过渡接头 ADAPTER

ADAPTER

过渡接头代号说明 How to Order Adapter ..... 144~115
公制螺纹O形圈平面密封接头 Metric Thread O–ring Face Seal Adapters ..... A01~A17
公制螺纹卡套接头 Metric Thread Bite Type Tube Adapters ..... B01~B60
公制螺纹74° 锥面扩口密封接头 Metric Thread 74° Cone Flared Tube Adapters ..... C01~C20
日本公制螺纹60° 锥面密封接头 Japanese Metric Thread 60° Cone Adapters ..... D01~D09
日本英管螺纹60° 锥面密封接头 Japanese Bsp Thread 60° Cone Adapters ..... E01~E09
英管螺纹60° 锥面密封接头 BSP Thread 60° Cone Adapters ..... F01~F46
英锥管螺纹BSPT接头 BSPT Thread Adapters ..... G01~G08
美制锥管螺纹NPT接头 NPT Thread Adapters ..... H01~H17
美制螺纹74° 锥面扩口接头 JIC 74° cone Flared Tube Adapters ..... J01~J62
美制螺纹O形圈平面密封ORFS接头 ORFS Adapters ..... K01~K28
美制螺纹NPSM接头 NPSM Fittings ..... L01~L09
ISO 6162法兰接头 ISO 6162 Flange Adapters ..... M01~M17
SAE矿用快速接头 SAE Staple–lok Adapters ..... N01~N05
其他接头 Other Adapters ..... P01~L10

ADAPTER

过渡接头代号说明 How to order adapter

1 直通过渡接头代号 Straight part NO.

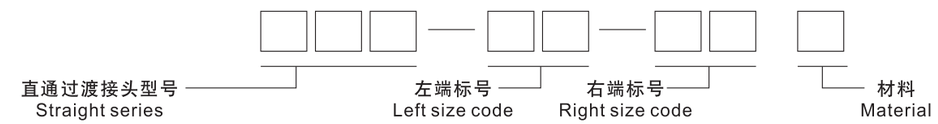

2 角弯过渡接头代号：在直通过渡接头型号后加“4”表示45°弯曲过渡接头，在直通过渡接头型号后加“9”表示90°弯曲过渡接头。如1BG9–04OG, 1JT4–08–06SP等。

Elbow part NO.: Add suffix "4" for 45, suffix"9" for 90° elbow to the straight part number, e.g, 1BG9–04OG and 1JT4–08–06SP

3 三通过渡接头代号 Tee part NO.

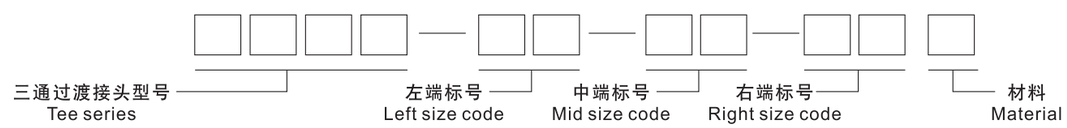

4 四通过渡接头代号 Cross part NO.

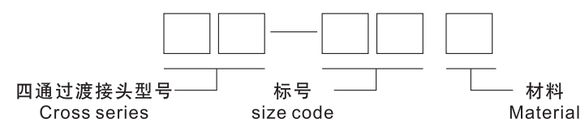

对四通过渡接头一般四端都相同,因此只注一个标号。如四端不同，则第一组表示左端，第二组表示上端，第三组表示右端，第四组表示下端。

In general for cross fitting,the four ends thread is the same.If different,the first group means left,the second group means up, the third group means means right and thefourth group means down.

5 当材料代号为碳钢时，则不标注材料代号，其他材料的代号如下表示。

材料 Meaterial	碳钢 Carbon steel	铜 Brass	不锈钢 Stainless steel
代号 Code	-	BR	SS

6 标号根据螺纹或尺寸大小来规定，具体按下表所示。Size code table:

英管螺纹 BSP Thread	G1/8" X28	G1/4" X19	—	G3/8" X19	G1/2" X14	G5/8" X14	G3/4" X14	G1"X11	G1.1/4" X11	G1.1/2" X11	G2"X11
英锥管螺纹 BSPT Thread	R1/8" X28	R1/4" X19	—	R3/8" X19	R1/2" X14	—	R3/4" X14	R1"X11	R1.1/4" X11	R1.1/2" X11	R2"X11
布锥管螺纹 NPT Thread	Z1/8" X27	Z1/4" X18	—	Z3/8" X18	Z1/2" X14	—	Z3/4" X14	Z1"X11.5	Z1.1/4" X11.5	Z1.1/2" X11.5	Z2"X11.5
美制JIC螺纹 JIC Thread	—	7/16" X20	1/2" X20	9/16" X18	3/4" X16	7/8" X14	1.1/16" X12	1.5/16" X12	1.5/8" X12	1.7/8" X12	2.1/2' X12
美制ORFS螺纹 ORFS Thread	—	9/16" X18	—	11/16" X16	13/16" X16	1" X14	1.3/16" X12	1.7/16" X12	1.11/16" X12	2" X12	—
美制SAE螺纹 SAE Thread	—	—	—	5/8" X18	—	—	1.1/16" X14	—	—	—	—
法兰 Flange size	—	—	—	—	1/2	5/8"	3/4"	1"	1.1/4"	1.1/2"	2"
标号 Size code	02	04	05	06	08	10	12	16	20	24	32

标注示例: Example of order:

L1BG 直通过渡接头系列,左端接头螺纹为G1/2"X14,右端接头螺纹为G3/4"X14,用碳钢制作的接头,代号为L1BG-08-12,如用不锈钢制作,代号为 L1BG-08-12SS.

If L1BG' left end thread is G1/2"X14 and right end thread is G3/4"X14,the fitting nubmer is L1BG-08-12.If made of stainless steel, the fitting number is L1BG-08-12SS.

LAJJN三通过渡接头系列,左端接头螺纹为9/16"X18,中端接头螺纹为9/16"X18,右端接头螺纹为Z1/2"X14,用碳钢制作的接头,代号为LAJJN-06-06-08.

if LAJJN' left end thread is G9/16"X18,mid end thread is 9/16"X18 and right end thread is Z1/2"x14,the fitting number is LAJJN-06-06-08.

公制螺纹O形圈平面密封接头 Metric Thread O-ring Face Seal Adapters

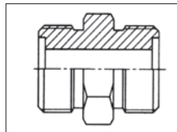 L1E A02	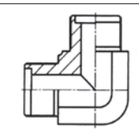 L1E9 A03	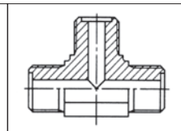 LAE A04	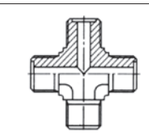 LXE A04	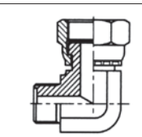 L2E9 A05	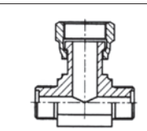 LBE A06
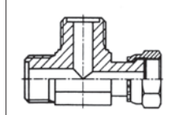 LCE A06	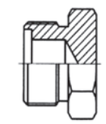 L4E A07	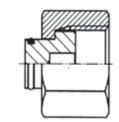 L9E A07	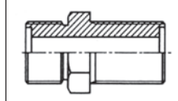 L6E A08	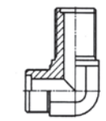 L6E9 A09	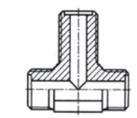 LAE6EE A10
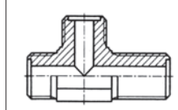 LAEE6E A10	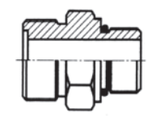 L1EH A11	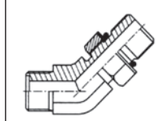 L1EH4-OG A11	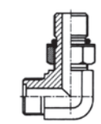 L1EH9-OG A12	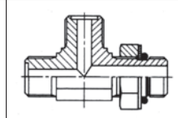 LAEEH-OG A12	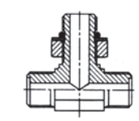 LAEHE-OG A13
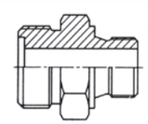 L1EL A13	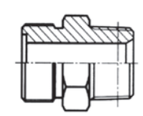 L1EN A14	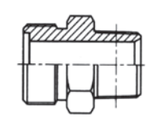 L1ET-SP A15	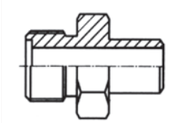 L1EW A16	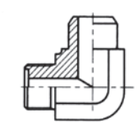 L1EW9 A16	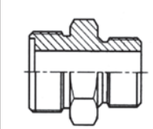 L1EZ A17
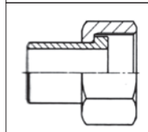 L2WE A17					

公制螺纹O形圈平面密封接头 METRIC THREAD O-RING FACE SEAL ADAPTERS

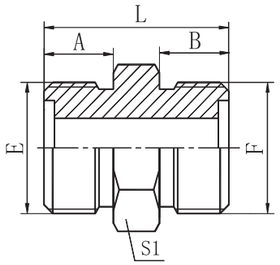

L1E

公制外螺纹O形圈平面密封

METRIC MALE O-RING

代号 PART NO.	螺纹 THREAD E、F	O形圈 O-RING E、F端	尺寸 DIMENSIONS A	B	L	S1
1E-12	M12X1.25	8X1.9	11	11	28	14
1E-14	M14X1.5	10X2	11	11	28	17
1E-16	M16X1.5	11X1.9	11	11	28	17
1E-18	M18X1.5	13X2	11	11	28	19
1E-22	M22X1.5	16.1X2.4	12	12	32	24
1E-27	M27X1.5	20.1X2.4	13	13	36	30
1E-30	M30X1.5	24.1X2.4	14	14	39	32
1E-36	M36X2	30X3.1	16	16	43	38
1E-39	M39X2	32X3.1	18	18	49	41
1E-42	M42X2	35X3.1	20	20	53	46
1E-45	M45X2	38X3.1	21	21	55	46
1E-52	M52X2	40X3.1	22	22	59	55
1E-60	M60X2	45.6X3.1	24	24	65	65
1E-64	M64X2	50X3.1	27	27	71	70

注:O形圈参数为外径与线径。
Note:The parameter of O-ring is ring outside diameter and ring width。

公制螺纹O形圈平面密封接头 METRIC THREAD O-RING FACE SEAL ADAPTERS

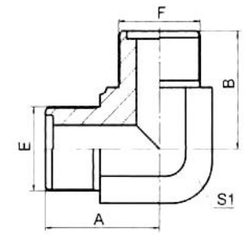

L1E9

90° 弯公制外螺纹O形圈平面密封

90° ELBOW METRIC MALE O-RING

代号 PART NO.	螺纹 THREAD E、F	O形圈 O-RING E、F端	尺寸 DIMENSIONS A	B	S1
1E9-12	M12X1.25	8X1.9	20.5	20.5	12
1E9-14	M14X1.5	10X2	22.5	22.5	14
1E9-16	M16X1.5	11X1.9	24	24	17
1E9-18	M18X1.5	13X2	26	26	19
1E9-22	M22X1.5	16.1X2.4	29	29	22
1E9-27	M27X1.5	20.1X2.4	32.5	32.5	27
1E9-30	M30X1.5	24.1X2.4	35.5	35.5	30
1E9-36	M36X2	30X3.1	42	42	36
1E9-39	M39X2	32X3.1	47.5	47.5	41
1E9-42	M42X2	35X3.1	49.5	49.5	41
1E9-45	M45X2	38X3.1	52.5	52.5	46
1E9-52	M52X2	40X3.1	57	57	50

注:O形圈参数为外径与线径。
Note:The parameter of O-ring is ring outside diameter and ring width。

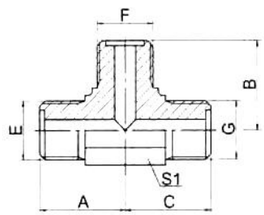

LAE

公制外螺纹O形圈平面密封三通接头

METRIC MALE O-RING TEE

代号 PART NO.	螺纹 THREAD E、F、G	O形圈 O-RING E、F、G端	尺寸 DIMENSIONS A	B	C	S1
AE-14	M14X1.5	10X2	22.5	22.5	22.5	14
AE-16	M16X1.5	11X1.9	24.5	24.5	24.5	16
AE-18	M18X1.5	13X2	26	26	26	19
AE-22	M22X1.5	16.1X2.4	29	29	29	22
AE-27	M27X1.5	20.1X2.4	32.5	32.5	32.5	27
AE-30	M30X1.5	24.1X2.4	35.5	35.5	35.5	30
AE-36	M36X2	30X3.1	42	42	42	36
AE-39	M39X2	32X3.1	47.5	47.5	47.5	41
AE-42	M42X2	35X3.1	49.5	49.5	49.5	41
AE-45	M45X2	38X3.1	52.5	52.5	52.5	46
AE-52	M52X2	40X3.1	57	57	57	50

注:O形圈参数为外径与线径。
Note:The parameter of O-ring is ring outside diameter and ring width。

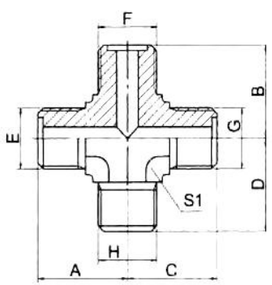

LXE

公制外螺纹O形圈平面密封四通接头

METRIC MALE O-RING CROSS

代号 PART NO.	螺纹 THREAD E、F、G、H	O形圈 O-RING E、F、G、H端	尺寸 DIMENSIONS A	B	C	D	S1
XE-14	M14X1.5	10X2	22.5	22.5	22.5	22.5	14
XE-16	M16X1.5	11X1.9	24	24	24	24	17
XE-18	M18X1.5	13X2	26	26	26	26	19
XE-22	M22X1.5	16.1X2.4	29	29	29	29	22
XE-27	M27X1.5	20.1X2.4	32.5	32.5	32.5	32.5	27
XE-30	M30X1.5	24.1X2.4	35.5	35.5	35.5	35.5	30
XE-36	M36X2	30X3.1	42	42	42	42	36
XE-39	M39X2	32X3.1	47.5	47.5	47.5	47.5	41
XE-42	M42X2	35X3.1	49.5	49.5	49.5	49.5	41
XE-45	M45X2	38X3.1	52.5	52.5	52.5	52.5	46
XE-52	M52X2	40X3.1	57	57	57	57	50

注:O形圈参数为外径与线径。
Note:The parameter of O-ring is ring outside diameter and ring width。

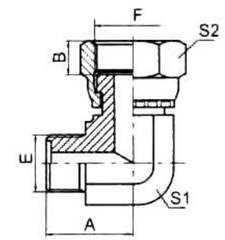

L2E9

90° 弯公制外螺纹O形圈平面密封/公制内螺纹平面密封

90° ELBOW METRIC FACE SEAL MALE O-RING/
METRIC FEMALE SWIVEL

代号 PART NO.	螺纹 THREAD E、F	O形圈 O-RING E端	尺寸 DIMENSIONS A	B	S1	S2
2E9-12	M12X1.25	8X1.9	20.5	8	12	17
2E9-14	M14X1.5	10X2	22.5	8.5	14	19
2E9-16	M16X1.5	11X1.9	25	8.5	16	22
2E9-18	M18X1.5	13X2	26	8.5	19	24
2E9-22	M22X1.5	16.1X2.4	29.5	10	22	27
2E9-27	M27X1.5	20.1X2.4	32.5	10	27	32
2E9-30	M30X1.5	24.1X2.4	35.5	11	30	36
2E9-36	M36X2	30X3.1	42	13	36	41
2E9-39	M39X2	32X3.1	47.5	13	41	46
2E9-42	M42X2	35X3.1	49.5	15	41	50
2E9-45	M45X2	38X3.1	52.5	15	46	55
2E9-52	M52X2	40X3.1	56	17	50	60

注:O形圈参数为外径与线径。
Note:The parameter of O-ring is ring outside diameter and ring width。

公制螺纹O形圈平面密封接头 METRIC THREAD O-RING FACE SEAL ADAPTERS

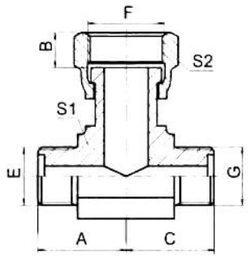

LBE

公制螺纹O形圈平面密封三通接头

METRIC O-RING TEE

代号 PART NO.	螺纹 THREAD E、F、G		O形圈 O-RING E、G端		尺寸 DIMENSIONS A	B	C	S1	S2
BE-14	M14X1.5		10X2		22.5	8.5	22.5	14	19
BE-16	M16X1.5		11X1.9		24	8.5	24	17	22
BE-18	M18X1.5		13X2		26	8.5	26	19	24
BE-22	M22X1.5		16.1X2.4		29	10	29	22	27
BE-27	M27X1.5		20.1X2.4		32.5	10	32.5	27	32
BE-30	M30X1.5		24.1X2.4		35.5	11	35.5	30	36
BE-36	M36X2		30X3.1		42	13	42	36	41
BE-39	M39X2		32X3.1		47.5	13	47.5	41	46
BE-42	M42X2		35X3.1		49.5	15	49.5	41	50
BE-45	M45X2		38X3.1		52.5	15	52.5	46	55
BE-52	M52X2		40X3.1		57	17	57	50	60

注:O形圈参数为外径与线径。
Note:The parameter of O-ring is ring outside diameter and ring width。

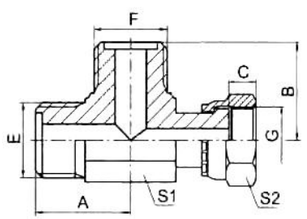

LCE

公制螺纹O形圈平面密封三通接头

METRIC O-RING TEE

代号 PART NO.	螺纹 THREAD E、F、G		O形圈 O-RING E、F端		尺寸 DIMENSIONS A	B	C	S1	S2
CE-14	M14X1.5		10X2		22.5	22.5	8.5	14	19
CE-16	M16X1.5		11X1.9		24	24	8.5	17	22
CE-18	M18X1.5		13X2		26	26	8.5	19	24
CE-22	M22X1.5		16.1X2.4		29.5	29.5	10	22	27
CE-27	M27X1.5		20.1X2.4		32.5	32.5	10	27	32
CE-30	M30X1.5		24.1X2.4		35.5	35.5	11	30	36
CE-36	M36X2		30X3.1		42	42	13	36	41
CE-39	M39X2		32X3.1		47.5	47.5	13	41	46
CE-42	M42X2		35X3.1		49.5	49.5	15	41	50
CE-45	M45X2		38X3.1		52.5	52.5	15	46	55
CE-52	M52X2		40X3.1		57	57	17	50	60

注:O形圈参数为外径与线径。
Note:The parameter of O-ring is ring outside diameter and ring width。

公制螺纹O形圈平面密封接头 METRIC THREAD O-RING FACE SEAL ADAPTERS

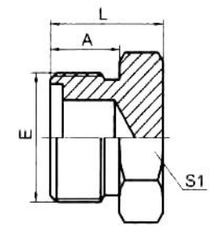

L4E

公制外螺纹O形圈平面密封堵头

METRIC MALE O-RING PLUG

代号 PART NO.	螺纹 THREAD E		O形圈 O-RING E端		尺寸 DIMENSIONS A	L	S1		
4E-14	M14X1.5		10X2		11	17	17		
4E-16	M16X1.5		11X1.9		11	17	17		
4E-18	M18X1.5		13X2		11	17	19		
4E-22	M22X1.5		16.1X2.4		12	20	24		
4E-24	M24X1.5		18.1X2.4		12	21	27		
4E-27	M27X1.5		20.1X2.4		13	23	30		
4E-30	M30X1.5		24.1X2.4		14	25	32		
4E-36	M36X2		30X3.1		16	29	38		
4E-42	M42X2		35X3.1		20	33	46		
4E-45	M45X2		38X3.1		21	34	46		
4E-52	M52X2		40X3.1		22	37	55		
4E-60	M60X2		45X3.1		24	41	65		

注:O形圈参数为外径与线径。
Note:The parameter of O-ring is ring outside diameter and ring width。

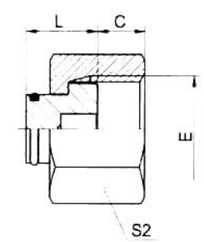

L9E

公制内螺纹平面堵头

METRIC FEMALE FACE PLUG

代号 PART NO.	螺纹 THREAD E				尺寸 DIMENSIONS C	L	S2
9E-12	M12X1.25				8	10	17
9E-14	M14X1.5				8.5	10.5	19
9E-16	M16X1.5				8.5	11.5	22
9E-18	M18X1.5				8.5	13	24
9E-22	M22X1.5				10	13	27
9E-27	M27X1.5				10	15	32
9E-30	M30X1.5				11	15	36
9E-36	M36X2				13	15.5	41
9E-39	M39X2				13	17.5	46
9E-42	M42X2				15	18.5	50
9E-45	M45X2				15	18.5	55
9E-52	M52X2				17	18.5	60

公制螺纹O形圈平面密封接头 METRIC THREAD O-RING FACE SEAL ADAPTERS

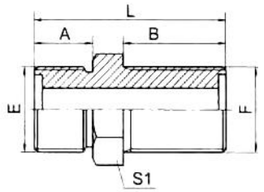

L6E

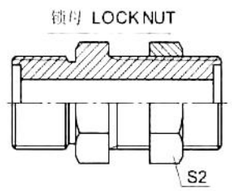

L6E-LN

公制外螺纹O形圈平面密封过板接头

METRIC MALE O-RING BULKHEAD

代号 PART NO.	螺纹 THREAD		O形圈 O-RING		尺寸 DIMENSIONS				
	E	F	E端	F端	A	B	L	S1	S2
6E-12	M12X1.25	M12X1.25	8X1.9	8X1.9	11	31.5	47.5	17	17
6E-14	M14X1.5	M14X1.5	10X2	10X2	11	32.5	49.5	19	19
6E-16	M16X1.5	M16X1.5	11X1.9	11X1.9	11	32.5	51.5	22	22
6E-18	M18X1.5	M18X1.5	13X2	13X2	11	33	52	24	24
6E-22	M22X1.5	M22X1.5	16.1X2.4	16.1X2.4	12	35.5	58	27	30
6E-27	M27X1.5	M27X1.5	20.1X2.4	20.1X2.4	13	37	61	32	36
6E-30	M30X1.5	M30X1.5	24.1X2.4	24.1X2.4	14	38	63	36	41
6E-36	M36X2	M36X2	30X3.1	30X3.1	16	42	71	41	46
6E-39	M39X2	M39X2	32X3.1	32X3.1	18	44	74	46	50
6E-42	M42X2	M42X2	35X3.1	35X3.1	20	46	80	50	50
6E-45	M45X2	M45X2	38X3.1	38X3.1	21	46	80	55	55
6E-52	M52X2	M52X2	40X3.1	40X3.1	22	49	83	60	65

注: 1 O形圈参数为外径与线径。 2 如需带锁母订货，则请在代号后加“LN”，如6E-30LN，锁母代号为8C。
Note: 1 The parameter of O-ring is ring outside diameter and ring width. 2 In case if you are interested to order the adapter with lock nut, please insert suffix "LN" after our part NO., for example 6E-30LN, The lock nut NO. is 8C.

公制螺纹O形圈平面密封接头 METRIC THREAD O-RING FACE SEAL ADAPTERS

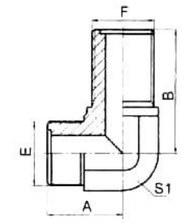

L6E9

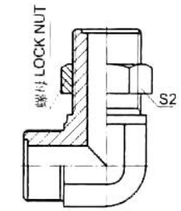

L6E9-LN

90° 公制外螺纹O形圈平面密封过板接头

90° METRIC MALE O-RING BULKHEAD

代号 PART NO.	螺纹 THREAD		O形圈 O-RING		尺寸 DIMENSIONS				
	E	F	E端	F端	A	B		S1	S2
6E9-12	M12X1.25	M12X1.25	8X1.9	8X1.9	20.5	44.5		12	17
6E9-14	M14X1.5	M14X1.5	10X2	10X2	22.5	46.5		14	19
6E9-16	M16X1.5	M16X1.5	11X1.9	11X1.9	24	48		17	22
6E9-18	M18X1.5	M18X1.5	13X2	13X2	26	50		19	24
6E9-22	M22X1.5	M22X1.5	16.1X2.4	16.1X2.4	29	54		22	30
6E9-27	M27X1.5	M27X1.5	20.1X2.4	20.1X2.4	32.5	58.5		27	36
6E9-30	M30X1.5	M30X1.5	24.1X2.4	24.1X2.4	35.5	61.5		30	41
6E9-36	M36X2	M36X2	30X3.1	30X3.1	42	71		36	46
6E9-39	M39X2	M39X2	32X3.1	32X3.1	47.5	76		41	50
6E9-42	M42X2	M42X2	35X3.1	35X3.1	49.5	78		41	50
6E9-45	M45X2	M45X2	38X3.1	38X3.1	52.5	81		46	55
6E9-52	M52X2	M52X2	40X3.1	40X3.1	57	86		50	65

注: 1 O形圈参数为外径与线径。 2 如需带锁母订货，则请在代号后加“LN”，如6E9-30LN，锁母代号为8C。
Note: 1 The parameter of O-ring is ring outside diameter and ring width. 2 In case if you are interested to order the adapter with lock nut, please insert suffix "LN" after our part NO., for example 6E9-30LN, The lock nut NO. is 8C.

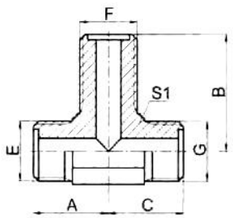

LAE6EE **LAE6EE-LN**

公制外螺纹O形圈平面密封过板分支三通

METRIC MALE O-RING BULKHEAD BRANCH TEE

代号 PART NO.	螺纹 THREAD		O形圈 O-RING		尺寸 DIMENSIONS				
	E、F、G		E、F、G端		A	B	C	S1	S2
AE6EE-12	M12X1.25		8X1.9		20.5	44.5	20.5	12	17
AE6EE-14	M14X1.5		10X2		22.5	46.5	22.5	14	19
AE6EE-16	M16X1.5		11X1.9		24	48	24	17	22
AE6EE-18	M18X1.5		13X2		26	50	26	19	24
AE6EE-22	M22X1.5		16.1X2.4		29	54	29	22	30
AE6EE-27	M27X1.5		20.1X2.4		32.5	58.5	32.5	27	36
AE6EE-30	M30X1.5		24.1X2.4		35.5	61.5	35.5	30	41
AE6EE-36	M36X2		30X3.1		42	71	42	36	46
AE6EE-39	M39X2		32X3.1		47.5	76	47.5	41	50
AE6EE-42	M42X2		35X3.1		49.5	78	49.5	41	50
AE6EE-45	M45X2		38X3.1		52.5	81	52.5	46	55

注: 1 O形圈参数为外径与线径。 2 如需带锁母订货，则请在代号后加“LN”，如AE6EE-30LN，锁母代号为8C。
Note: 1 The parameter of O-ring is ring outside diameter and ring width. 2 In case if you are interested to order the adapter with lock nut, please insert suffix "LN" after our part NO., for example AE6EE-30LN, The lock nut NO. is 8C.

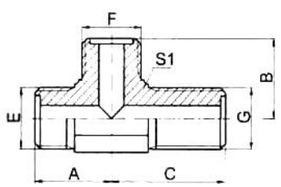

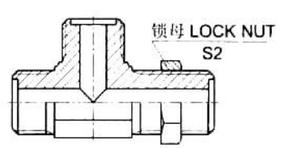

LAEE6E **LAEE6E-LN**

公制外螺纹O形圈平面密封过板主支三通

METRIC MALE O-RING BULKHEAD RUN TEE

代号 PART NO.	螺纹 THREAD		O形圈 O-RING		尺寸 DIMENSIONS				
	E、F、G		E、F、G端		A	B	C	S1	S2
AEE6E-12	M12X1.25		8X1.9		20.5	20.5	44.5	12	17
AEE6E-14	M14X1.5		10X2		22.5	22.5	46.5	14	19
AEE6E-16	M16X1.5		11X1.9		24	24	48	17	22
AEE6E-18	M18X1.5		13X2		26	26	50	19	24
AEE6E-22	M22X1.5		16.1X2.4		29	29	54	22	30
AEE6E-27	M27X1.5		20.1X2.4		32.5	32.5	58.5	27	36
AEE6E-30	M30X1.5		24.1X2.4		35.5	35.5	61.5	30	41
AEE6E-36	M36X2		30X3.1		42	42	71	36	46
AEE6E-39	M39X2		32X3.1		47.5	47.5	76	41	50
AEE6E-42	M42X2		35X3.1		49.5	49.5	78	41	50
AEE6E-45	M45X2		38X3.1		52.5	52.5	81	46	55

注: 1 O形圈参数为外径与线径。 2 如需带锁母订货，则请在代号后加“LN”，如AEE6E-30LN，锁母代号为8C。
Note: 1 The parameter of O-ring is ring outside diameter and ring width. 2 In case if you are interested to order the adapter with lock nut, please insert suffix "LN" after our part NO., for example AEE6E-30LN, The lock nut NO. is 8C.

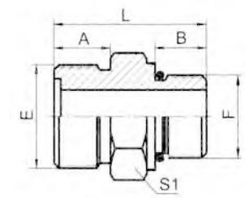

L1EH

公制外螺纹O形圈平面密封 /
公制外螺纹重系列ISO 6149-2

METRIC MALE O-RING /
METRIC MALE S-SERIES ISO 6149-2

代号 PART NO.	螺纹 THREAD		O形圈 O-RING		尺寸 DIMENSIONS				
	E	F	E端	F端	A	B	L	S1	
1EH-12-10	M12X1.25	M10X1	8X1.9	O08.1X1.6	11	9.5	28	14	
1EH-14-12	M14X1.5	M12X1.5	10X2	O09.3X2.4	11	11	28	17	
1EH-16-14	M16X1.5	M14X1.5	11X1.9	O11.3X2.4	11	11	28	19	
1EH-18-16	M18X1.5	M16X1.5	13X2	O13.3X2.4	11	11.5	31.5	22	
1EH-22-18	M22X1.5	M18X1.5	16.1X2.4	O15.3X2.4	12	12.5	34.5	24	
1EH-27-22	M27X1.5	M22X1.5	20.1X2.4	O19.3X2.4	13	15	38	30	
1EH-30-27	M30X1.5	M27X2	24.1X2.4	O23.5X3.0	14	18.5	43.5	32	
1EH-36-33	M36X2	M33X2	30X3.1	O29.5X3.0	16	18.5	47.5	41	
1EH-39-33	M39X2	M33X2	32X3.1	O29.5X3.0	18	18.5	49.5	41	
1EH-42-42	M42X2	M42X2	35X3.1	O38.5X3.0	20	19	54	50	
1EH-45-42	M45X2	M42X2	38X3.1	O38.5X3.0	21	19	54	50	
1EH-52-48	M52X2	M48X2	40X3.1	O44.5X3.0	22	21.5	58.5	55	

注: 1 E端O形圈参数为外径与线径。 2 F端与ISO 6149-1油口匹配。
Note: 1 The parameter of E end O-ring is ring outside diameter and ring width. 2 F end is fit for ISO 6149-1 prot.

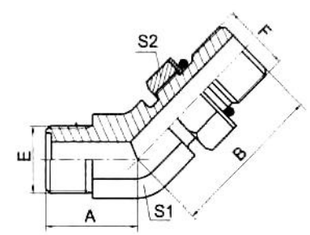

L1EH4-OG

45° 弯公制外螺纹O形圈平面密封 /
公制外螺纹可调向柱端重系列ISO 6149-2

45° ELBOW METRIC MALE O-RING /
METRIC MALE ADJUSTABLE STUD END S-SERIES ISO 6149-2

代号 PART NO.	螺纹 THREAD		O形圈 O-RING		尺寸 DIMENSIONS				
	E	F	E端	F端	A	B	S1	S2	
1EH4-12-10OG	M12X1.25	M10X1	8X1.9	O08.1X1.6	18	25.5	12	14	
1EH4-14-12OG	M14X1.5	M12X1.5	10X2	O09.3X2.4	19.5	30	14	17	
1EH4-16-14OG	M16X1.5	M14X1.5	11X1.9	O11.3X2.4	20	30.5	17	19	
1EH4-18-16OG	M18X1.5	M16X1.5	13X2	O13.3X2.4	21.5	34	19	22	
1EH4-22-18OG	M22X1.5	M18X1.5	16.1X2.4	O15.3X2.4	23	38	22	24	
1EH4-27-22OG	M27X1.5	M22X1.5	20.1X2.4	O19.3X2.4	24.5	40.5	27	27	
1EH4-30-27OG	M30X1.5	M27X2	24.1X2.4	O23.5X3.0	26	48	30	32	
1EH4-36-33OG	M36X2	M33X2	30X3.1	O29.5X3.0	30.5	49.5	36	41	
1EH4-39-33OG	M39X2	M33X2	32X3.1	O29.5X3.0	36	52	41	41	
1EH4-42-42OG	M42X2	M42X2	35X3.1	O38.5X3.0	38	53	41	50	
1EH4-45-42OG	M45X2	M42X2	38X3.1	O38.5X3.0	39	54	46	50	
1EH4-52-48OG	M52X2	M48X2	40X3.1	O44.5X3.0	42	58.5	50	55	

注: 1 E端O形圈参数为外径与线径。 2 F端与ISO 6149-1油口匹配。
Note: 1 The parameter of E end O-ring is ring outside diameter and ring width. 2 F end is fit for ISO 6149-1 prot.

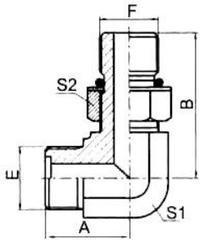

L1EH9-OG

90° 弯公制外螺纹O形圈平面密封 /
公制外螺纹可调向柱端重系列ISO 6149-2
90° ELBOW METRIC MALE O-RING /
METRIC MALE ADJUSTABLE STUD END S-SERIES ISO 6149-2

代号 PART NO.	螺纹 THREAD		O形圈 O-RING		尺寸 DIMENSIONS				
	E	F	E端	F端	A	B	S1	S2	
1EH9-12-10OG	M12X1.25	M10X1	8X1.9	O08.1X1.6	20.5	28.5	12	14	
1EH9-14-12OG	M14X1.5	M12X1.5	10X2	O09.3X2.4	22.5	33.2	14	17	
1EH9-16-14OG	M16X1.5	M14X1.5	11X1.9	O11.3X2.4	24	36	17	19	
1EH9-18-16OG	M18X1.5	M16X1.5	13X2	O13.3X2.4	26	39	19	22	
1EH9-22-18OG	M22X1.5	M18X1.5	16.1X2.4	O15.3X2.4	29	44	22	24	
1EH9-27-22OG	M27X1.5	M22X1.5	20.1X2.4	O19.3X2.4	32.5	48	27	27	
1EH9-30-27OG	M30X1.5	M27X2	24.1X2.4	O23.5X3.0	35.5	57	30	32	
1EH9-36-33OG	M36X2	M33X2	30X3.1	O29.5X3.0	42	60.5	36	41	
1EH9-39-33OG	M39X2	M33X2	32X3.1	O29.5X3.0	47.5	64	41	41	
1EH9-42-42OG	M42X2	M42X2	35X3.1	O38.5X3.0	49.5	65	41	50	
1EH9-45-42OG	M45X2	M42X2	38X3.1	O38.5X3.0	52.5	67.5	46	50	
1EH9-52-48OG	M52X2	M48X2	40X3.1	O44.5X3.0	57	73.5	50	55	

注: 1 E端O形圈参数为外径与线径。 2 F端与ISO 6149-1油口匹配。
Note: 1 The parameter of E end O-ring is ring outside diameter and ring width. 2 F end is fit for ISO 6149-1 prot.

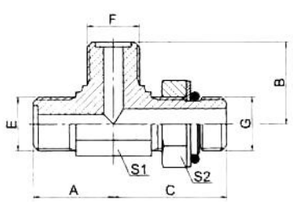

LAEEH-OG

公制外螺纹O形圈平面密封 /
公制外螺纹可调向柱端重系列ISO 6149-2主支三通
METRIC MALE O-RING /
METRIC MALE ADJUSTABLE STUD END S-SERIES
ISO 6149-2 RUN TEE

代号 PART NO.	螺纹 THREAD		O形圈 O-RING		尺寸 DIMENSIONS				
	E、F	G	E、F端	G端	A	B	C	S1	S2
AEEH-12-12-10OG	M12X1.25	M10X1	8X1.9	O08.1X1.6	20.5	20.5	28.5	12	14
AEEH-14-14-12OG	M14X1.5	M12X1.5	10X2	O09.3X2.4	22.5	22.5	33.2	14	17
AEEH-16-16-14OG	M16X1.5	M14X1.5	11X1.9	O11.3X2.4	24	24	36	17	19
AEEH-18-18-16OG	M18X1.5	M16X1.5	13X2	O13.3X2.4	26	26	39	19	22
AEEH-22-22-18OG	M22X1.5	M18X1.5	16.1X2.4	O15.3X2.4	29	29	44	22	24
AEEH-27-27-22OG	M27X1.5	M22X1.5	20.1X2.4	O19.3X2.4	32.5	32.5	48	27	27
AEEH-30-30-27OG	M30X1.5	M27X2	24.1X2.4	O23.5X3.0	35.5	35.5	57	30	32
AEEH-36-36-33OG	M36X2	M33X2	30X3.1	O29.5X3.0	42	42	60.5	36	41
AEEH-39-39-33OG	M39X2	M33X2	32X3.1	O29.5X3.0	47.5	47.5	64	41	41
AEEH-42-42-42OG	M42X2	M42X2	35X3.1	O38.5X3.0	49.5	49.5	65	41	50
AEEH-45-45-42OG	M45X2	M42X2	38X3.1	O38.5X3.0	52.5	52.5	67.5	46	50

注: 1 E端、F端O形圈参数为外径与线径。 2 G端与ISO 6149-1油口匹配。
Note: 1 The parameter of E、F end O-ring are ring outside diameter and ring width. 2 G end is fit for ISO 6149-1 prot.

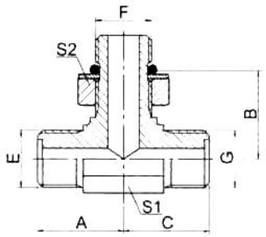

LAEHE-OG

公制外螺纹O形圈平面密封 /
公制外螺纹可调向柱端重系列ISO 6149-2分支三通
METRIC MALE O-RING /
METRIC MALE ADJUSTABLE STUD END S-SERIES
ISO 6149-2 BRANCH TEE

代号 PART NO.	螺纹 THREAD		O形圈 O-RING		尺寸 DIMENSIONS				
	E、G	F	E、G端	F端	A	B	C	S1	S2
AEHE-12-10-12OG	M12X1.25	M10X1	8X1.9	O08.1X1.6	20.5	28.5	20.5	12	14
AEHE-14-12-14OG	M14X1.5	M12X1.5	10X2	O09.3X2.4	22.5	33.2	22.5	14	17
AEHE-16-14-16OG	M16X1.5	M14X1.5	11X1.9	O11.3X2.4	24	36	24	17	19
AEHE-18-16-18OG	M18X1.5	M16X1.5	13X2	O13.3X2.4	26	39	26	19	22
AEHE-22-18-22OG	M22X1.5	M18X1.5	16.1X2.4	O15.3X2.4	29	44	29	22	24
AEHE-27-22-27OG	M27X1.5	M22X1.5	20.1X2.4	O19.3X2.4	32.5	48	32.5	27	27
AEHE-30-27-30OG	M30X1.5	M27X2	24.1X2.4	O23.5X3.0	35.5	57	35.5	30	32
AEHE-36-33-36OG	M36X2	M33X2	30X3.1	O29.5X3.0	42	60.5	42	36	41
AEHE-39-33-39OG	M39X2	M33X2	32X3.1	O29.5X3.0	47.5	64	47.5	41	41
AEHE-42-42-42OG	M42X2	M42X2	35X3.1	O38.5X3.0	49.5	65	49.5	41	50
AEHE-45-42-45OG	M45X2	M42X2	38X3.1	O38.5X3.0	52.5	67.5	52.5	46	50

注: 1 E端、G端O形圈参数为外径与线径。 2 F端与ISO 6149-1油口匹配。
Note: 1 The parameter of E、G end O-ring are ring outside diameter and ring width. 2 F end is fit for ISO 6149-1 prot.

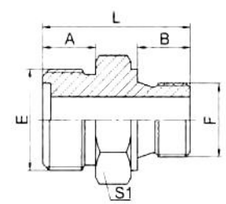

L1EL

公制外螺纹O形圈平面密封 / 公制外螺纹组合垫圈
METRIC MALE O-RING / METRIC MALE WITH BONDED SEAL

代号 PART NO.	螺纹 THREAD		O形圈 O-RING		尺寸 DIMENSIONS				
	E	F	E端	F端	A	B	L	S1	
1EL-14	M14X1.5	M14X1.5	10X2	ZHD-14	11	12	30.5	19	
1EL-14-16	M14X1.5	M16X1.5	10X2	ZHD-16	11	12	31	22	
1EL-14-18	M14X1.5	M18X1.5	10X2	ZHD-18	11	12	32.5	24	
1EL-14-22	M14X1.5	M22X1.5	10X2	ZHD-22	11	14	36.5	27	
1EL-16-14	M16X1.5	M14X1.5	11X1.9	ZHD-14	11	12	29	19	
1EL-16-18	M16X1.5	M18X1.5	11X1.9	ZHD-18	11	12	31	24	
1EL-22-18	M22X1.5	M18X1.5	16.1X2.4	ZHD-18	12	12	33.5	24	
1EL-27-22	M27X1.5	M22X1.5	20.1X2.4	ZHD-22	13	14	38.5	30	
1EL-27-33	M27X1.5	M33X2	20.1X2.4	ZHD-33	13	18	44	41	
1EL-30-18	M30X1.5	M18X1.5	24.1X2.4	ZHD-18	14	12	38.5	32	
1EL-30-27	M30X1.5	M27X2	24.1X2.4	ZHD-27	14	16	41	34	
1EL-36-33	M36X2	M33X2	30X3.1	ZHD-33	16	18	49	41	
1EL-36-48	M36X2	M48X2	30X3.1	ZHD-48	16	22	53	60	
1EL-45-42	M45X2	M42X2	38X3.1	ZHD-42	21	20	56	50	
1EL-52-48	M52X2	M48X2	40X3.1	ZHD-48	22	22	61	60	

注: E端O形圈参数为外径与线径。
Note: The parameter of E end O-ring is ring outside diameter and ring width.

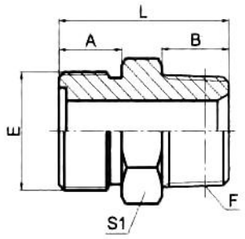

L1EN

公制外螺纹O形圈 / 布锥管外螺纹

METRIC MALE O-RING / NPT MALE

代号 PART NO.	螺纹 THREAD		O形圈 O-RING		尺寸 DIMENSIONS				
	E	F	E端		A	B	L	S1	
1EN-14-04	M14X1.5	Z1/4"X18	10X2		11	15	31	17	
1EN-14-06	M14X1.5	Z3/8"X18	10X2		11	16	33	19	
1EN-16-04	M16X1.5	Z1/4"X18	11X1.9		11	15	32	17	
1EN-16-06	M16X1.5	Z3/8"X18	11X1.9		11	16	33	19	
1EN-16-08	M16X1.5	Z1/2"X14	11X1.9		11	19.5	38.5	24	
1EN-18-04	M18X1.5	Z1/4"X18	13X2		11	15	31	19	
1EN-18-06	M18X1.5	Z3/8"X18	13X2		11	16	33	19	
1EN-18-08	M18X1.5	Z1/2"X14	13X2		11	19.5	38.5	24	
1EN-22-08	M22X1.5	Z1/2"X14	16.1X2.4		12	19.5	39.5	24	
1EN-22-12	M22X1.5	Z3/4"X14	16.1X2.4		12	19.5	41.5	27	
1EN-24-06	M24X1.5	Z3/8"X18	18.1X2.4		12	16	37	27	
1EN-24-08	M24X1.5	Z1/2"X14	18.1X2.4		12	19.5	41.5	27	
1EN-27-08	M27X1.5	Z1/2"X14	20.1X2.4		13	19.5	42.5	30	
1EN-27-12	M27X1.5	Z3/4"X14	20.1X2.4		13	19.5	42.5	30	
1EN-30-12	M30X1.5	Z3/4"X14	24.1X2.4		14	19.5	44.5	32	
1EN-36-12	M36X2	Z3/4"X14	30X3.1		16	19.5	46.5	38	
1EN-36-16	M36X2	Z1"X11.5	30X3.1		16	25.5	52.5	38	
1EN-39-16	M39X2	Z1"X11.5	32X3.1		18	25.5	56.5	41	
1EN-39-20	M39X2	Z1.1/4"X11.5	32X3.1		18	26.5	57.5	46	
1EN-42-16	M42X2	Z1"X11.5	35X3.1		20	25.5	58.5	46	
1EN-42-20	M42X2	Z1.1/4"X11.5	35X3.1		20	26.5	59.5	46	
1EN-45-20	M45X2	Z1.1/4"X11.5	38X3.1		21	26.5	60.5	46	
1EN-52-20	M52X2	Z1.1/4"X11.5	40X3.1		22	26.5	63.5	55	
1EN-60-24	M60X2	Z1.1/2"X11.5	45.6X3.1		24	27.5	68.5	65	

注: E端O形圈参数为外径与线径。
Note: The parameter of E end O-ring is ring outside diameter and ring width.

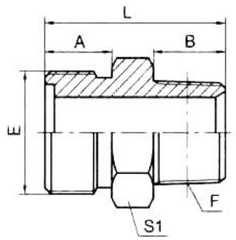

L1ET-SP

公制外螺纹O形圈 / 英锥管外螺纹

METRIC MALE O-RING / BSPT MALE

代号 PART NO.	螺纹 THREAD		O形圈 O-RING		尺寸 DIMENSIONS				
	E	F	E端		A	B	L	S1	
1ET-14-04SP	M14X1.5	R1/4"X19	10X2		11	14.5	31.5	14	
1ET-14-06SP	M14X1.5	R3/8"X19	10X2		11	15	32	17	
1ET-16-04SP	M16X1.5	R1/4"X19	11X1.9		11	14.5	31.5	17	
1ET-16-06SP	M16X1.5	R3/8"X19	11X1.9		11	15	32	17	
1ET-18-06SP	M18X1.5	R3/8"X19	13X2		11	15	32	19	
1ET-18-08SP	M18X1.5	R1/2"X14	13X2		11	20	37	22	
1ET-22-08SP	M22X1.5	R1/2"X14	16.1X2.4		12	20	40	24	
1ET-22-12SP	M22X1.5	R3/4"X14	16.1X2.4		12	20	40	27	
1ET-24-06SP	M24X1.5	R3/8"X19	18.1X2.4		13	15	38	27	
1ET-24-08SP	M24X1.5	R1/2"X14	18.1X2.4		13	20	43	27	
1ET-27-08SP	M27X1.5	R1/2"X14	20.1X2.4		13	20	43	30	
1ET-27-12SP	M27X1.5	R3/4"X14	20.1X2.4		13	20	43	30	
1ET-30-12SP	M30X1.5	R3/4"X14	24.1X2.4		14	20	45	32	
1ET-36-12SP	M36X2	R3/4"X14	30X3.1		16	20	47	38	
1ET-36-16SP	M36X2	R1"X11	30X3.1		16	25.5	52.5	38	
1ET-39-16SP	M39X2	R1"X11	32X3.1		18	25.5	56.5	41	
1ET-39-20SP	M39X2	R1.1/4"X11	32X3.1		18	26.5	57.5	46	
1ET-42-20SP	M42X2	R1.1/4"X11	35X3.1		20	26.5	59.5	46	
1ET-45-20SP	M45X2	R1.1/4"X11	38X3.1		21	26.5	60.5	46	
1ET-52-24SP	M52X2	R1.1/2"X11	40X3.1		22	26.5	63.5	55	

注: E端O形圈参数为外径与线径。
Note: The parameter of E end O-ring is ring outside diameter and ring width.

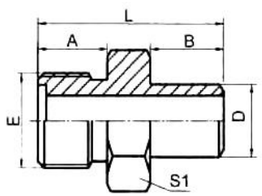

L1EW

公制外螺纹O形圈平面密封 / 焊接管

METRIC MALE O-RING / BUTT-WELD TUBE

代号 PART NO.	螺纹 THREAD E	管子直径 TUBE O.D.	O形圈 O-RING E端		尺寸 DIMENSIONS A	B	D	L	S1
1EW-12-06	M12X1.25	6	8X1.9		11	8	6	24	14
1EW-14-08	M14X1.5	8	10X2		11	8	8	25	17
1EW-16-10	M16X1.5	10	11X1.9		11	8	10	25	17
1EW-18-12	M18X1.5	12	13X2		11	12	12	29	19
1EW-22-14	M22X1.5	14	16.1X2.4		12	12	14	32.5	24
1EW-27-18	M27X1.5	18	20.1X2.4		13	12	18	35	30
1EW-30-22	M30X1.5	22	24.1X2.4		14	14	22	39	32
1EW-36-28	M36X2	28	30X3.1		16	16	28	43	38
1EW-39-30	M39X2	30	32X3.1		18	16	30	47	41
1EW-42-34	M42X2	34	35X3.1		20	16	34	49	46
1EW-45-38	M45X2	38	38X3.1		21	18	38	51	46
1EW-52-42	M52X2	42	40X3.1		22	18	42	55	55

注: E端O形圈参数为外径与线径。
Note: The parameter of E end O-ring are ring outside diameter and ring width.

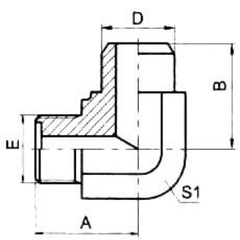

L1EW9

90° 弯公制外螺纹O形圈平面密封 / 焊接管

90° ELBOW METRIC MALE O-RING / BUTT-WELD TUBE

代号 PART NO.	螺纹 THREAD E	管子直径 TUBE O.D.	O形圈 O-RING E端		尺寸 DIMENSIONS A	B	D	S1	
1EW9-12-06	M12X1.25	6	8X1.9		20.5	16.5	6	12	
1EW9-14-08	M14X1.5	8	10X2		22.5	17.5	8	14	
1EW9-16-10	M16X1.5	10	11X1.9		24	19.5	10	17	
1EW9-18-12	M18X1.5	12	13X2		26	25	12	19	
1EW9-22-14	M22X1.5	14	16.1X2.4		29	27	14	22	
1EW9-27-18	M27X1.5	18	20.1X2.4		32.5	29.5	18	27	
1EW9-30-22	M30X1.5	22	24.1X2.4		35.5	33.5	22	30	
1EW9-36-28	M36X2	28	30X3.1		42	39	28	36	
1EW9-39-30	M39X2	30	32X3.1		47.5	43	30	41	
1EW9-42-34	M42X2	34	35X3.1		49.5	43	34	41	
1EW9-45-38	M45X2	38	38X3.1		52.5	47.5	38	46	
1EW9-52-42	M52X2	42	40X3.1		57	50	42	50	

注: E端O形圈参数为外径与线径。
Note: The parameter of E end O-ring are ring outside diameter and ring width.

公制螺纹O形圈平面密封接头 METRIC THREAD O-RING FACE SEAL ADAPTERS

A

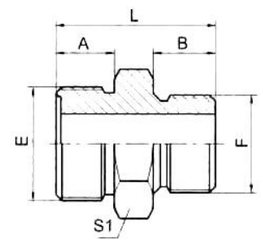

L1EZ

公制外螺纹O形圈平面密封 /
英管螺纹组合垫密封DIN 3852-2 A型

METRIC MALE O-RING /
BSP MALE DIN 3852-2 TYPE A

代号 PART NO.	螺纹 THREAD E	F	密形圈 SEAL E端	F端	尺寸 DIMENSIONS A	B	L	S1	
1EZ-14-04	M14X1.5	G1/4"X19	10X2	ZHD-14	11	12	29	19	
1EZ-16-04	M16X1.5	G1/4"X19	11X1.9	ZHD-14	11	12	29	19	
1EZ-16-06	M16X1.5	G3/8"X19	11X1.9	ZHD-18	11	12	31	22	
1EZ-18-06	M18X1.5	G3/8"X19	13X2	ZHD-18	11	12	31	22	
1EZ-18-08	M18X1.5	G1/2"X14	13X2	ZHD-22	11	14	35	30	
1EZ-22-08	M22X1.5	G1/2"X14	16.1X2.4	ZHD-22	12	14	35	27	
1EZ-27-08	M27X1.5	G1/2"X14	20.1X2.4	ZHD-22	13	14	37	30	
1EZ-27-12	M27X1.5	G3/4"X14	20.1X2.4	ZHD-27	13	16	40	32	
1EZ-30-12	M30X1.5	G3/4"X14	24.1X2.4	ZHD-27	14	16	41	32	
1EZ-30-16	M30X1.5	G1"X11	24.1X2.4	ZHD-33	14	18	45	41	
1EZ-36-16	M36X2	G1"X11	30X3.1	ZHD-33	16	18	47	41	

注: E端O形圈参数为外径与线径。
Note: The parameter of E end O-ring are ring outside diameter and ring width.

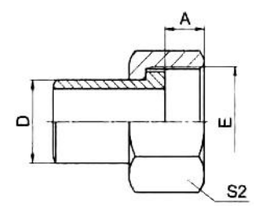

L2WE

焊接管 / 公制内螺纹O形圈平面密封

BUTT-WELD TUBE / METRIC FEMALE O-RING

代号 PART NO.	螺纹 THREAD E	管子直径 TUBE O.D.			尺寸 DIMENSIONS A	D	S2		
2WE-06-12	M12X1.25	6			8	6	14		
2WE-08-14	M14X1.5	8			8.5	8	17		
2WE-10-16	M16X1.5	10			8.5	10	19		
2WE-12-18	M18X1.5	12			8.5	12	22		
2WE-14-22	M22X1.5	14			10	14	27		
2WE-18-27	M27X1.5	18			10	18	32		
2WE-22-30	M30X1.5	22			11	22	36		
2WE-28-36	M36X2	28			13	28	41		
2WE-30-39	M39X2	30			13	30	46		
2WE-34-42	M42X2	34			15	34	50		
2WE-38-45	M45X2	38			15	38	55		
2WE-42-52	M52×2	42			17	42	60		
2WE-50-60	M60X2	50			20	50	70		
2WE-52-64	M64X2	52			23	52	75		

公制螺纹卡套接头 Metric Thread Bite Type Tube Adapters

L1C、L1D B03	L1C、L1D变径 B04	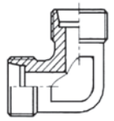 L1C9、L1D9 B05	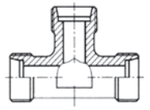 LAC、LAD B06	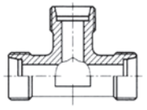 LAC、LAD变径 B07、B08	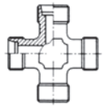 LXC、LXD B09
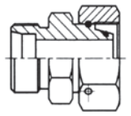 L2C、L2D B10、B12	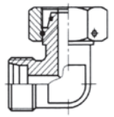 L2C9、L2D9 B13	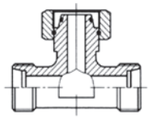 LBC、LBD B14	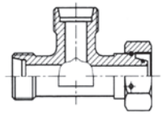 LCC、LCD B15	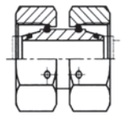 L3C、L3D B16	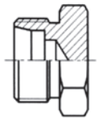 L4C、L4D B17
L9C、L9D B18	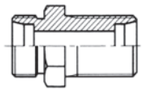 L6C、L6D B19	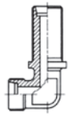 L6C9、L6D9 B20	L8C B21	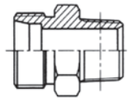 L1CN、L1DN B22	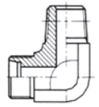 L1CN9、L1DN9 B23
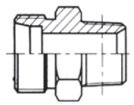 L1CT-SP、L1DT-SP B24	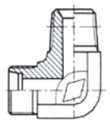 L1CT9-SP、L1DT9-SP B25	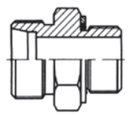 L1CH、L1DH B26、B27	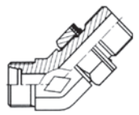 L1CH4-OG、L1DH4-OG B28	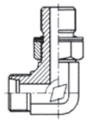 L1CH9-OG、L1DH9-OG B29	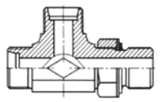 LACCH-OG、LADDH-OG B30
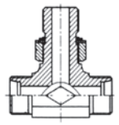 LACHC-OG、LADHD-OG B31	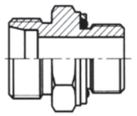 L1CG、L1DG B32	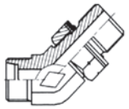 L1CG4-OG、L1DG4-OG B33	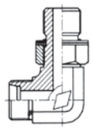 L1CG9-OG、L1DG9-OG B34	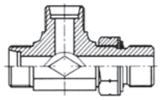 LACCG-OG、LADDG-OG B35	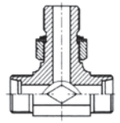 LACGC-OG、LADGD-OG B36
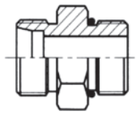 L1CO、L1DO B37	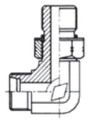 L1CO9-OG、L1DO9-OG B38	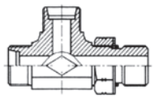 LACCO-OG、LADDO-OG B39	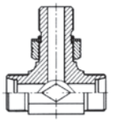 LACOC-OG、LADOD-OG B40	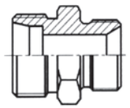 L1CB、L1DB B41	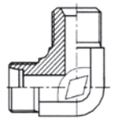 L1CB9、L1DB9 B42
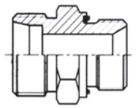 L1CB-WD、L1DB-WD B43、B44	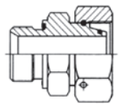 L2BC-WD、L2BD-WD B44	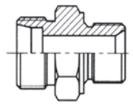 L1CM、L1DM B45	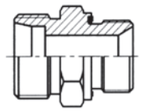 L1CM-WD、L1DM-WD B46	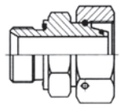 L2MC-WD、L2MD-WD B47	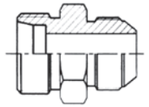 L1CJ、L1DJ B48

公制螺纹卡套接头 Metric Thread Bite Type Tube Adapters

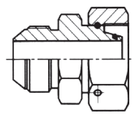 L2JC、L2JD B49	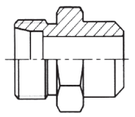 L1CW、L1DW B50	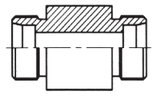 L1C-Y、L1D-Y B51	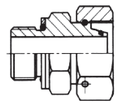 L2GC、L2GD B52	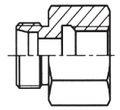 L5CB、L5DB B53	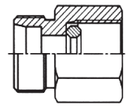 L5CB-GDK、L5DB-GDK B54
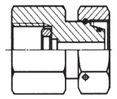 L7BC-GDK/S、L7BD-GDK/S B54	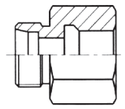 L5CM、L5DM B55	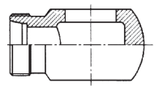 L1CI-B、L1DI-B B56	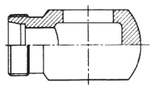 L1CI、L1DI B57	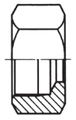 LNL、LNS B58、B59	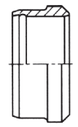 LRL、LRS B60

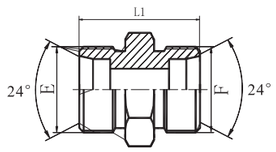

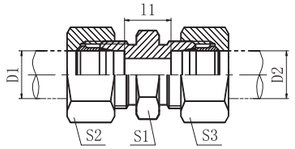

直通接头

STRAIGHT FITTINGS

L1C L1D **L1C-RN L1D-RN**

代号 PART NO.	螺纹 THREAD		管子外径 TUBE O.D.		尺寸 DIMENSIONS						压力等级 MPa
	E	F	D1	D2	l1	L1	S1	S2	S3		
1C-12	M12X1.5	M12X1.5	6	6	10	24	12	14	14		31.5 轻系列 L
1C-14	M14X1.5	M14X1.5	8	8	11	25	14	17	17		
1C-16	M16X1.5	M16X1.5	10	10	13	27	17	19	19		
1C-18	M18X1.5	M18X1.5	12	12	14	28	19	22	22		
1C-22	M22X1.5	M22X1.5	15	15	16	30	24	27	27		
1C-26	M26X1.5	M26X1.5	18	18	16	31	27	32	32		
1C-30	M30X2	M30X2	22	22	20	35	32	36	36		16 轻系列 L
1C-36	M36X2	M36X2	28	28	21	36	41	41	41		
1C-45	M45X2	M45X2	35	35	20	41	46	50	50		
1C-52	M52X2	M52X2	42	42	21	43	55	60	60		
1D-14	M14X1.5	M14X1.5	6	6	16	30	14	17	17		63 重系列 S
1D-16	M16X1.5	M16X1.5	8	8	18	32	17	19	19		
1D-18	M18X1.5	M18X1.5	10	10	17	32	19	22	22		
1D-20	M20X1.5	M20X1.5	12	12	19	34	22	24	24		
1D-22	M22X1.5	M22X1.5	14	14	22	38	24	27	27		
1D-24	M24X1.5	M24X1.5	16	16	21	38	27	30	30		40 重系列 S
1D-30	M30X2	M30X2	20	20	23	44	32	36	36		
1D-36	M36X2	M36X2	25	25	26	50	41	46	46		
1D-42	M42X2	M42X2	30	30	37	54	46	50	50		
1D-52	M52X2	M52X2	38	38	29	61	55	60	60		31.5重系列S

注：如需带卡套及卡套螺母整套订货，则请在代号后加“RN”，如1C-30RN。
Note:In case if you are interested to order the adpter in complete set with cutting ring and nut,it is necessary to insert suffix “RN” after our part no.,for example 1C-30RN。

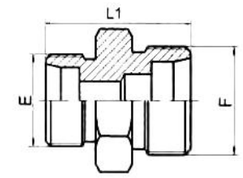

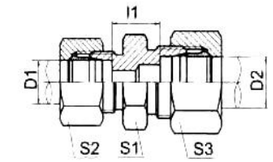

直通变径接头

STRAIGHT REDUCERS

L1C L1D **L1C-RN L1D-RN**

代号 PART NO.	螺纹 THREAD		管子外径 TUBE O.D.		尺寸 DIMENSIONS					压力等级 MPa
	E	F	D1	D2	L1	l1	S1	S2	S3	
1C-12-14	M12X1.5	M14X1.5	6	8	25	11	14	14	17	31.5 轻系列 L
1C-12-16	M12X1.5	M16X1.5	6	10	26	12	17	14	19	
1C-12-18	M12X1.5	M18X1.5	6	12	27	13	19	14	22	
1C-14-16	M14X1.5	M16X1.5	8	10	26	12	17	17	19	
1C-14-18	M14X1.5	M18X1.5	8	12	27	13	19	17	22	
1C-16-18	M16X1.5	M18X1.5	10	12	28	14	19	19	22	
1C-16-22	M16X1.5	M22X1.5	10	15	29	15	24	19	27	
1C-16-26	M16X1.5	M26X1.5	10	18	30	15.5	27	19	32	
1C-18-22	M18X1.5	M22X1.5	12	15	29	15	24	22	27	
1C-18-26	M18X1.5	M26X1.5	12	18	30	15.5	27	22	32	
1C-18-30	M18X1.5	M30X2	12	22	32	17.5	32	22	36	
1C-22-26	M22X1.5	M26X1.5	15	18	31	16.5	27	27	32	16 轻系列 L
1C-22-30	M22X1.5	M30X2	15	22	33	18.5	32	27	36	
1C-26-30	M26X1.5	M30X2	18	22	33	18	32	32	36	
1C-26-36	M26X1.5	M36X2	18	28	34	19	41	32	41	
1C-30-36	M30X2	M36X2	22	28	36	21	41	36	41	
1C-30-45	M30X2	M45X2	22	35	39	21	46	36	50	
1C-36-45	M36X2	M45X2	28	35	39	21	46	41	50	
1D-14-16	M14X1.5	M16X1.5	6	8	32	18	17	17	19	63 重系列 S
1D-14-18	M14X1.5	M18X1.5	6	10	32	17.5	19	17	22	
1D-14-20	M14X1.5	M20X1.5	6	12	34	19.5	22	17	24	
1D-16-18	M16X1.5	M18X1.5	8	10	32	17.5	19	19	22	
1D-16-20	M16X1.5	M20X1.5	8	12	34	19.5	22	19	24	
1D-18-20	M18X1.5	M20X1.5	10	12	34	19	22	22	24	
1D-18-22	M18X1.5	M22X1.5	10	14	36	20.5	24	22	27	
1D-18-30	M18X1.5	M30X2	10	20	40	22	32	22	36	
1D-20-22	M20X1.5	M22X1.5	12	14	36	20.5	24	24	27	40 重系列 S
1D-20-24	M20X1.5	M24X1.5	12	16	36	20	27	24	30	
1D-20-30	M20X1.5	M30X2	12	20	40	22	32	24	36	
1D-22-24	M22X1.5	M24X1.5	14	16	38	21.5	27	27	30	
1D-24-30	M24X1.5	M30X2	16	20	42	23	32	30	36	
1D-24-36	M24X1.5	M36X2	16	25	46	25.5	41	30	46	
1D-30-36	M30X2	M36X2	20	25	48	25.5	41	36	46	
1D-30-42	M30X2	M42X2	20	30	50	26	46	36	50	
1D-36-42	M36X2	M42X2	25	30	52	26.5	46	46	50	
1D-42-52	M42X2	M52X2	30	38	59	29.5	55	50	60	31.5重系列S

注：如需带卡套及卡套螺母整套订货，则请在代号后加“RN”，如1C-30-36RN。
Note:In case if you are interested to order the adpter in complete set with cutting ring and nut,it is necessary to insert suffix “RN” after our part no.,for example 1C-30-36RN。

公制螺纹卡套接头 METRIC THREAD BITE TYPE TUBE ADAPTERS

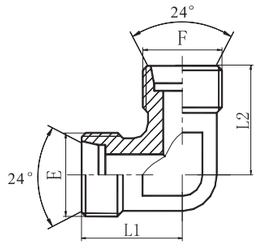

L1C9 L1D9

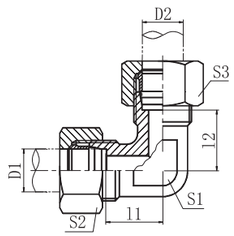

L1C9-RN L1D9-RN

90° 弯曲接头

90° ELBOW FITTINGS

代号 PART NO.	螺纹 THREAD		管子外径 TUBE O.D.		尺寸 DIMENSIONS						压力等级 MPa
	E	F	D1	D2	l1	L1	S1	S2			
1C9-12	M12X1.5	M12X1.5	6	6	11	19	12	14			31.5 轻系列 L
1C9-14	M14X1.5	M14X1.5	8	8	14	21	12	17			
1C9-16	M16X1.5	M16X1.5	10	10	15	22	14	19			
1C9-18	M18X1.5	M18X1.5	12	12	17	24	17	22			
1C9-22	M22X1.5	M22X1.5	15	15	21	28	19	27			
1C9-26	M26X1.5	M26X1.5	18	18	23.5	31	24	32			
1C9-30	M30X2	M30X2	22	22	27.5	35	27	36			16 轻系列 L
1C9-36	M36X2	M36X2	28	28	30.5	38	36	41			
1C9-45	M45X2	M45X2	35	35	34.5	45	41	50			
1C9-52	M52X2	M52X2	42	42	40	51	50	60			
1D9-14	M14X1.5	M14X1.5	6	6	16	23	12	17			63 重系列 S
1D9-16	M16X1.5	M16X1.5	8	8	17	24	14	19			
1D9-18	M18X1.5	M18X1.5	10	10	17.5	25	17	22			
1D9-20	M20X1.5	M20X1.5	12	12	21.5	29	17	24			
1D9-22	M22X1.5	M22X1.5	14	14	22	30	19	27			
1D9-24	M24X1.5	M24X1.5	16	16	24.5	33	24	30			40 重系列 S
1D9-30	M30X2	M30X2	20	20	26.5	37	27	36			
1D9-36	M36X2	M36X2	25	25	30	42	36	46			
1D9-42	M42X2	M42X2	30	30	35.5	49	41	50			
1D9-52	M52X2	M52X2	38	38	41	57	50	60			31.5重系列S

注：如需带卡套及卡套螺母整套订货，则请在代号后加“RN”，如1C9-30RN。
Note:In case if you are interested to order the adpter in complete set with cutting ring and nut,it is necessary to insert suffix“RN”after our part no.,for example 1C9-30RN。

公制螺纹卡套接头 METRIC THREAD BITE TYPE TUBE ADAPTERS

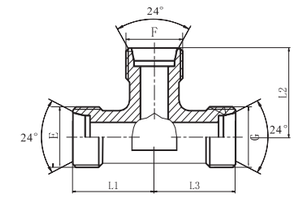

LAC LAD

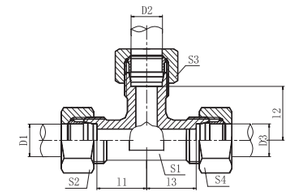

LAC-RN LAD-RN

三通接头

EQUAL TEE

代号 PART NO.	螺纹 THREAD	管子外径 TUBE O.D.	尺寸 DIMENSIONS					压力等级 MPa
	E	D1,D2,D3	l1,l2,l3	L1,L2,L3	S1	S2,S3,S4		
AC-10LL	M10X1	6	13.5	19	12	12		10 特轻系列 L
AC-12A	M12X1	6	12	19	12	14		
AC-12	M12X1.5	6	12	19	12	14		25 轻系列 L
AC-14	M14X1.5	8	14	21	12	17		
AC-16	M16X1.5	10	15	22	14	19		
AC-18	M18X1.5	12	17	24	17	22		
AC-22	M22X1.5	15	21	28	19	27		
AC-26	M26X1.5	18	23.5	31	24	32		
AC-30	M30X2	22	27.5	35	27	36		16 轻系列 L
AC-36	M36X2	28	30.5	38	36	41		
AC-45	M45X2	35	34.5	45	41	50		
AC-52	M52X2	42	40	51	50	60		
AD-14	M14X1.5	6	16	23	12	17		63 重系列 S
AD-16	M16X1.5	8	17	24	14	19		
AD-18	M18X1.5	10	17.5	25	17	22		
AD-20	M20X1.5	12	21.5	29	17	24		
AD-22	M22X1.5	14	22	30	19	27		
AD-24	M24X1.5	16	24.5	33	24	30		40 重系列 S
AD-30	M30X2	20	26.5	37	27	36		
AD-36	M36X2	25	30	42	36	46		
AD-42	M42X2	30	35.5	49	41	50		
AD-52	M52X2	38	41	57	50	60		31.5重系列S

注：如需带卡套及卡套螺母整套订货，则请在代号后加“RN”，如AC-22RN。
Note:In case if you are interested to order the adpter in complete set with cutting ring and nut,it is necessary to insert suffix“RN”after our part no.,for example AC-22RN。

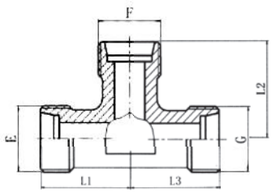

LAC LAD

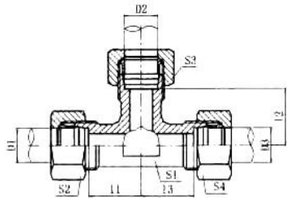

LAC-RN LAD-RN

三通变径接头

TEE REDUCERS

代号 PART NO.	螺纹 THREAD E	F	G	管子外径 TUBE O.D. D1	D2	D3	尺寸 DIMENSIONS I1	I2	I3	L1	L2	L3	S1	S2	S3	S4	压力等级 MPa
AC-12-14-12	M12X1.5	M14X1.5	M12X1.5	6	8	6	14	14	14	21	21	21	12	14	17	14	25 轻系列 L
AC-12-16-12	M12X1.5	M16X1.5	M12X1.5	6	10	6	15	15	15	22	22	22	14	14	19	14	
AC-12-16-16	M12X1.5	M16X1.5	M16X1.5	6	10	10	15	15	15	22	22	22	14	14	19	19	
AC-14-12-14	M14X1.5	M12X1.5	M14X1.5	8	6	8	14	14	14	21	21	21	12	17	14	17	
AC-14-14-18	M14X1.5	M14X1.5	M18X1.5	8	8	12	17	17	17	24	24	24	17	17	17	22	
AC-14-16-14	M14X1.5	M16X1.5	M14X1.5	8	10	8	15	15	15	22	22	22	14	17	19	17	
AC-14-18-14	M14X1.5	M18X1.5	M14X1.5	8	12	8	17	17	17	24	24	24	17	17	22	17	
AC-16-12-16	M16X1.5	M12X1.5	M16X1.5	10	6	10	15	15	15	22	22	22	14	19	14	19	
AC-16-14-16	M16X1.5	M14X1.5	M16X1.5	10	8	10	15	15	15	22	22	22	14	19	17	19	
AC-16-16-18	M16X1.5	M16X1.5	M18X1.5	10	10	12	17	17	17	24	24	24	17	19	19	22	
AC-16-16-26	M16X1.5	M16X1.5	M26X1.5	10	10	18	24	24	24	31	31	31	24	19	19	32	
AC-16-18-16	M16X1.5	M18X1.5	M16X115	10	12	10	17	17	17	24	24	24	17	19	22	19	
AC-16-18-18	M16X1.5	M18X1.5	M18X1.5	10	12	12	17	17	17	24	24	24	17	19	22	22	
AC-16-22-16	M16X1.5	M22X1.5	M16X1-5	10	15	10	21	21	21	28	28	28	19	19	27	19	
AC-16-26-26	M16X1.5	M26X1.5	M26X1.5	10	18	18	24	23.5	23.5	31	31	31	24	19	32	32	
AC-18-12-18	M18X1.5	M12X1.5	M18X1.5	12	6	12	17	17	17	24	24	24	17	22	14	22	
AC-18-14-18	M18X1.5	M14X1.5	M18X1.5	12	8	12	17	17	17	24	24	24	17	22	17	22	
AC-18-16-18	M18X1.5	M16X1.5	M18X1.5	12	10	12	17	17	17	24	24	24	17	22	19	22	
AC-18-18-22	M18X1.5	M18X1.5	M22X1.5	12	12	15	21	21	21	28	28	28	19	22	22	27	
AC-18-22-18	M18X1.5	M22X1.5	M18X1.5	12	15	12	21	21	21	28	28	28	19	22	27	22	
AC-18-22-22	M18X1.5	M22X1.5	M22X1.5	12	15	15	21	21	21	28	28	28	19	22	27	27	
AC-18-22-30	M18X1.5	M22X1.5	M30X2	12	15	22	28	28	27.5	35	35	35	27	22	27	36	
AC-18-26-18	M18X1.5	M26X1.5	M18X1.5	12	18	12	24	23.5	24	31	31	31	24	22	32	22	
AC-22-12-22	M22X1.5	M12X1.5	M22X1.5	15	6	15	21	21	21	28	28	28	19	27	14	27	
AC-22-16-22	M22X1.5	M16X1.5	M22X1.5	15	10	15	21	21	21	28	28	28	19	27	19	27	
AC-22-18-22	M22X1.5	M18X1.5	M22X1.5	15	12	15	21	21	21	28	28	28	19	27	22	27	
AC-22-22-30	M22X1.5	M22X1.5	M30X2	15	15	22	28	28	27.5	35	35	35	27	27	27	36	
AC-22-26-22	M22X1.5	M26X1.5	M22X1.5	15	18	15	24	23.5	24	31	31	31	24	27	32	27	
AC-26-16-26	M26X1.5	M16X1.5	M26X1.5	18	10	18	23.5	24	23.5	31	31	31	24	32	19	32	
AC-26-18-26	M26X1.5	M18X1.5	M26X1.5	18	12	18	23.5	24	23.5	31	31	31	24	32	22	32	
AC-26-22-26	M26X1.5	M22X1.5	M26X1.5	18	15	18	23.5	24	23.5	31	31	31	24	32	27	32	
AC-26-26-30	M26X1.5	M26X1.5	M30X2	18	18	22	27.5	27.5	27.5	35	35	35	27	32	32	36	16 轻系列 L
AC-26-30-30	M26X1.5	M30X2	M30X2	18	22	22	27.5	27.5	27.5	35	35	35	27	32	36	36	
AC-30-16-30	M30X2	M16X1.5	M30X2	22	10	22	27.5	28	27.5	35	35	35	27	36	19	36	
AC-30-18-30	M30X2	M18X1.5	M30X2	22	12	22	27.5	28	27.5	35	35	35	27	36	22	36	

接下页

接上页

代号 PART NO.	螺纹 THREAD E	F	G	管子外径 TUBE O.D. D1	D2	D3	尺寸 DIMENSIONS I1	I2	I3	L1	L2	L3	S1	S2	S3	S4	压力等级 MPa
AC-30-22-30	M30X2	M22X1.5	M30X2	22	15	22	27.5	28	27.5	35	35	35	27	36	27	36	16 轻系列 L
AC-30-26-30	M30X2	M26X1.5	M30X2	22	18	22	27.5	27.5	27.5	35	35	35	27	36	32	36	
AC-30-30-36	M30X2	M30X2	M36X2	22	22	28	30.5	30.5	30.5	38	38	38	36	36	36	41	
AC-36-16-36	M36X2	M16X1.5	M36X2	28	10	28	30.5	31	30.5	38	38	38	36	41	19	41	
AC-36-18-36	M36X2	M18X1.5	M36X2	28	12	28	30.5	31	30.5	38	38	38	36	41	22	41	
AC-36-22-36	M36X2	M22X1.5	M36X2	28	15	28	30.5	31	30.5	38	38	38	36	41	27	41	
AC-36-26-36	M36X2	M26X1.5	M36X2	28	18	28	30.5	30.5	30.5	38	38	38	36	41	32	41	
AC-36-30-36	M36X2	M30X2	M36X2	28	22	28	30.5	30.5	30.5	38	38	38	36	41	36	41	
AD-16-16-20	M16X1.5	M16X1.5	M20X1.5	8	8	12	22	22	21.5	29	29	29	17	19	19	24	63 重系列 S
AD-18-14-18	M18X1.5	M14X1.5	M18X1.5	10	6	10	17.5	18	17.5	25	25	25	17	22	17	22	
AD-20-16-20	M20X1.5	M16X1.5	M20X1.5	12	8	12	21.5	22	21.5	29	29	29	17	24	19	24	
AD-20-18-20	M20X1.5	M18X1.5	M20X1.5	12	10	12	21.5	21.5	21.5	29	29	29	17	24	22	24	
AD-20-20-30	M20X1.5	M20X1.5	M30X2	12	12	20	29.5	29.5	26.5	37	37	37	27	24	24	36	
AD-20-24-20	M20X1.5	M24X1.5	M20X1.5	12	16	12	25.5	24.5	25.5	33	33	33	24	24	30	24	40 重系列 S
AD-20-30-20	M20X1.5	M30X2	M20X1.5	12	20	12	29.5	26.5	29.5	37	37	37	27	24	36	24	
AD-20-30-30	M20X1.5	M30X2	M30X2	12	20	20	29.5	26.5	26.5	37	37	37	27	24	36	36	
AD-24-14-24	M24X1.5	M14X1.5	M24X1.5	16	6	16	24.5	26	24.5	33	33	33	24	30	17	30	
AD-24-16-24	M24X1.5	M16X1.5	M24X1.5	16	8	16	24.5	26	24.5	33	33	33	24	30	19	30	
AD-24-18-24	M24X1.5	M18X1.5	M24X1.5	16	10	16	24.5	25.5	24.5	33	33	33	24	30	22	30	
AD-24-20-24	M24X1.5	M20X1.5	M24X1.5	16	12	16	24.5	25.5	24.5	33	33	33	24	30	24	30	
AD-24-30-24	M24X1.5	M30X2	M24X1.5	16	20	16	28.5	26.5	28.5	37	37	37	27	30	36	30	
AD-30-18-30	M30X2	M18X1.5	M30X2	20	10	20	26.5	29.5	26.5	37	37	37	27	36	22	36	
AD-30-20-30	M30X2	M20X1.5	M30X2	20	12	20	26.5	29.5	26.5	37	37	37	27	36	24	36	
AD-30-24-30	M30X2	M24X1.5	M30X2	20	16	20	26.5	28.5	26.5	37	37	37	27	36	30	36	
AD-30-36-30	M30X2	M36X2	M30X2	20	25	20	31.5	30	31.5	42	42	42	36	36	46	36	
AD-36-24-36	M36X2	M24X1.5	M36X2	25	16	25	30	33.5	30	42	42	42	36	46	30	46	
AD-36-30-36	M36X2	M30X2	M36X2	25	20	25	30	31.5	30	42	42	42	36	46	36	46	
AD-36-42-36	M36X2	M42X2	M36X2	25	30	25	37	35.5	37	49	49	49	41	46	50	46	

注：如需带卡套及卡套螺母整套订货，则请在代号后加“RN”，如AC-26-26-30RN。

Note:In case if you are interested to order the adpter in complete set with cutting ring and nut,it is necessary to insert suffix“RN”after our part no.,for example AC-26-26-30RN。

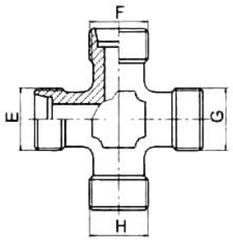

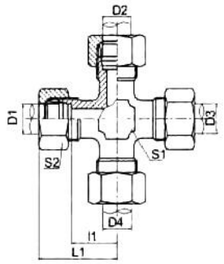

四通接头

CROSS FITTINGS

LXC LXD **LXC-RN LXD-RN**

代号 PART NO.	螺纹 THREAD E,F,G,H	管子外径 TUBE O.D. D1,D2,D3,D4	尺寸 DIMENSIONS l1	L1	S1	S2	压力等级 MPa
XC-12	M12X1.5	6	12	27	12	14	31.5 轻系列 L
XC-14	M14X1.5	8	14	29	12	17	
XC-16	M16X1.5	10	15	30	14	19	
XC-18	M18X1.5	12	17	32	17	22	
XC-22	M22X1.5	15	21	36	19	27	
XC-26	M26X1.5	18	23.5	40	24	32	
XC-30	M30X2	22	27.5	44	27	36	16 轻系列 L
XC-36	M36X2	28	30.5	47	36	41	
XC-45	M45X2	35	34.5	56	41	50	
XC-52	M52X2	42	40	63	50	60	
XD-14	M14X1.5	6	16	31	12	17	63 重系列 S
XD-16	M16X1.5	8	17	32	14	19	
XD-18	M18X1.5	10	17.5	34	17	22	
XD-20	M20X1.5	12	21.5	38	17	24	
XD-22	M22X1.5	14	22	40	19	27	
XD-24	M24X1.5	16	24.5	43	24	30	40 重系列 S
XD-30	M30X2	20	26.5	48	27	36	
XD-36	M36X2	25	30	54	36	46	
XD-42	M42X2	30	35.5	62	41	50	
XD-52	M52X2	38	41	72	50	60	31.5重系列S

注：如需带卡套及卡套螺母整套订货，则请在代号后加“RN”，如XC-30RN。
Note:In case if you are interested to order the adpter in complete set with cutting ring and nut,it is necessary to insert suffix “RN” after our part no.,for example XC-30RN。

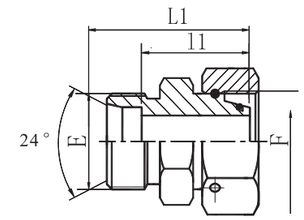

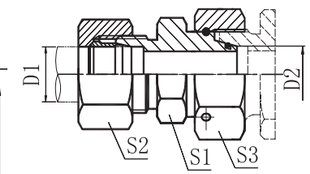

外螺纹内螺纹转换接头

REDUCER TUBE ADAPTOR WITH SWIVEL NUT

L2C **L2C-RN**

代号 PART NO.	螺纹 THREAD E	F	管子外径 TUBE O.D. D1	D2	尺寸 DIMENSIONS l1	L1	S1	S2	S3	压力等级 MPa
2C-12-14	M12X1.5	M14X1.5	6	8	24	31	14	14	17	31.5 轻系列 L
2C-12-16	M12X1.5	M16X1.5	6	10	25	32	17	14	19	
2C-14-16	M14X1.5	M16X1.5	8	10	25.5	32.5	17	17	19	
2C-12-18	M12X1.5	M18X1.5	6	12	25	32	17	14	22	
2C-14-18	M14X1.5	M18X1.5	8	12	27	34	17	17	22	
2C-16-18	M16X1.5	M18X1.5	10	12	28	35	17	19	22	
2C-12-22	M12X1.5	M22X1.5	6	15	29	36	22	14	27	
2C-14-22	M14X1.5	M22X1.5	8	15	30	37	22	17	27	
2C-16-22	M16X1.5	M22X1.5	10	15	30	37	22	19	27	
2C-18-22	M18X1.5	M22X1.5	12	15	30	37	22	22	27	
2C-12-26	M12X1.5	M26X1.5	6	18	31.5	38.5	24	14	32	
2C-14-26	M14X1.5	M26X1.5	8	18	32.5	39.5	24	17	32	
2C-16-26	M16X1.5	M26X1.5	10	18	32.5	39.5	24	19	32	
2C-18-26	M18X1.5	M26X1.5	12	18	32.5	39.5	24	22	32	
2C-22-26	M22X1.5	M26X1.5	15	18	33.5	40.5	24	27	32	
2C-12-30	M12X1.5	M30X2	6	22	34.5	41.5	30	14	36	16 轻系列 L
2C-14-30	M14X1.5	M30X2	8	22	35.5	42.5	30	17	36	
2C-16-30	M16X1.5	M30X2	10	22	35.5	42.5	30	19	36	
2C-18-30	M18X1.5	M30X2	12	22	35.5	42.5	30	22	36	
2C-22-30	M22X1.5	M30X2	15	22	36.5	43.5	30	27	36	
2C-26-30	M26X1.5	M30X2	18	22	36	43.5	30	32	36	
2C-12-36	M12X1.5	M36X2	6	28	36.5	43.5	36	14	41	
2C-14-36	M14X1.5	M36X2	8	28	37.5	44.5	36	17	41	
2C-16-36	M16X1.5	M36X2	10	28	37.5	44.5	36	19	41	
2C-18-36	M18X1.5	M36X2	12	28	37.5	44.5	36	22	41	
2C-22-36	M22X1.5	M36X2	15	28	38.5	45.5	36	27	41	
2C-26-36	M26X1.5	M36X2	18	28	38	45.5	36	32	41	
2C-30-36	M30X2	M36X2	22	28	38.5	46	36	36	41	
2C-12-45	M12X1.5	M45X2	6	35	42.5	49.5	46	14	50	
2C-14-45	M14X1.5	M45X2	8	35	43.5	50.5	46	17	50	
2C-16-45	M16X1.5	M45X2	10	35	43.5	50.5	46	19	50	
2C-18-45	M18X1.5	M45X2	12	35	42	49	46	22	50	
2C-22-45	M22X1.5	M45X2	15	35	43	50	46	27	50	
2C-26-45	M26X1.5	M45X2	18	35	44	51.5	46	32	50	

接下页

接上页

B

代号 PART NO.	螺纹 THREAD E	螺纹 THREAD F	管子外径 TUBE O.D. D1	管子外径 TUBE O.D. D2	尺寸 DIMENSIONS l1	L1	S1	S2	S3		压力等级 MPa
2C-30-45	M30X2	M45X2	22	35	46	53.5	46	36	50		16 轻系列 L
2C-36-45	M36X2	M45X2	28	35	46	53.5	46	41	50		
2C-12-52	M12X1.5	M52X2	6	42	46	53	50	14	60		
2C-14-52	M14X1.5	M52X2	8	42	47	54	50	17	60		
2C-16-52	M16X1.5	M52X2	10	42	47	54	50	19	60		
2C-18-52	M18X1.5	M52X2	12	42	47	54	50	22	60		
2C-22-52	M22X1.5	M52X2	15	42	48	55	50	27	60		
2C-26-52	M26X1.5	M52X2	18	42	47.5	55	50	32	60		
2C-30-52	M30X2	M52X2	22	42	49.5	57	50	36	60		
2C-36-52	M36X2	M52X2	28	42	51.5	59	50	41	60		
2C-45-52	M45X2	M52X2	35	42	48.5	59	50	50	60		

注:如需带卡套及卡套螺母整套订货，则请在带号后加“RN”，如“2C-30-52RN”。
Note:In case if you are interested to order the adapter in complete set with cutting ring and nut,it is necessary to inset suffix“RN”affter our part no.,for example“2C-30-52RN”.

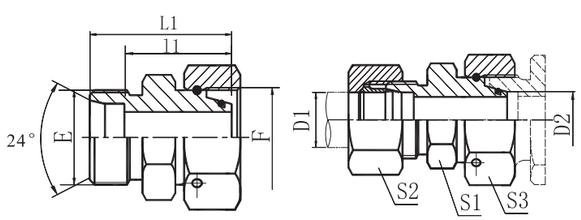

L2D L2D-RN

外螺纹内螺纹转换接头

REDUCER TUBE ADAPTOR WITH SWIVEL NUT

代号 PART NO.	螺纹 THREAD E	螺纹 THREAD F	管子外径 TUBE O.D. D1	管子外径 TUBE O.D. D2	尺寸 DIMENSIONS l1	L1	S1	S2	S3		压力等级 MPa
2D-14-16	M14X1.5	M16X1.5	6	8	28.5	35.5	17	17	19		63 重系列 S
2D-14-18	M14X1.5	M18X1.5	6	10	29.5	36.5	17	17	22		
2D-14-20	M14X1.5	M20X1.5	6	12	30.5	37.5	19	17	24		
2D-14-22	M14X1.5	M22X1.5	6	14	31	38	22	17	27		
2D-16-18	M16X1.5	M18X1.5	8	10	30.5	37.5	17	19	22		
2D-16-20	M16X1.5	M20X1.5	8	12	30.5	37.5	19	19	24		
2D-16-22	M16X1.5	M22X1.5	8	14	31	38	22	19	27		
2D-18-20	M18X1.5	M20X1.5	10	12	30	37.5	19	22	24		
2D-18-22	M18X1.5	M22X1.5	10	14	30.5	38	22	22	27		
2D-20-22	M20X1.5	M22X1.5	12	14	30.5	38	22	24	27		

接下页

公制螺纹卡套接头 METRIC THREAD BITE TYPE TUBE ADAPTERS

接上页

B

代号 PART NO.	螺纹 THREAD E	螺纹 THREAD F	管子外径 TUBE O.D. D1	管子外径 TUBE O.D. D2	尺寸 DIMENSIONS l1	L1	S1	S2	S3		压力等级 MPa
2D-14-24	M14X1.5	M24X1.5	6	16	33	40	24	17	30		40 重系列 S
2D-14-30	M14X1.5	M30X2	6	20	36.5	43.5	30	17	36		
2D-14-36	M14X1.5	M36X2	6	25	40.5	47.5	36	17	46		
2D-14-42	M14X1.5	M42X2	6	30	43.5	50.5	41	17	50		
2D-16-24	M16X1.5	M24X1.5	8	16	33	40	24	19	30		
2D-16-30	M16X1.5	M30X2	8	20	36.5	43.5	30	19	36		
2D-16-36	M16X1.5	M36X2	8	25	40.5	47.5	36	19	46		
2D-16-42	M16X1.5	M42X2	8	30	43.5	50.5	41	19	50		
2D-18-24	M18X1.5	M24X1.5	10	16	32.5	40	24	22	30		
2D-18-30	M18X1.5	M30X2	10	20	36	43.5	30	22	36		
2D-18-36	M18X1.5	M36X2	10	25	40	47.5	36	22	46		
2D-18-42	M18X1.5	M42X2	10	30	43	50.5	41	22	50		
2D-20-24	M20X1.5	M24X1.5	12	16	32.5	40	24	24	30		
2D-20-30	M20X1.5	M30X2	12	20	36	43.5	30	24	36		
2D-20-36	M20X1.5	M36X2	12	25	40	47.5	36	24	46		
2D-20-42	M20X1.5	M42X2	12	30	43	50.5	41	24	50		
2D-22-24	M22X1.5	M24X1.5	14	16	34	42	24	27	30		
2D-22-30	M22X1.5	M30X2	14	20	37.5	45.5	30	27	36		
2D-22-36	M22X1.5	M36X2	14	25	41.5	49.5	36	27	46		
2D-22-42	M22X1.5	M42X2	14	30	44.5	52.5	41	27	50		
2D-24-30	M24X1.5	M30X2	16	20	37	45.5	30	30	36		
2D-24-36	M24X1.5	M36X2	16	25	41	49.5	36	30	46		
2D-24-42	M24X1.5	M42X2	16	30	44	52.5	41	30	50		
2D-30-36	M30X2	M36X2	20	25	43	53.5	36	36	46		
2D-30-42	M30X2	M42X2	20	30	44	54.5	41	36	50		
2D-36-42	M36X2	M42X2	25	30	44.5	56.5	41	46	50		
2D-14-52	M14X1.5	M52X2	6	38	47.5	54.5	50	17	60		31.5 重系列 S
2D-16-52	M16X1.5	M52X2	8	38	47.5	54.5	50	19	60		
2D-18-52	M18X1.5	M52X2	10	38	47	54.5	50	22	60		
2D-20-52	M20X1.5	M52X2	12	38	47	54.5	50	24	60		
2D-22-52	M22X1.5	M52X2	14	38	48.5	56.5	50	27	60		
2D-24-52	M24X1.5	M52X2	16	38	46	54.5	50	30	60		
2D-30-52	M30X2	M52X2	20	38	48	58.5	50	36	60		
2D-36-52	M36X2	M52X2	25	38	48.5	60.5	50	46	60		
2D-42-52	M42X2	M52X2	30	38	49	62.5	50	50	60		

注:如需带卡套及卡套螺母整套订货，则请在带号后加“RN”，如“2D-30-52RN”。
Note:In case if you are interested to order the adapter in complete set with cutting ring and nut,it is necessary to inset suffix“RN”affter our part no.,for example“2D-30-52RN”.

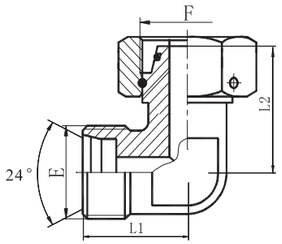

L2C9 L2D9

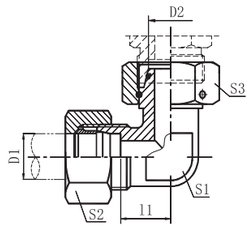

L2C9-RN L2D9-RN

90° 弯外螺纹内螺纹转换接头

90° ELBOW REDUCER TUBE ADAPTOR WITH SWIVEL NUT

代号 PART NO.	螺纹 THREAD		管子外径 TUBE O.D.		尺寸 DIMENSIONS						压力等级 MPa
	E	F	D1	D2	l1	L1	L2	S1	S2	S3	
2C9-12	M12X1.5	M12X1.5	6	6	12	19	24	12	14	14	25 轻系列 L
2C9-14	M14X1.5	M14X1.5	8	8	14	21	25	12	17	17	
2C9-16	M16X1.5	M16X1.5	10	10	15	22	27	14	19	19	
2C9-18	M18X1.5	M18X1.5	12	12	17	24	29	17	22	22	
2C9-22	M22X1.5	M22X1.5	15	15	21	28	33	19	27	27	
2C9-26	M26X1.5	M26X1.5	18	18	23.5	31	36	24	32	32	
2C9-30	M30X2	M30X2	22	22	27.5	35	42	27	36	36	16 轻系列 L
2C9-36	M36X2	M36X2	28	28	30.5	38	44	36	41	41	
2C9-45	M45X2	M45X2	35	35	34.5	45	52.6	41	50	50	
2C9-52	M52X2	M52X2	42	42	40	51	58	50	60	60	
2D9-14	M14X1.5	M14X1.5	6	6	16	23	25	12	17	17	63 重系列 S
2D9-16	M16X1.5	M16X1.5	8	8	17	24	26	14	19	19	
2D9-18	M18X1.5	M18X1.5	10	10	17.5	25	29	17	22	22	
2D9-20	M20X1.5	M20X1.5	12	12	21	28.5	31	17	24	24	
2D9-22	M22X1.5	M22X1.5	14	14	22	30	33	19	27	27	
2D9-24	M24X1.5	M24X1.5	16	16	24.5	33	35	24	30	30	40 重系列 S
2D9-30	M30X2	M30X2	20	20	26.5	37	42	27	36	36	
2D9-36	M36X2	M36X2	25	25	30	42	47	36	46	46	
2D9-42	M42X2	M42X2	30	30	35.5	49	52	41	50	50	
2D9-52	M52X2	M52X2	38	38	41	57	60.5	50	60	60	31.5重系列S

注：如需带卡套及卡套螺母整套订货，则请在代号后加“RN”，如2C69-30RN。
Note:In case if you are interested to order the adpter in complete set with cutting ring and nut,it is necessary to insert suffix“RN”after our part no.,for example 2C9-30RN.

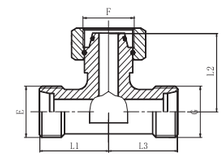

LBC
LBD

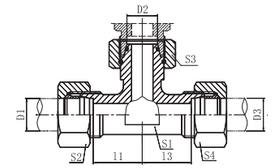

LBC-RN
LBD-RN

内螺纹分支三通接头

BRANCH TEE FITTINGS WITH SWIVEL NUT

代号 PART NO.	螺纹 THREAD		管子外径 TUBE O.D.		尺寸 DIMENSIONS						压力等级 MPa
	E,G	F	D1,D3	D2	l1,l3	L1,L3	L2	S1	S2,S4	S3	
BC-12	M12X1.5	M12X1.5	6	6	12	19	24	12	14	14	31.5 轻系列 L
BC-14	M14X1.5	M14X1.5	8	8	14	21	25	12	17	17	
BC-16	M16X1.5	M16X1.5	10	10	15	22	27	14	19	19	
BC-18	M18X1.5	M18X1.5	12	12	17	24	28	17	22	22	
BC-22	M22X1.5	M22X1.5	15	15	21	28	31	19	27	27	
BC-26	M26X1.5	M26X1.5	18	18	23.5	31	34	24	32	32	
BC-30	M30X2	M30X2	22	22	27.5	35	36.5	27	36	36	16 轻系列 L
BC-36	M36X2	M36X2	28	28	30.5	38	40	36	41	41	
BC-45	M45X2	M45X2	35	35	34.5	45	47.5	41	50	50	
BC-52	M52X2	M52X2	42	42	40	51	54	50	60	60	
BD-14	M14X1.5	M14X1.5	6	6	16	23	24.5	12	17	17	63 重系列 S
BD-16	M16X1.5	M16X1.5	8	8	17	24	25.5	14	19	19	
BD-18	M18X1.5	M18X1.5	10	10	17.5	25	28	17	22	22	
BD-20	M20X1.5	M20X1.5	12	12	21.5	29	29.5	17	24	24	
BD-22	M22X1.5	M22X1.5	14	14	22	30	32.5	19	27	27	
BD-24	M24X1.5	M24X1.5	16	16	24.5	33	33.5	24	30	30	40 重系列 S
BD-30	M30X2	M30X2	20	20	26.5	37	40.8	27	36	36	
BD-36	M36X2	M36X2	25	25	30	42	46	36	46	46	
BD-42	M42X2	M42X2	30	30	35.5	49	52	41	50	50	
BD-52	M52X2	M52X2	38	38	41	57	55	50	60	60	31.5重系列S

注：如需带卡套及卡套螺母整套订货，则请在代号后加“RN”，如BC-30RN。
Note:In case if you are interested to order the adpter in complete set with cutting ring and nut,it is necessary to insert suffix“RN”after our part no.,for example BC-30RN。

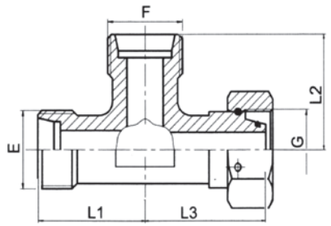

LCC LCD

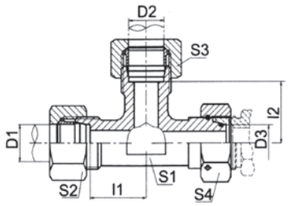

LCC-RN LCD-RN

内螺纹主支三通接头

RUN TEE FITTINGS
WITH SWIVEL NUT

代号 PART NO.	螺纹 THREAD E,F	G	管子外径 TUBE O.D. D1,D2	D3	尺寸 DIMENSIONS I1,I2	L1,L2	L3	S1	S2,S3	S4	压力等级 MPa
CC-12	M12X1.5	M12X1.5	6	6	12	19	24	12	14	14	31.5 轻系列 L
CC-14	M14X1.5	M14X1.5	8	8	14	21	25	12	17	17	
CC-16	M16X1.5	M16X1.5	10	10	15	22	27	14	19	19	
CC-18	M18X1.5	M18X1.5	12	12	17	24	30	17	22	22	
CC-22	M22X1.5	M22X1.5	15	15	21	28	33	19	27	27	
CC-26	M26X1.5	M26X1.5	18	18	23.5	31	36	24	32	32	
CC-30	M30X2	M30X2	22	22	27.5	35	40	27	36	36	16 轻系列 L
CC-36	M36X2	M36X2	28	28	30.5	38	44	36	41	41	
CC-45	M45X2	M45X2	35	35	34.5	45	52.6	41	50	50	
CC-52	M52X2	M52X2	42	42	40	51	61	50	60	60	
CD-14	M14X1.5	M14X1.5	6	6	16	33	24	12	17	17	63 重系列 S
CD-16	M16X1.5	M16X1.5	8	8	17	24	26	14	19	19	
CD-18	M18X1.5	M18X1.5	10	10	17.5	25	29	17	22	22	
CD-20	M20X1.5	M20X1.5	12	12	21.5	29	30	17	24	24	
CD-22	M22X1.5	M22X1.5	14	14	22	30	33.1	19	27	27	
CD-24	M24X1.5	M24X1.5	16	16	24.5	33	36	24	30	30	40 重系列 S
CD-30	M30X2	M30X2	20	20	26.5	37	42	27	36	36	
CD-36	M36X2	M36X2	25	25	30	42	47	36	46	46	
CD-42	M42X2	M42X2	30	30	35.5	49	52	41	50	50	
CD-52	M52X2	M52X2	38	38	41	57	60.5	50	60	60	31.5重系列S

注：如需带卡套及卡套螺母整套订货，则请在代号后加“RN”，如CC-30RN。
Note:In case if you are interested to order the adpter in complete set with cutting ring and nut,it is necessary to insert suffix “RN” after our part no.,for example CC-30RN。

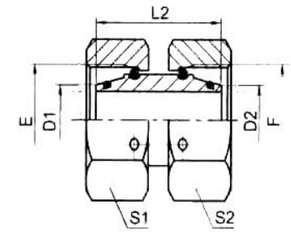

L3C L3D

内螺纹直通接头

STRAIGHT TUBE ADAPTERS
WITH SWIVEL NUT

代号 PART NO.	螺纹 THREAD E,F		管子外径 TUBE O.D. D1,D2		尺寸 DIMENSIONS	L2	S1,S2			压力等级 MPa
3C-12	M12X1.5		6			32	14			31.5 轻系列 L
3C-14	M14X1.5		8			32	17			
3C-16	M16X1.5		10			33	19			
3C-18	M18X1.5		12			34	22			
3C-22	M22X1.5		15			38	27			
3C-26	M26X1.5		18			40	32			
3C-30	M30X2		22			42	36			16 轻系列 L
3C-36	M36X2		28			46	41			
3C-45	M45X2		35			51	50			
3C-52	M52X2		42			56	60			
3D-14	M14X1.5		6			32	17			63 重系列 S
3D-16	M16X1.5		8			33	19			
3D-18	M18X1.5		10			35	22			
3D-20	M20X1.5		12			36	24			
3D-22	M22X1.5		14			36	27			
3D-24	M24X1.5		16			39	30			40 重系列 S
3D-30	M30X2		20			44	36			
3D-36	M36X2		25			46	46			
3D-42	M42X2		30			52	50			
3D-52	M52X2		38			55	60			31.5重系列S

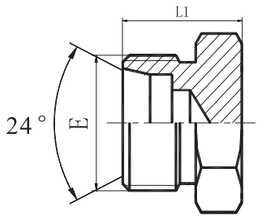

L4C L4D

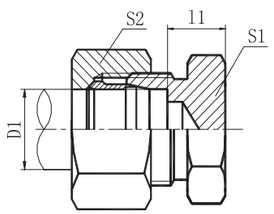

L4C-RN L4D-RN

堵头

PLUG

代号 PART NO.	螺纹 THREAD E	管子外径 TUBE O.D. D1	尺寸 DIMENSIONS l1	L1	S1	S2			压力等级 MPa
4C-12	M12X1.5	6	7	14	12	14			31.5 轻系列 L
4C-14	M14X1.5	8	8	15	14	17			
4C-16	M16X1.5	10	9	16	17	19			
4C-18	M18X1.5	12	10	17	19	22			
4C-22	M22X1.5	15	11	18	24	27			
4C-26	M26X1.5	18	11.5	19	27	32			
4C-30	M30X2	22	13.5	21	32	36			16 轻系列 L
4C-36	M36X2	28	14.5	22	41	41			
4C-45	M45X2	35	14.5	25	46	50			
4C-52	M52X2	42	16	27	55	60			
4D-14	M14X1.5	6	11	18	14	17			63 重系列 S
4D-16	M16X1.5	8	13	20	17	19			
4D-18	M18X1.5	10	12.5	20	19	22			
4D-20	M20X1.5	12	14.5	22	22	24			
4D-22	M22X1.5	14	16	24	24	27			
4D-24	M24X1.5	16	15.5	24	27	30			40 重系列 S
4D-30	M30X2	20	17.5	28	32	36			
4D-36	M36X2	25	20	32	38	46			
4D-42	M42X2	30	20.5	34	46	50			
4D-52	M52X2	38	23	39	55	60			31.5重系列S

注：如需带卡套及卡套螺母整套订货，则请在代号后加“RN”，如4C-30RN。
Note:In case if you are interested to order the adpter in complete set with cutting ring and nut,it is necessary to insert suffix “RN” after our part no.,for example 4C-30RN.

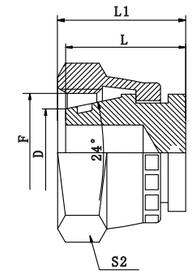

L9C L9D

内螺纹堵头

FEMALE PLUG

代号 PART NO.	螺纹 THREAD F	管子外径 TUBE O.D. D	尺寸 DIMENSIONS L	L1	L2			压力等级 MPa
9C-12	M12X1.5	6	16.5	17.5	17			31.5 轻系列 L
9C-14	M14X1.5	8	18	20.5	19			
9C-16	M16X1.5	10	18.5	21.5	22			
9C-18	M18X1.5	12	19	22.5	24			
9C-22	M22X1.5	15	20.5	23.5	27			
9C-26	M26X1.5	18	23.5	25.5	32			
9C-30	M30X2	22	24.5	28.5	36			16 轻系列 L
9C-36	M36X2	28	25	29.5	41			
9C-45	M45X2	35	29.5	35	55			
9C-52	M52X2	42	30.5	37	60			
9D-14	M14X1.5	6	18	20.5	19			63 重系列 S
9D-16	M16X1.5	8	18.5	21.5	22			
9D-18	M18X1.5	10	19.5	22.5	24			
9D-20	M20X1.5	12	19.5	23.5	27			
9D-22	M22X1.5	14	20.5	23.5	27			
9D-24	M24X1.5	16	21.5	25	30			40 重系列 S
9D-30	M30X2	20	24	28	36			
9D-36	M36X2	25	26.5	29.5	46			
9D-42	M42X2	30	28	33.5	50			
9D-52	M52X2	38	28.5	35.5	60			31.5重系列S

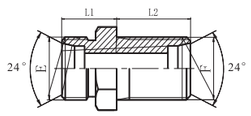

L6C L6D

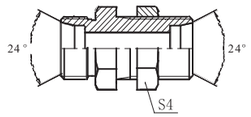

L6C-LN
L6D-LN

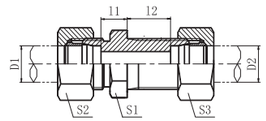

L6C-RN
L6D-RN

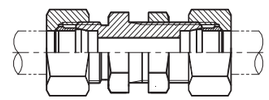

L6C-LN/RN
L6D-LN/RN

直通过板接头

STRAIGHT BULKHEAD FITTINGS

代号 PART NO.	螺纹 THREAD		管子外径 TUBE O.D.		尺寸 DIMENSIONS							压力等级 MPa
	E	F	D1	D2	l1	l2	L1	L2	S1	S2,S3	S4	
6C-12	M12X1.5	M12X1.5	6	6	7	27	14	34	17	14	17	31.5 轻系列 L
6C-14	M14X1.5	M14X1.5	8	8	8	27	15	34	19	17	19	
6C-16	M16X1.5	M16X1.5	10	10	10	28	17	35	22	19	22	
6C-18	M18X1.5	M18X1.5	12	12	10	29	17	36	24	22	24	
6C-22	M22X1.5	M22X1.5	15	15	12	31	19	38	27	27	27	
6C-26	M26X1.5	M26X1.5	18	18	13.5	32.5	21	40	32	32	32	
6C-30	M30X2	M30X2	22	22	16.5	34.5	24	42	36	36	36	16 轻系列 L
6C-36	M36X2	M36X2	28	28	18.5	35.5	26	43	41	41	41	
6C-45	M45X2	M45X2	35	35	18.5	36.5	29	47	50	50	55	
6C-52	M52X2	M52X2	42	42	19	36	30	47	60	60	60	
6D-14	M14X1.5	M14X1.5	6	6	12	29	19	36	19	17	19	63 重系列 S
6D-16	M16X1.5	M16X1.5	8	8	13	29	20	36	22	19	22	
6D-18	M18X1.5	M18X1.5	10	10	14.5	29.5	22	37	24	22	24	
6D-20	M20X1.5	M20X1.5	12	12	14.5	30.5	22	38	27	24	27	
6D-22	M22X1.5	M22X1.5	14	14	17	32	25	40	30	27	27	
6D-24	M24X1.5	M24X1.5	16	16	16.5	31.5	25	40	32	30	30	40 重系列 S
6D-30	M30X2	M30X2	20	20	17.5	33.5	28	44	41	36	36	
6D-36	M36X2	M36X2	25	25	20	35	32	47	46	46	41	
6D-42	M42X2	M42X2	30	30	21.5	37.5	35	51	50	50	50	
6D-52	M52X2	M52X2	38	38	22	37	38	53	65	60	60	31.5重系列S

注：如需带锁母订货，则请在代号后加“LN”，如6C-30LN；如需带卡套及卡套螺母订货，在代号后加“RN”，如6C-30RN；如需带锁母、卡套及卡套螺母订货，在代号后加“LN/RN”，如6C-30LN/RN。
Note: In case if you are interested to order the adapter with lock nut, please insert suffix “LN” after our part number for example 6C-30LN, order the adapter with cutting ring and nut, insert suffix “RN” affter part no..for axample 6C-30LN, order the adapter with lock nut, cutting ring and nut, insert suffix “LN/RN” after part no., for example 6C-30LN/RN.

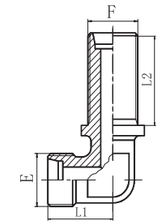

L6C9 L6D9

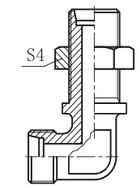

L6C9-LN
L6D9-LN

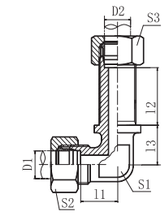

L6C9-RN
L6D9-RN

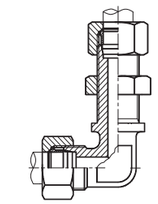

L6C9-LN/RN
L6D9-LN/RN

90° 弯曲过板接头

90° ELBOW BULKHEAD FITTINGS

代号 PART NO.	螺纹 THREAD		管子外径 TUBE O.D.		尺寸 DIMENSIONS								压力等级 MPa
	E	F	D1	D2	l1	l2	l3	L1	L2	S1	S2,S3	S4	
6C9-12	M12X1.5	M12X1.5	6	6	12	27	14	19	34	12	14	17	31.5 轻系列 L
6C9-14	M14X1.5	M14X1.5	8	8	14	27	17	21	34	12	17	19	
6C9-16	M16X1.5	M16X1.5	10	10	15	28	18	22	35	14	19	22	
6C9-18	M18X1.5	M18X1.5	12	12	17	29	20	24	36	17	22	24	
6C9-22	M22X1.5	M22X1.5	15	15	21	31	23	28	38	19	27	27	
6C9-26	M26X1.5	M26X1.5	18	18	23.5	32.5	24	31	40	24	32	32	
6C9-30	M30X2	M30X2	22	22	27.5	34.5	30	35	42	27	36	36	16 轻系列 L
6C9-36	M36X2	M36X2	28	28	30.5	35.5	34	38	43	36	41	41	
6C9-45	M45X2	M45X2	35	35	34.5	36.5	39	45	47	41	50	55	
6C9-52	M52X2	M52X2	42	42	40	36	43	51	47	50	60	60	
6D9-14	M14X1.5	M14X1.5	6	6	16	29	17	23	36	12	17	19	63 重系列 S
6D9-16	M16X1.5	M16X1.5	8	8	17	29	18	24	36	14	19	22	
6D9-18	M18X1.5	M18X1.5	10	10	17.5	29.5	20	25	37	17	22	24	
6D9-20	M20X1.5	M20X1.5	12	12	21.5	30.5	21	29	38	17	24	27	
6D9-22	M22X1.5	M22X1.5	14	14	22	32	23	30	40	19	27	27	
6D9-24	M24X1.5	M24X1.5	16	16	24.5	31.5	24	33	40	24	30	30	40 重系列 S
6D9-30	M30X2	M30X2	20	20	26.5	33.5	30	37	44	27	36	36	
6D9-36	M36X2	M36X2	25	25	30	35	34	42	47	36	46	41	
6D9-42	M42X2	M42X2	30	30	35.5	37.5	39	49	51	41	50	50	
6D9-52	M52X2	M52X2	38	38	41	37	43	57	53	50	60	60	31.5重系列S

注：如需带锁母订货，则请在代号后加“LN”，如6C-30LN；如需带卡套及卡套螺母订货，在代号后加“RN”，如6C9-30RN；如需带锁母、卡套及卡套螺母订货，在代号后加“LN/RN”，如6C-30LN/RN。
Note: In case if you are interested to order the adapter with lock nut, please insert suffix “LN” after our part number for example 6C-30LN, order the adapter with cutting ring and nut, insert suffix “RN” affter part no..for axample 6C9-30LN, order the adapter with lock nut, cutting ring and nut, insert suffix “LN/RN” after part no., for example 6C9-30LN/RN.

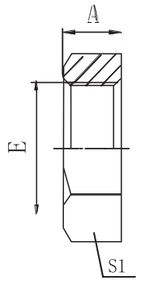

L8C

公制螺纹锁母

METRIC LOCK NUT

代号 PART NO.	螺纹 THREAD E				尺寸 DIMENSIONS A	S1			
8C-10	M10X1				6	14			
8C-12	M12X1.5				7.5	17			
8C-14	M14X1.5				7.5	19			
8C-16	M16X1.5				7.5	22			
8C-18	M18X1.5				7.5	24			
8C-20	M20X1.5				8	27			
8C-22	M22X1.5				8	27			
8C-24	M24X1.5				8	30			
8C-26	M26X1.5				8	32			
8C-27D	M27X1.5				10	32			
8C-30	M30X2				10	36			
8C-30D	M30X1.5				10	36			
8C-33	M33X2				10	41			
8C-36	M36X2				10	41			
8C-39	M39X2				10	46			
8C-42	M42X2				10	50			
8C-45	M45X2				10	55			
8C-52	M52X2				10	60			

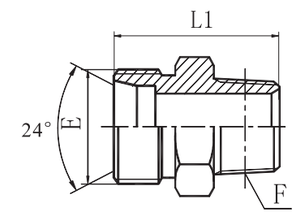

L1CN L1DN

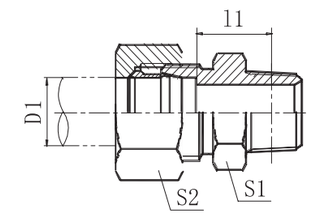

L1CN-RN L1DN-RN

布锥管螺纹

NPT MALE

代号 PART NO.	螺纹 THREAD E	F	管子外径 TUBE O.D. D1	尺寸 DIMENSIONS l1	L1	S1	S2		压力等级 MPa
1CN-12-02	M12X1.5	Z1/8"X27	6	14.4	25.5	12	14		25 轻系列 L
1CN-12-04	M12X1.5	Z1/4"X18	6	17.2	30	17	14		
1CN-14-04	M14X1.5	Z1/4"X18	8	17.2	30	14	17		
1CN-16-04	M16X1.5	Z1/4"X18	10	18.2	31	17	19		
1CN-16-06	M16X1.5	Z3/8"X18	10	19.9	33	19	19		
1CN-18-04	M18X1.5	Z1/4"X18	12	19.2	32	19	22		
1CN-18-06	M18X1.5	Z3/8"X18	12	19.9	33	19	22		
1CN-18-08	M18X1.5	Z1/2"X14	12	21.4	36.5	22	22		
1CN-22-08	M22X1.5	Z1/2"X14	15	22.4	37.5	24	27		
1CN-22-20	M22X1.5	Z1.1/4"X11.5	15	29.8	47.5	46	27		
1CN-26-08	M26X1.5	Z1/2"X14	18	22.9	38.5	27	32		16 轻系列 L
1CN-26-12	M26X1.5	Z3/4"X14	18	22.4	38.5	30	32		
1CN-30-08	M30X2	Z1/2"X14	22	24.9	40.5	32	36		
1CN-30-12	M30X2	Z3/4"X14	22	24.4	40.5	32	36		
1CN-36-16	M36X2	Z1"X11.5	28	29.8	47.5	41	41		
1CN-36-20	M36X2	Z1.1/4"X11.5	28	31.3	49.5	46	41		
1CN-45-20	M45X2	Z1.1/4"X11.5	35	30.3	51.5	46	50		
1CN-52-20	M52X2	Z1.1/4"X11.5	42	31.8	53.5	55	60		
1CN-52-24	M52X2	Z1.1/2"X11.5	42	32.8	54.5	55	60		
1DN-14-04	M14X1.5	Z1/4"X18	6	22.2	35	17	17		40 重系列 S
1DN-16-04	M16X1.5	Z1/4"X18	8	22.2	35	17	19		
1DN-18-04	M18X1.5	Z1/4"X18	10	21.7	35	19	22		
1DN-18-06	M18X1.5	Z3/8"X18	10	22.4	36	19	22		
1DN-20-04	M20X1.5	Z1/4"X18	12	23.7	37	22	24		
1DN-20-06	M20X1.5	Z3/8"X18	12	24.4	38	22	24		
1DN-20-08	M20X1.5	Z1/2"X14	12	26.4	42	22	24		
1DN-22-08	M22X1.5	Z1/2"X14	14	27.4	43.5	24	27		
1DN-24-08	M24X1.5	Z1/2"X14	16	26.9	43.5	27	30		
1DN-30-12	M30X2	Z3/4"X14	20	28.4	47.5	32	36		25 重系列 S
1DN-36-12	M36X2	Z3/4"X14	25	30.9	51.5	41	46		
1DN-36-16	M36X2	Z1"X11.5	25	35.3	57.5	41	46		
1DN-42-16	M42X2	Z1"X11.5	30	35.8	59.5	46	50		
1DN-42-20	M42X2	Z1.1/4"X11.5	30	36.3	60.5	46	50		
1DN-52-24	M52X2	Z1.1/2"X11.5	38	39.8	66.5	55	60		

注：如需带卡套及卡套螺母整套订货，则请在代号后加“RN”，如1DN-30-12RN。

Note:In case if you are interested to order the adpter in complete set with cutting ring and nut,it is necessary to insert suffix“RN”after our part no.,for example 1DN-30-12RN.

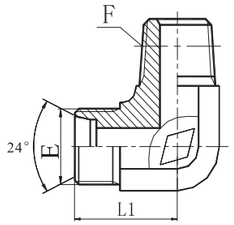

L1CN9
L1DN9

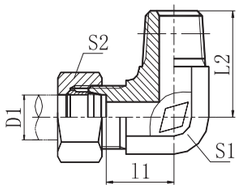

L1CN9-RN
L1DN9-RN

90°弯布锥管外螺纹

90°ELBOW NPT MALE

代号 PART NO.	螺纹 THREAD E	螺纹 THREAD F	管子外径 TUBE O.D. D1	尺寸 DIMENSIONS I1	L1	L2	S1	S2		压力等级 MPa
1CN9-12-02	M12X1.5	Z1/8"X27	6	13	20	21	11	14		25 轻系列 L
1CN9-12-04	M12X1.5	Z1/4"X18	6	15.5	22.5	25.5	14	14		
1CN9-14-04	M14X1.5	Z1/4"X18	8	15.5	22.5	25.5	14	17		
1CN9-16-06	M16X1.5	Z3/8"X18	10	19	26	31	19	19		
1CN9-18-04	M18X1.5	Z1/4"X18	12	19	26	28	19	22		
1CN9-18-06	M18X1.5	Z3/8"X18	12	19	26	31	19	22		
1CN9-18-08	M18X1.5	Z1/2"X14	12	21	28	36.5	22	22		
1CN9-22-06	M22X1.5	Z3/8"X18	15	22	29	32.5	22	27		
1CN9-22-08	M22X1.5	Z1/2"X14	15	22	29	36.5	22	27		
1CN9-26-08	M26X1.5	Z1/2"X14	18	25.5	33	40	27	32		16 轻系列 L
1CN9-26-12	M26X1.5	Z3/4"X14	18	25.5	33	44	27	32		
1CN9-30-12	M30X2	Z3/4"X14	22	29.3	36.8	45	30	36		
1CN9-30-16	M30X2	Z1"X11.5	22	32	39.5	50	33	36		
1CN9-36-16	M36X2	Z1"X11.5	28	33	40.5	51.5	36	41		
1CN9-45-20	M45X2	Z1.1/4"X11.5	35	39	49.5	58.5	48	50		
1CN9-52-24	M52X2	Z1.1/2"X11.5	42	40.5	51.5	61	50	60		
1DN9-14-04	M14X1.5	Z1/4"X18	6	17.5	24.5	25.5	14	17		40 重系列 S
1DN9-16-04	M16X1.5	Z1/4"X18	8	18.5	25.5	26.5	16	19		
1DN9-18-06	M18X1.5	Z3/8"X18	10	19.5	27	31	19	22		
1DN9-20-04	M20X1.5	Z1/4"X18	12	19.5	27	28	19	24		
1DN9-20-06	M20X1.5	Z3/8"X18	12	19.5	27	31	19	24		
1DN9-22-06	M22X1.5	Z3/8"X18	14	23	31	33	22	27		
1DN9-22-08	M22X1.5	Z1/2"X14	14	23	31	36.5	22	27		
1DN9-24-06	M24X1.5	Z3/8"X18	16	24	32.5	34	24	30		
1DN9-24-08	M24X1.5	Z1/2"X14	16	24	32.5	37.5	24	30		
1DN9-30-08	M30X2	Z1/2"X14	20	28	38.5	41	30	36		25 重系列 S
1DN9-30-12	M30X2	Z3/4"X14	20	28	38.5	45	30	36		
1DN9-36-12	M36X2	Z3/4"X14	25	32.5	44.5	49	36	46		
1DN9-36-16	M36X2	Z1"X11.5	25	32.5	44.5	51.5	36	46		
1DN9-42-16	M42X2	Z1"X11.5	30	36	49.5	54.5	41	50		
1DN9-42-20	M42X2	Z1.1/4"X11.5	30	36	49.5	54.5	41	50		
1DN9-52-20	M52X2	Z1.1/4"X11.5	38	39.5	55.5	58.5	48	60		
1DN9-52-24	M52X2	Z1.1/2"X11.5	38	41.5	57.5	61	50	60		

注:如需带卡套及卡套螺母整套订货，则请在代号后加“RN”，如1CN-30-12RN。
Note:In case if you are interested to orde the adapter in complete set with cutting ring and nut,it is necessary to inset suffix“RN”after our part no., for example 1CN-30-12RN .

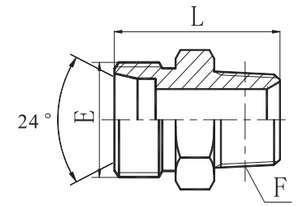

L1CT-SP
L1DT-SP

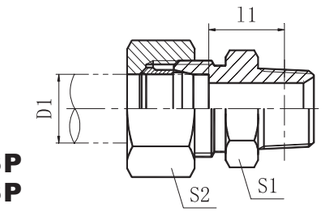

L1CT-SP/RN
L1DT-SP/RN

英锥管外螺纹

BSPT MALE

代号 PART NO.	螺纹 THREAD E	螺纹 THREAD F	管子外径 TUBE O.D. D	尺寸 DIMENSIONS I1	S1	S2	L			压力等级 MPa
1CT-12-02SP	M12X1.5	R1/8"X28	6	15	12	14	26			25 轻系列 L
1CT-12-04SP	M12X1.5	R1/4"X19	8	16.5	17	14	29.5			
1CT-14-04SP	M14X1.5	R1/4"X19	8	16.5	14	17	29.5			
1CT-14-06SP	M14X1.5	R3/8"X19	8	18.6	19	17	32			
1CT-16-04SP	M16X1.5	R1/4"X19	10	17.5	17	19	30.5			
1CT-16-06SP	M16X1.5	R3/8"X19	10	18.6	19	19	32			
1CT-16-08SP	M16X1.5	R1/2"X14	10	22.8	22	19	38			
1CT-16-12SP	M16X1.5	R3/4"X14	10	22.5	30	19	39			
1CT-18-04SP	M18X1.5	R1/4"X19	12	18.5	19	22	31.5			
1CT-18-06SP	M18X1.5	R3/8"X19	12	18.6	19	22	32			
1CT-18-08SP	M18X1.5	R1/2"X14	12	21.8	22	22	37			
1CT-22-08SP	M22X1.5	R1/2"X14	15	22.8	24	27	38			
1CT-26-08SP	M26X1.5	R1/2"X14	18	23.3	27	32	39			16 轻系列 L
1CT-26-12SP	M26X1.5	R3/4"X14	18	22	30	32	39			
1CT-30-12SP	M30X2	R3/4"X14	22	25	32	36	42			
1CT-36-16SP	M36X2	R1"X11	28	29.6	38	41	47.5			
1CT-36-20SP	M36X2	R1.1/4"X11	28	32.8	46	41	53			
1CT-45-16SP	M45X2	R1"X11	35	29.6	46	50	50.5			
1CT-45-20SP	M45X2	R1.1/4"X11	35	31.8	46	50	55			
1CT-52-20SP	M52X2	R1.1/4"X11	42	29.8	55	60	53.5			
1CT-52-24SP	M52X2	R1.1/2"X11	42	29.8	55	60	53.5			
1DT-14-04SP	M14X1.5	R1/4"X19	6	21.5	17	17	34.5			40 重系列 S
1DT-16-04SP	M16X1.5	R1/4"X19	8	21.5	17	19	34.5			
1DT-18-04SP	M18X1.5	R1/4"X19	10	21	19	22	34.5			
1DT-20-04SP	M20X1.5	R1/4"X19	12	23	22	24	36.5			
1DT-20-06SP	M20X1.5	R3/8"X19	12	23.1	22	24	37			
1DT-22-06SP	M22X1.5	R3/8"X19	14	24.6	24	27	39			
1DT-22-08SP	M22X1.5	R1/2"X14	14	27.8	24	27	44			
1DT-24-06SP	M24X1.5	R3/8"X19	16	24.1	27	30	39			
1DT-24-08SP	M24X1.5	R1/2"X14	16	27.3	27	30	44			
1DT-30-12SP	M30X2	R3/4"X14	20	28	32	36	48			25 重系列 S
1DT-36-12SP	M36X2	R3/4"X14	25	28.5	38	46	50			
1DT-36-16SP	M36X2	R1"X11	25	33.1	38	46	55.5			
1DT-42-16SP	M42X2	R1"X11	30	35.6	46	50	59.5			
1DT-42-20SP	M42X2	R1.1/4"X11	30	34.3	46	50	60.5			
1DT-52-20SP	M52X2	R1.1/4"X11	38	36.8	55	60	65.5			
1DT-52-24SP	M52X2	R1.1/2"X11	38	36.8	55	60	65.5			

注：如需带卡套及卡套螺母整套订货，则请在代号后加“RN”，如1DT-22-08SP/RN。
Note:In case if you are interested to order the adpter in complete set with cutting ring and nut,it is necessary to insert suffix“RN”after our part no.,for example 1DT-22-08SP/RN.

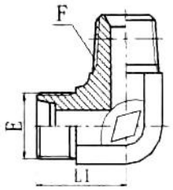

L1CT9-SP
L1DT9-SP

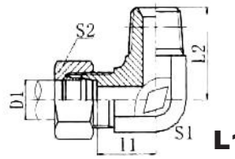

L1CT9-SP/RN
L1DT9-SP/RN

90° 弯英锥管外螺纹
90° ELBOW BSPT MALE

代号 PART NO.	螺纹 THREAD E	螺纹 THREAD F	管子外径 TUBE O.D. D	尺寸 DIMENSIONS l1	L1	L2	S1	S2		压力等级 MPa
1CT9-12-02SP	M12X1.5	R1/8"X28	6	13	20	21	11	14		25 轻系列 L
1CT9-12-04SP	M12X1.5	R1/4"X19	6	16.5	23.5	25.5	14	14		
1CT9-14-02SP	M14X1.5	R1/8"X28	8	15.5	22.5	23.5	14	17		
1CT9-14-04SP	M14X1.5	R1/4"X19	8	15.5	22.5	25.5	14	17		
1CT9-16-04SP	M16X1.5	R1/4"X19	10	17.5	24.5	26.5	16	19		
1CT9-16-06SP	M16X1.5	R3/8"X19	10	17.5	24.5	28.5	16	19		
1CT9-16-08SP	M16X1.5	R1/2"X14	10	21	28	36	22	19		
1CT9-18-04SP	M18X1.5	R1/4"X19	12	19	26	28	19	22		
1CT9-18-06SP	M18X1.5	R3/8"X19	12	19	26	30	19	22		
1CT9-18-08SP	M18X1.5	R1/2"X14	12	21	28	36	22	22		
1CT9-22-06SP	M22X1.5	R3/8"X19	15	22	29	32	22	27		
1CT9-22-08SP	M22X1.5	R1/2"X14	15	22	29	36	22	27		
1CT9-22-12SP	M22X1.5	R3/4"X14	15	25.5	32.5	43.5	27	27		
1CT9-26-08SP	M26X1.5	R1/2"X14	18	25.5	33	39.5	27	32		16 轻系列 L
1CT9-26-12SP	M26X1.5	R3/4"X14	18	25.5	33	43.5	27	32		
1CT9-30-12SP	M30X2	R3/4"X14	22	29.3	36.8	45.3	30	36		
1CT9-30-16SP	M30X2	R1"X11	22	32	39.5	50	33	36		
1CT9-36-16SP	M36X2	R1"X11	28	33	40.5	52	36	41		
1CT9-36-20SP	M36X2	R1.1/4"X11	28	38.7	46.2	57	41	41		
1CT9-45-20SP	M45X2	R1.1/4"X11	35	39	49.5	61	48	50		
1CT9-52-24SP	M52X2	R1.1/2"X11	42	38.7	49.7	62.2	48	60		
1DT9-14-04SP	M14X1.5	R1/4"X19	6	17.5	24.5	25.5	14	17		40 重系列 S
1DT9-16-04SP	M16X1.5	R1/4"X19	8	18.5	25.5	26.5	16	19		
1DT9-18-06SP	M18X1.5	R3/8"X19	10	19.5	27	30.5	19	22		
1DT9-20-04SP	M20X1.5	R1/4"X19	12	19.5	27	28	19	24		
1DT9-20-06SP	M20X1.5	R3/8"X19	12	19.5	27	30.5	19	24		
1DT9-22-06SP	M22X1.5	R3/8"X19	14	23	31	32.5	22	27		
1DT9-22-08SP	M22X1.5	R1/2"X14	14	23	31	36	22	27		
1DT9-24-06SP	M24X1.5	R3/8"X19	16	24	32.5	33.5	24	30		
1DT9-24-08SP	M24X1.5	R1/2"X14	16	24	32.5	37.5	24	30		
1DT9-30-08SP	M30X2	R1/2"X14	20	28	38.5	41	30	36		25 重系列 S
1DT9-30-12SP	M30X2	R3/4"X14	20	28	38.5	45	30	36		
1DT9-36-12SP	M36X2	R3/4"X14	25	32.5	44.5	49	36	46		
1DT9-36-16SP	M36X2	R1"X11	25	32.5	44.5	52.5	36	46		
1DT9-42-16SP	M42X2	R1"X11	30	36	49.5	55	41	50		
1DT9-42-20SP	M42X2	R1.1/4"X11	30	36	49.5	57	41	50		
1DT9-52-20SP	M52X2	R1.1/4"X11	38	41.5	57.5	60	50	60		
1DT9-52-24SP	M52X2	R1.1/2"X11	38	41.5	57.5	61	50	60		

注：如需带卡套及卡套螺母整套订货，则请在代号后加“RN”，如1CT9-30-12SP/RN。
Note:In case if you are interested to order the adpter in complete set with cutting ring and nut,it is necessary to insert suffix“RN”after our part no.,for example 1CT9-30-12SP/RN。

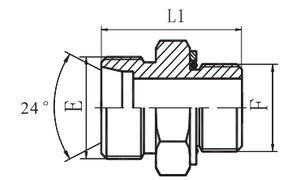

L1CH L1DH

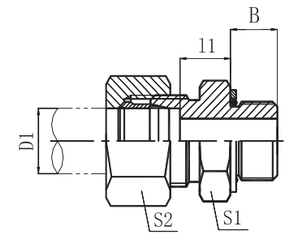

P1CH-RN P1DH-RN

公制外螺纹柱端 ISO 6149
METRIC THREAD STUD ENDS ISO 6149

代号 PART NO.	螺纹 THREAD E	螺纹 THREAD F	管子外径D1 TUBE O.D.	O 形 圈 O-RING	尺寸DIMENSIONS B	l1	L1	S1	S2		压力等级 MPa
1CH-12-10	M12X1.5	M10X1	6	O08.1X1.6	8.5	9.5	25	14	14		31.5 轻系列 L
1CH-14	M14X1.5	M14X1.5	8	O11.3X2.4	11	10	28	19	17		
1CH-14-12	M14X1.5	M12X1.5	8	O09.3X2.4	11	10	28	17	17		
1CH-16-14	M16X1.5	M14X1.5	10	O11.3X2.4	11	11	29	19	19		
1CH-18-14	M18X1.5	M14X1.5	12	O11.3X2.4	11	11	29	19	22		
1CH-14-18	M14X1.5	M18X1.5	8	O15.3X2.4	12.5	11.5	31	24	17		
1CH-16	M16X1.5	M16X1.5	10	O13.3X2.4	11.5	12.5	31	22	19		
1CH-16-18	M16X1.5	M18X1.5	10	O15.3X2.4	12.5	12.5	32	24	19		
1CH-18-16	M18X1.5	M16X1.5	12	O13.3X2.4	11.5	12.5	31	22	22		
1CH-22-16	M22X1.5	M16X1.5	15	O13.3X2.4	11.5	13.5	32	24	27		
1CH-22-18	M22X1.5	M18X1.5	15	O15.3X2.4	12.5	13.5	33	24	27		
1CH-16-22	M16X1.5	M22X1.5	10	O19.3X2.4	13	14	34	27	19		
1CH-22-20	M22X1.5	M20X1.5	15	O17.3X2.4	12	15	34	27	27		
1CH-22	M22X1.5	M22X1.5	15	O19.3X2.4	13	15	35	27	27		
1CH-26-22	M26X1.5	M22X1.5	18	O19.3X2.4	13	14.5	35	27	32		
1CH-26	M26X1.5	M26X1.5	18	O23.5X3.0	13.5	14.5	35.5	32	32		
1CH-26-27	M26X1.5	M27X2	18	O23.5X3.0	16	14.5	38	32	32		
1CH-26-33	M26X1.5	M33X2	18	O29.5X3.0	16	15.5	39	41	32		
1CH-30-22	M30X2	M22X1.5	22	O19.3X2.4	13	16.5	37	32	36		16 轻系列 L
1CH-30-27	M30X2	M27X2	22	O23.5X3.0	16	16.5	40	32	36		
1CH-30	M30X2	M30X2	22	O26.5X3.0	16	17.5	41	36	36		
1CH-36-27	M36X2	M27X2	28	O23.5X3.0	16	17	40.5	41	41		
1CH-36-33	M36X2	M33X2	28	O29.5X3.0	16	17.5	41	41	41		
1CH-36-42	M36X2	M42X2	28	O38.5X3.0	16	18.5	42	50	41		
1CH-45-33	M45X2	M33X2	35	O29.5X3.0	16	17.5	44	46	50		
1CH-45-42	M45X2	M42X2	35	O38.5X3.0	16	17.5	44	50	50		
1CH-52-48	M52X2	M48X2	42	O44.5X3.0	17.5	19	47.5	55	60		
1DH-14	M14X1.5	M14X1.5	6	O11.3X2.4	11	15	33	19	17		63 重系列 S
1DH-14-12	M14X1.5	M12X1.5	6	O09.3X2.4	11	13	31	17	17		
1DH-16-14	M16X1.5	M14X1.5	8	O11.3X2.4	11	15	33	19	19		
1DH-18-16	M18X1.5	M16X1.5	10	O13.3X2.4	11.5	15	34	22	22		
1DH-20-14	M20X1.5	M14X1.5	12	O11.3X2.4	11	15	33.5	22	24		
1DH-20-16	M20X1.5	M16X1.5	12	O13.3X2.4	11.5	15	34	22	24		
1DH-20-18	M20X1.5	M18X1.5	12	O15.3X2.4	12.5	17	37	24	24		
1DH-20-22	M20X1.5	M22X1.5	12	O19.3X2.4	13	17.5	38	27	24		

接下页

接上页

代号 PART NO.	螺纹 THREAD		管子外径D1	O 形 圈 O-RING	尺寸 DIMENSIONS						压力等级 MPa
	E	F	TUBE O.D.		B	I1	L1	S1	S2		
1DH-24-22	M24X1.5	M22X1.5	16	O19.3X2.4	13	18.5	40	27	30		40 重系列 S
1DH-30	M30X2	M30X2	20	O26.5X3.0	16	20.5	47	36	36		
1DH-30-27	M30X2	M27X2	20	O23.5X3.0	16	20.5	47	32	36		
1DH-30-33	M30X2	M33X2	20	O29.5X3.0	16	22.5	49	41	36		
1DH-36-27	M36X2	M27X2	25	O23.5X3.0	16	23	51	41	46		
1DH-36-33	M36X2	M33X2	25	O29.5X3.0	16	23	51	41	46		
1DH-42	M42X2	M42X2	30	O38.5X3.0	16	23.5	53	50	50		
1DH-42-48	M42X2	M48X2	30	O44.5X3.0	17.5	26.5	57.5	55	50		

注：如需带卡套及卡套螺母整套订货，则请在代号后加“RN”，如1DH-20-18RN。
Note:In case if you are interested to order the adpter in complete set with cutting ring and nut,it is necessary to insert suffix “RN” after our part no.,for example 1DH-20-18RN.

公制螺纹卡套接头 METRIC THREAD BITE TYPE TUBE ADAPTERS

B

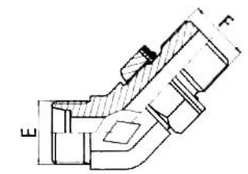

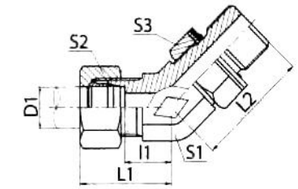

45° 公制外螺纹可调向柱端ISO 6149
45° ELBOW MALE
ADJUSTABLE STUD END ISO 6149

L1CH4-OG
L1DH4-OG

L1CH4-OG/RN
L1DH4-OG/RN

代号 PART NO.	螺纹 THREAD		管子外径D1	O 形 圈 O-RING	尺寸 DIMENSIONS						压力等级 MPa
	E	F	TUBE O.D.		I1	L1	L2	S1	S2	S3	
1CH4-12-10OG	M12X1.5	M10X1	6	O08.1X1.6	10	25	25.5	11	14	14	31.5 轻系列 L
1CH4-14-12OG	M14X1.5	M12X1.5	8	O09.3X2.4	11	26	30	14	17	17	
1CH4-16-14OG	M16X1.5	M14X1.5	10	O11.3X2.4	12.3	27.3	30.5	16	19	19	
1CH4-18-16OG	M18X1.5	M16X1.5	12	O13.3X2.4	13	28	34	19	22	22	
1CH4-22-18OG	M22X1.5	M18X1.5	15	O15.3X2.4	15	30	32	22	27	24	
1CH4-26-22OG	M26X1.5	M22X1.5	18	O19.3X2.4	16.5	33	40.5	27	32	27	
1CH4-30-27OG	M30X2	M27X2	22	O23.5X3.0	19.7	36.2	48	30	36	32	16 轻系列 L
1CH4-36-33OG	M36X2	M33X2	28	O29.5X30	21.5	38	42.5	36	41	41	
1CH4-45-42OG	M45X2	M42X2	35	O38.5X3.0	25.5	47	48	48	50	50	
1DH4-14-12OG	M14X1.5	M12X1.5	6	O09.3X2.4	13	28	30	14	17	17	40 重系列 S
1DH4-16-14OG	M16X1.5	M14X1.5	8	O11.3X2.4	13.3	28.3	30.5	16	19	19	
1DH4-18-16OG	M18X1.5	M16X1.5	10	O13.3X2.4	13.5	30	34	19	22	22	
1DH4-20-18OG	M20X1.5	M18X1.5	12	O15.3X2.4	13.5	30	37	19	24	24	
1DH4-24-22OG	M24X1.5	M22X1.5	16	O19.3X2.4	16.2	34.7	40	24	30	27	
1DH4-30-27OG	M30X2	M27X2	20	O23.5X3.0	18.7	40.2	48	30	36	32	
1DH4-36-33OG	M36X2	M33X2	25	O29.5X30	21	45	49.5	36	46	41	31.5重系列S
1DH4-42OG	M42X2	M42X2	30	O38.5X3.0	24.3	50.8	54	41	50	50	25重系列S

注：如需带卡套及卡套螺母整套订货，则请在代号后加“RN”，如1CH4-30-27OG/RN。
Note:In case if you are interested to order the adpter in complete set with cutting ring and nut,it is necessary to insert suffix “RN” after our part no.,for example 1CH4-30-27OG/RN。

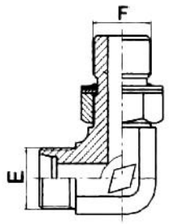

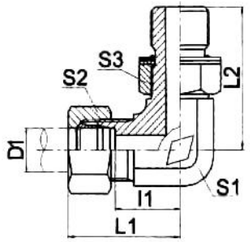

90° 弯公制外螺纹可调向柱端ISO 6149

90° ELBOW METRIC THREAD ADJUSTABLE STUD ENDS ISO 6149

L1CH9-OG
L1DH9-OG

L1CH9-OG/RN
L1DH9-OG/RN

代号 PART NO.	螺纹 THREAD		管子外径D1	O 形 圈 O–RING	尺寸DIMENSIONS						压力等级 MPa
	E	F	TUBE O.D.		I1	L1	L2	S1	S2	S3	
1CH9-12-10OG	M12X1.5	M10X1	6	O08.1X1.6	13	28	26.5	11	14	14	31.5 轻系列 L
1CH9-14-12OG	M14X1.5	M12X1.5	8	O09.3X2.4	15.5	30.5	32.5	14	17	17	
1CH9-16-14OG	M16X1.5	M14X1.5	10	O11.3X2.4	17.5	32.5	35.3	16	19	19	
1CH9-18-16OG	M18X1.5	M16X1.5	12	O13.3X2.4	19	34	36	19	22	22	
1CH9-22-18OG	M22X1.5	M18X1.5	15	O15.3X2.4	22	37	39.5	22	27	24	
1CH9-26-22OG	M26X1.5	M22X1.5	18	O19.3X2.4	25.5	42	43.5	27	32	27	
1CH9-30-27OG	M30X2	M27X2	22	O23.5X3.0	29.5	45.8	50	30	36	32	16 轻系列L
1CH9-36-33OG	M36X2	M33X2	28	O29.5X3.0	33.2	49.8	54	36	41	41	
1DH9-14-12OG	M14X1.5	M12X1.5	6	O09.3X2.4	17.5	32.5	32	14	17	17	63 重系列 S
1DH9-16-14OG	M16X1.5	M14X1.5	8	O11.3X2.4	18.5	33.7	34	16	19	19	
1DH9-18-16OG	M18X1.5	M16X1.5	10	O13.3X2.4	19.5	36	36	19	22	22	
1DH9-20-18OG	M20X1.5	M18X1.5	12	O15.3X2.4	19.5	36	37	19	24	24	
1DH9-22-20OG	M22X1.5	M20X1.5	14	O17.3X2.4	23.5	41	40.5	22	27	27	
1DH9-24-22OG	M24X1.5	M22X1.5	16	O19.3X2.4	24	42	41	24	30	27	
1DH9-30-27OG	M30X2	M27X2	20	O23.5X3.0	28.5	49.8	50	30	36	32	40 重系列 S
1DH9-36-33OG	M36X2	M33X2	25	O29.5X3.0	32.8	56.8	54	36	46	41	
1DH9-42OG	M42X2	M42X2	30	O38.5X3.0	36	62.7	57.2	41	50	50	

注：如需带卡套及卡套螺母整套订货，则请在代号后加“RN”，如1DH9-20-18OG/RN。
Note:In case if you are interested to order the adpter in complete set with cutting ring and nut,it is necessary to insert suffix“RN”after our part no.,for example 1DH9-20-18OG/RN。

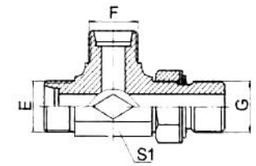

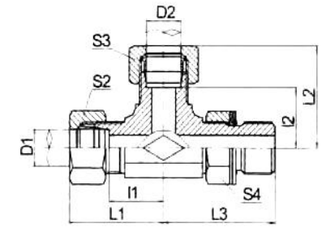

公制外螺纹可调向柱端ISO 6149 主支三通

METRIC MALE ADJUSTABLE STUD END ISO 6149 RUN TEE

LACCH-OG
LADDH-OG

LACCH-OG/RN
LADDH-OG/RN

代号 PART NO.	螺纹 THREAD		管子外径D1,D2	O 形 圈 O–RING	尺寸DIMENSIONS						压力等级 MPa
	E,F	G	TUBE O.D.		I1,I2	L1,L2	L3	S1	S2,S3	S4	
ACCH-12-12-10OG	M12X1.5	M10X1	6	O08.1X1.6	13	28	26.5	11	14	14	31.5 轻系列 L
ACCH-14-14-12OG	M14X1.5	M12X1.5	8	O09.3X2.4	15.5	30.5	32.5	14	17	17	
ACCH-16-16-14OG	M16X1.5	M14X1.5	10	O11.3X2.4	17.5	32.5	34	16	19	19	
ACCH-18-18-16OG	M18X1.5	M16X1.5	12	O13.3X2.4	19	34	36	19	22	22	
ACCH-22-22-18OG	M22X1.5	M18X1.5	15	O15.3X2.4	22	37	39.5	22	27	24	
ACCH-26-26-22OG	M26X1.5	M22X1.5	18	O19.3X2.4	25.5	42	43.5	27	32	27	
ACCH-30-30-27OG	M30X2	M27X2	22	O23.5X3.0	29.5	45.8	50	30	36	32	16 轻系列L
ACCH-36-36-33OG	M36X2	M33X2	28	O29.5X3.0	33.3	49.8	54	36	41	41	
ADDH-14-14-12OG	M14X1.5	M12X1.5	6	O09.3X2.4	17.5	32.5	32.5	14	17	17	63 重系列 S
ADDH-16-16-14OG	M16X1.5	M14X1.5	8	O11.3X2.4	18.5	33.7	33.5	16	19	19	
ADDH-18-18-16OG	M18X1.5	M16X1.5	10	O13.3X2.4	19.5	36	36	19	22	22	
ADDH-20-20-18OG	M20X1.5	M18X1.5	12	O15.3X2.4	19.5	36	37	19	24	24	
ADDH-24-24-22OG	M24X1.5	M22X1.5	16	O19.3X2.4	24	42	41	24	30	27	
ADDH-30-30-27OG	M30X2	M27X2	20	O23.5X3.0	28.3	49.8	50	30	36	32	40 重系列 S
ADDH-36-36-33OG	M36X2	M33X2	25	O29.5X3.0	32.8	56.8	54	36	46	41	
ADDH-42OG	M42X2	M42X2	30	O38.5X3.0	36.2	62.7	57.2	41	50	50	

注：如需带卡套及卡套螺母整套订货，则请在代号后加“RN”，如ACCH-30-30-27OG/RN。
Note:In case if you are interested to order the adpter in complete set with cutting ring and nut,it is necessary to insert suffix“RN”after our part no.,for example ACCH-30-30-27OG/RN。

公制螺纹卡套接头 METRIC THREAD BITE TYPE TUBE ADAPTERS

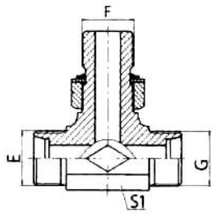

LACHC-OG
LADHD-OG

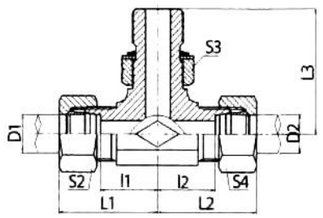

LACHC-OG/RN
LADHD-OG/RN

公制外螺纹可调向柱端ISO 6149分支三通

METRIC MALE ADJUSTABLE STUD END ISO 6149 BRANCH TEE

代号 PART NO.	螺纹 THREAD E,G	螺纹 THREAD F	管子外径D1,D2 TUBE O.D.	O 形 圈 O–RING	尺寸DIMENSIONS l1,l2	L1,L2	L3	S1	S2,S4	S3	压力等级 MPa
ACHC-12-10-12OG	M12X1.5	M10X1	6	O08.1X1.6	13	28	26.5	11	14	14	31.5 轻系列 L
ACHC-14-12-14OG	M14X1.5	M12X1.5	8	O09.3X2.4	15.5	30.5	32	14	17	17	
ACHC-16-14-16OG	M16X1.5	M14X1.5	10	O11.3X2.4	17	32.5	34	16	19	19	
ACHC-18-16-18OG	M18X1.5	M16X1.5	12	O13.3X2.4	19	34	36	19	22	22	
ACHC-22-18-22OG	M22X1.5	M18X1.5	15	O15.3X2.4	22	37	39.5	22	27	24	
ACHC-26-22-26OG	M26X1.5	M22X1.5	18	O19.3X2.4	25.5	42	43.5	27	32	27	
ACHC-30-27-30OG	M30X2	M27X2	22	O23.5X3.0	29.5	45.8	50	30	36	32	16 轻系列L
ACHC-36-33-36OG	M36X2	M33X2	28	O29.5X3.0	33.3	49.8	54	36	41	41	
ADHD-14-12-14OG	M14X1.5	M12X1.5	6	O09.3X2.4	17.5	32.5	32	14	17	17	63 重系列 S
ADHD-16-14-16OG	M16X1.5	M14X1.5	8	O11.3X2.4	18.7	33.7	34	16	19	19	
ADHD-18-16-18OG	M18X1.5	M16X1.5	10	O13.3X2.4	19.5	36	36	19	22	22	
ADHD-20-18-20OG	M20X1.5	M18X1.5	12	O15.3X2.4	19.5	36	37	19	24	24	
ADHD-24-22-24OG	M24X1.5	M22X1.5	16	O19.3X2.4	24	42	37.5	24	30	27	
ADHD-30-27-30OG	M30X2	M27X2	20	O23.5X3.0	28.3	49.8	50	30	36	32	40 重系列 S
ADHD-36-33-36OG	M36X2	M33X2	25	O29.5X3.0	32.8	56.8	54	36	46	41	
ADHD-42OG	M42X2	M42X2	30	O38.5X3.0	36.2	62.7	57.2	41	50	50	

注：如需带卡套及卡套螺母整套订货，则请在代号后加“RN”，如ACHC-30-27-30OG/RN。
Note:In case if you are interested to order the adpter in complete set with cutting ring and nut,it is necessary to insert suffix“RN”after our part no.,for example ACHC-30-27-30OG/RN。

公制螺纹卡套接头 METRIC THREAD BITE TYPE TUBE ADAPTERS

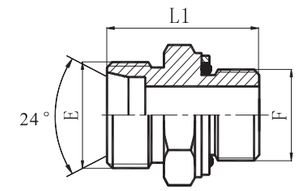

L1CG
L1DG

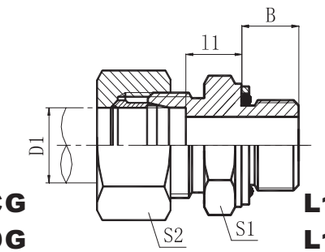

L1CG-RN
L1DG-RN

英管螺纹O形圈密封柱端

BSP THREAD STUD ENDS WITH O-RING SEALING

代号 PART NO.	螺纹 THREAD E	螺纹 THREAD F	管子外径 TUBE O.D. D1	尺寸 DIMENSIONS B	I1	L1	S1	S2	压力等级 MPa
1CG-12-02	M12X1.5	G1/8"X28	6	9.5	10.5	27	14	14	31.5 轻系列 L
1CG-12-04	M12X1.5	G1/4"X19	6	11	9.5	27.5	19	14	
1CG-14-04	M14X1.5	G1/4"X19	8	11	10	28	19	17	
1CG-14-06	M14X1.5	G3/8"X19	8	11.5	11.5	30	22	17	
1CG-14-08	M14X1.5	G1/2"X14	8	14	13	34	27	17	
1CG-16-04	M16X1.5	G1/4"X19	10	10	12	30	19	19	
1CG-16-06	M16X1.5	G3/8"X19	10	11.5	12.5	31	22	19	
1CG-16-08	M16X1.5	G1/2"X14	10	14	14	35	27	19	
1CG-18-06	M18X1.5	G3/8"X19	12	11.5	12.5	31	22	22	
1CG-18-08	M18X1.5	G1/2"X14	12	14	14	35	27	22	
1CG-22-06	M22X1.5	G3/8"X19	15	11.5	13.5	32	24	27	
1CG-22-08	M22X1.5	G1/2"X14	15	14	15	36	27	27	
1CG-22-12	M22X1.5	G3/4"X14	15	15.5	20	42.5	32	27	
1CG-26-08	M26X1.5	G1/2"X14	18	14	14.5	36	27	32	
1CG-26-12	M26X1.5	G3/4"X14	18	15.5	14.5	37.5	32	32	
1CG-30-12	M30X2	G3/4"X14	22	15.5	16.5	39.5	32	36	16 轻系列 L
1CG-30-16	M30X2	G1"X11	22	18	17.5	43	41	36	
1CG-36-16	M36X2	G1"X11	28	18	17.5	43	41	41	
1CG-45-20	M45X2	G1.1/4"X11	35	20	19.5	50	50	50	
1CG-52-20	M52X2	G1.1/4"X11	42	20	19	50	55	60	
1CG-52-24	M52X2	G1.1/2"X11	42	21.5	19	51.5	55	60	
1CG-52-32	M52X2	G2"X11	42	24.5	25	60.5	70	60	
1DG-14-04	M14X1.5	G1/4"X19	6	10	15	32	19	17	63 重系列 S
1DG-16-04	M16X1.5	G1/4"X19	8	11	15	33	19	19	
1DG-18-04	M18X1.5	G1/4"X19	10	11	14.5	33	19	22	
1DG-18-06	M18X1.5	G3/8"X19	10	11.5	15	34	22	22	
1DG-20-06	M20X1.5	G3/8"X19	12	11.5	15	34	22	24	
1DG-20-08	M20X1.5	G1/2"X14	12	14	17.5	39	27	24	
1CG-22-06	M22X1.5	G3/8"X19	14	11.5	16	35.5	24	27	
1DG-22-08	M22X1.5	G1/2"X14	14	14	19	41	27	27	
1DG-24-04	M24X1.5	G1/4"X19	16	11	17	36.5	27	30	
1CG-24-08	M24X1.5	G1/2"X14	16	14	18.5	41	27	30	40 重系列 S
1DG-30-12	M30X2	G3/4"X14	20	15.5	20.5	46.5	32	36	
1DG-36-12	M36X2	G3/4"X14	25	15.5	23	50.5	41	46	
1DG-36-16	M36X2	G1"X11	25	18	23	53	41	46	
1DG-42-16	M42X2	G1"X11	30	18	23.5	55	46	50	
1DG-42-20	M42X2	G1.1/4"X11	30	20	23.5	57	50	50	
1DG-52-24	M52X2	G1.1/2"X11	38	21.5	26	63.5	55	60	31.5重系列S

注：如需带卡套及卡套螺母整套订货，则请在代号后加“RN”，如1DG-20-080RN。
Note:In case if you are interested to order the adpter in complete set with cutting ring and nut,it is necessary to insert suffix“RN”after our part no.,for example 1DG-20-08RN.

公制螺纹卡套接头 METRIC THREAD BITE TYPE TUBE ADAPTERS

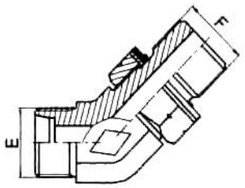

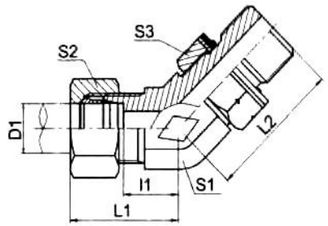

45° 弯英管螺纹可调向O形圈密封柱端

45° ELBOW BSP THREAD ADJUSTABLE
STUD ENDS WITH O-RING SEALING

L1CG4-OG
L1DG4-OG

L1CG4-OG/RN
L1DG4-OG/RN

代号 PART NO.	螺纹 THREAD E	螺纹 THREAD F	管子外径 TUBE O.D. D1	尺寸 DIMENSIONS I1	L1	L2	S1	S2	S3	压力等级 MPa
1CG4-12-02OG	M12X1.5	G1/8"X28	6	10	25	24	11	14	14	31.5 轻系列 L
1CG4-14-04OG	M14X1.5	G1/4"X19	8	11	26	27	14	17	19	
1CG4-16-04OG	M16X1.5	G1/4"X19	10	12	27.3	27	16	19	19	
1CG4-16-06OG	M16X1.5	G3/8"X19	10	12.3	27.3	30	16	19	22	
1CG4-18-06OG	M18X1.5	G3/8"X19	12	13	28	31	19	22	22	
1CG4-22-08OG	M22X1.5	G1/2"X14	15	15	30	36	22	27	27	
1CG4-26-08OG	M26X1.5	G1/2"X14	18	16.5	33	37.5	27	32	27	
1CG4-26-12OG	M26X1.5	G3/4"X14	18	16.5	33	42	27	32	32	
1CG4-30-12OG	M30X2	G3/4"X14	22	19.5	36.2	42.5	30	36	32	16 轻系列 L
1CG4-36-16OG	M36X2	G1"X11	28	21.5	38	44.5	36	41	41	
1CG4-45-20OG	M45X2	G1.1/4"X11	35	25.5	47	50.5	48	50	50	
1DG4-14-04OG	M14X1.5	G1/4"X19	6	13	28	27	14	17	19	63 重系列 S
1DG4-16-04OG	M16X1.5	G1/4"X19	8	13	28.3	27	16	19	19	
1DG4-18-06OG	M18X1.5	G3/8"X19	10	13.5	30	31	19	22	22	
1DG4-20-06OG	M20X1.5	G3/8"X19	12	13.5	30	31	19	24	22	
1DG4-22-08OG	M22X1.5	G1/2"X14	14	16.3	34.3	36	22	27	27	
1DG4-24-08OG	M24X1.5	G1/2"X14	16	16	34.7	36.5	24	30	27	40 重系列 S
1DG4-30-12OG	M30X2	G3/4"X14	20	18.7	40.2	42.5	30	36	32	
1DG4-36-16OG	M36X2	G1"X11	25	21	45	44.5	36	46	41	
1DG4-42-20OG	M42X2	G1.1/4"X11	30	24.3	50.8	47.5	41	50	50	

注：如需带卡套及卡套螺母整套订货，则请在代号后加“RN”，如1CG4-30-12OG/RN。
Note:In case if you are interested to order the adpter in complete set with cutting ring and nut,it is necessary to insert suffix “RN” after our part no.,for example 1CG4-30-12OG/RN。

公制螺纹卡套接头 METRIC THREAD BITE TYPE TUBE ADAPTERS

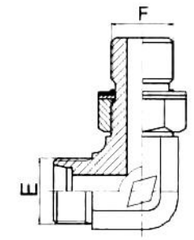

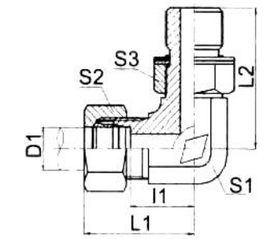

90° 弯英管螺纹可调向O形圈密封柱端

90° ELBOW BSP THREAD ADJUSTABLE
STUD ENDS WITH O-RING SEALING

L1CG9-OG
L1DG9-OG

L1CG9-OG/RN
L1DG9-OG/RN

代号 PART NO.	螺纹 THREAD E	螺纹 THREAD F	管子外径 TUBE O.D. D1	尺寸 DIMENSIONS I1	L1	L2	S1	S2	S3	压力等级 MPa
1CG9-12-02OG	M12X1.5	G1/8"X28	6	13	28	26.2	11	14	14	31.5 轻系列 L
1CG9-14-04OG	M14X1.5	G1/4"X19	8	15.5	30.5	31.3	14	17	19	
1CG9-16-04OG	M16X1.5	G1/4"X19	10	17.5	32.5	32.5	16	19	19	
1CG9-16-06OG	M16X1.5	G3/8"X19	10	17.5	32.5	35.8	16	19	22	
1CG9-18-06OG	M18X1.5	G3/8"X19	12	19	34	37	19	22	22	
1CG9-22-08OG	M22X1.5	G1/2"X14	15	22	37	43.2	22	27	27	
1CG9-26-08OG	M26X1.5	G1/2"X14	18	25.5	42	46	27	32	27	
1CG9-26-12OG	M26X1.5	G3/4"X14	18	25.5	42	49.3	27	32	32	
1CG9-30-12OG	M30X2	G3/4"X14	22	29.5	45.8	52	30	36	32	16 轻系列 L
1CG9-30-16OG	M30X2	G1"X11	22	31.5	48	53	33	36	41	
1CG9-36-16OG	M36X2	G1"X11	28	33	49.8	56	36	41	41	
1CG9-36-20OG	M36X2	G1.1/4"X11	28	36	52.8	59	41	41	50	
1CG9-45-20OG	M45X2	G1.1/4"X11	35	39	60.7	63	48	50	50	
1CG9-52-24OG	M52X2	G1.1/2"X11	42	40.5	63.8	64.5	48	60	55	
1DG9-14-04OG	M14X1.5	G1/4"X19	6	17.5	32.5	31.3	14	17	19	63 重系列 S
1DG9-16-04OG	M16X1.5	G1/4"X19	8	18.5	33.7	32.5	16	19	19	
1DG9-16-06OG	M16X1.5	G3/8"X19	8	18.7	33.7	35.8	16	19	22	
1DG9-18-06OG	M18X1.5	G3/8"X19	10	19.5	36	36.8	19	22	22	
1DG9-20-06OG	M20X1.5	G3/8"X19	12	19.5	36	37	19	24	22	
1DG9-22-08OG	M22X1.5	G1/2"X14	14	23.5	41	43.2	22	27	27	
1DG9-24-08OG	M24X1.5	G1/2"X14	16	24	42.5	43	24	30	27	40 重系列 S
1DG9-30-12OG	M30X2	G3/4"X14	20	28	49.5	52	30	36	32	
1DG9-36-16OG	M36X2	G1"X11	25	32.5	56.8	56	36	46	41	
1DG9-42-20OG	M42X2	G1.1/4"X11	30	36.2	62.7	58	41	50	50	
1DG9-52-24OG	M52X2	G1.1/2"X11	38	41.5	72.8	63.5	50	60	55	31.5重系列S

注：如需带卡套及卡套螺母整套订货，则请在代号后加“RN”，如1CG9-30-12OG/RN。
Note:In case if you are interested to order the adpter in complete set with cutting ring and nut,it is necessary to insert suffix “RN” after our part no.,for example 1CG9-30-12OG/RN。

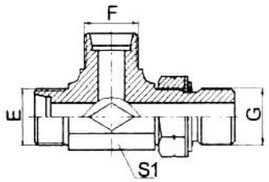

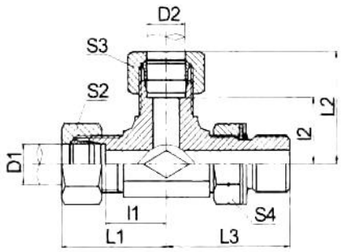

英管螺纹可调向O形圈密封柱端主支三通

BSP THREAD ADJUSTABLE STUD END WITH O–RING SEALING RUN TEE

LACCG-OG
LADDG-OG

LACCG-OG/RN
LADDG-OG/RN

代号 PART NO.	螺纹 THREAD		管子外径 TUBE O.D.	尺寸 DIMENSIONS						压力等级 MPa
	E，F	G	D1，D2	l 1,l2	L1,L2	L3	S1	S2,S3	S4	
ACCG-12-12-02OG	M12X1.5	G1/8"X28	6	13	28	27	11	14	14	31.5 轻系列 L
ACCG-14-14-04OG	M14X1.5	G1/4"X19	8	15.5	30.5	31.3	14	17	19	
ACCG-16-16-04OG	M16X1.5	G1/4"X19	10	17.5	32.5	32.5	16	19	19	
ACCG-18-18-06OG	M18X1.5	G3/8"X19	12	19	34	37	19	22	22	
ACCG-22-22-08OG	M22X1.5	G1/2"X14	15	22	37	43.2	22	27	27	
ACCG-26-26-08OG	M26X1.5	G1/2"X14	18	25.5	42	46	27	32	27	
ACCG-30-30-12OG	M30X2	G3/4"X14	22	29.3	45.8	52	30	36	32	16 轻系列 L
ACCG-36-36-16OG	M36X2	G1"X11	28	33.3	49.8	56	36	41	41	
ACCG-45-45-20OG	M45X2	G1.1/4"X11	35	39	60.7	63	48	50	50	
ADDG-14-14-04OG	M14X1.5	G1/4"X19	6	17.5	32.5	31.3	14	17	19	63 重系列 S
ADDG-16-16-04OG	M16X1.5	G1/4"X19	8	18.5	33.7	32.5	16	19	19	
ADDG-18-18-06OG	M18X1.5	G3/8"X19	10	19.5	36	36.8	19	22	22	
ADDG-20-20-06OG	M20X1.5	G3/8"X19	12	19.5	36	36.8	19	24	22	
ADDG-22-22-08OG	M22X1.5	G1/2"X14	14	23	41	43.2	22	27	27	
ADDG-24-24-08OG	M24X1.5	G1/2"X14	16	24	42.5	44	24	30	27	40 重系列 S
ADDG-30-30-12OG	M30X2	G3/4"X14	20	28.3	49.8	52	30	36	32	
ADDG-36-36-16OG	M36X2	G1"X11	25	32.8	56.8	56	36	46	41	
ADDG-42-42-20OG	M42X2	G1.1/4"X11	30	36.2	62.7	58	41	50	50	

注：如需带卡套及卡套螺母整套订货，则请在代号后加“RN”，如ACCG-18-18-06OG/RN。
Note:In case if you are interested to order the adpter in complete set with cutting ring and nut,it is necessary to insert suffix“RN”after our part no.,for example ACCG-18-18-06OG/RN。

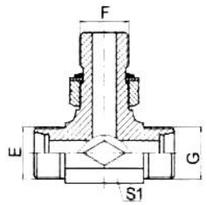

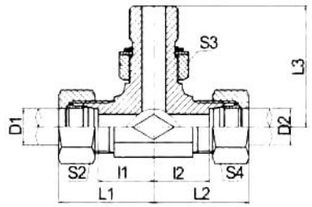

英管螺纹可调向O形圈密封柱端分支三通

BSP THREAD ADJUSTABLE STUD ENDS WITH O–RING SEALING BRANCH TEE

LACGC-OG
LADGD-OG

LACGC-OG/RN
LADGD-OG/RN

代号 PART NO.	螺纹 THREAD		管子外径 TUBE O.D.	尺寸 DIMENSIONS						压力等级 MPa
	E，G	F	D1，D2	l 1,l2	L1,L2	L3	S1	S2,S3	S4	
ACGC-12-02-12OG	M12X1.5	G1/8"X28	6	13	28	26.2	11	14	14	31.5 轻系列 L
ACGC-14-04-14OG	M14X1.5	G1/4"X19	8	15.5	30.5	31.3	14	17	19	
ACGC-16-04-16OG	M16X1.5	G1/4"X19	10	17.5	32.5	32.5	16	19	19	
ACGC-18-06-18OG	M18X1.5	G3/8"X19	12	19	34	37	19	22	22	
ACGC-22-08-22OG	M22X1.5	G1/2"X14	15	22	37	43.2	22	27	27	
ACGC-26-08-26OG	M26X1.5	G1/2"X14	18	25.5	42	46.5	27	32	27	
ACGC-30-12-30OG	M30X2	G3/4"X14	22	29.3	45.8	52	30	36	32	16 轻系列 L
ACGC-36-16-36OG	M36X2	G1"X11	28	33	49.8	56	36	41	41	
ACGC-45-20-45OG	M45X2	G1.1/4"X11	35	39.2	60.7	63	48	50	50	
ADGD-14-04-14OG	M14X1.5	G1/4"X19	6	17.5	32.5	31.3	14	17	19	63 重系列 S
ADGD-16-04-16OG	M16X1.5	G1/4"X19	8	18.5	33.7	32.5	16	19	19	
ADGD-18-06-18OG	M18X1.5	G3/8"X19	10	19.5	36	36.8	19	22	22	
ADGD-20-06-20OG	M20X1.5	G3/8"X19	12	19.5	36	36.8	19	24	22	
ADGD-22-08-22OG	M22X1.5	G1/2"X14	14	23	41	43.2	22	27	27	
ADGD-24-08-24OG	M24X1.5	G1/2"X14	16	24	42.5	44	24	30	27	40 重系列 S
ADGD-30-12-30OG	M30X2	G3/4"X14	20	28.3	49.8	52	30	36	32	
ADGD-36-16-36OG	M36X2	G1"X11	25	32.8	56.8	56	36	46	41	
ADGD-42-20-42OG	M42X2	G1.1/4"X11	30	36.2	62.7	58	41	50	50	

注：如需带卡套及卡套螺母整套订货，则请在代号后加“RN”，如ACGC-18-06-18OG/RN。
Note:In case if you are interested to order the adpter in complete set with cutting ring and nut,it is necessary to insert suffix“RN”after our part no.,for example ACGC-18-06-18OG/RN。

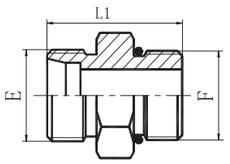

L1CO
L1DO

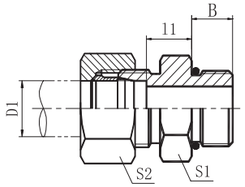

L1CO-RN
L1DO-RN

美制螺纹O形圈密封柱端

UN、UNF THREAD STUD ENDS
WITH O–RING SEALING

代号 PART NO.	螺纹 THREAD E	螺纹 THREAD F	管子外径 TUBE O.D. D1	尺寸 DIMENSIONS B	l1	L1	S1	S2		压力等级 MPa
1CO-14-04	M14X1.5	7/16"X20	8	9.14	8.36	24.5	14	17		31.5 轻系列 L
1CO-16-04	M16X1.5	7/16"X20	10	9.14	9.36	25.5	17	19		
1CO-18-06	M18X1.5	9/16"X18	12	9.93	10.07	27	19	22		
1CO-18-08	M18X1.5	3/4"X16	12	11.13	10.37	28.5	22	22		
1CO-18-10	M18X1.5	7/8"X14	12	12.7	14.3	34	27	22		
1CO-22-08	M22X1.5	3/4"X16	15	11.13	14.87	33	24	27		
1CO-22-10	M22X1.5	7/8"X14	15	12.7	12.3	32	27	27		
1CO-22-12	M22X1.5	1.1/16"X12	15	15.09	11.91	34	32	27		
1CO-26-08	M26X1.5	3/4"X16	18	11.13	14.87	33.5	27	32		
1CO-26-10	M26X1.5	7/8"X14	18	12.7	11.5	31.7	27	32		
1CO-30-08	M30X2	3/4"X16	22	11.13	17.37	36	32	36		16 轻系列 L
1CO-30-10	M30X2	7/8"X14	22	12.7	17.3	37.5	32	36		
1CO-30-12	M30X2	1.1/16"X12	22	15.09	13.41	36	32	36		
1CO-30-16	M30X2	1.5/16"X12	22	15.09	14.41	37	38	36		
1CO-36-12	M36X2	1.1/16"X12	28	15.09	14.41	37	38	41		
1CO-36-16	M36X2	1.5/16"X12	28	15.09	14.41	37	41	41		
1CO-45-16	M45X2	1.5/16"X12	35	15.09	16.41	42	46	50		
1CO-45-20	M45X2	1.5/8"X12	35	15.09	16.41	42	50	50		
1CO-52-20	M52X2	1.5/8"X12	42	15.09	16.91	43	55	60		
1DO-16-04	M16X1.5	7/16"X20	8	9.14	12.86	29	17	19		63 重系列 S
1DO-18-06	M18X1.5	9/16"X18	10	9.93	12.57	30	19	22		
1DO-20-06	M20X1.5	9/16"X18	12	9.93	14.57	32	22	24		
1DO-20-08	M20X1.5	3/4"X16	12	11.13	14.87	33.5	24	24		
1DO-24-08	M24X1.5	3/4"X16	16	11.13	15.37	35	27	30		40 重系列 S
1DO-24-10	M24X1.5	7/8"X14	16	12.7	15.8	37	27	30		
1DO-30-08	M30X2	3/4"X16	20	11.13	17.87	39.5	32	36		
1DO-30-10	M30X2	7/8"X14	20	12.7	17.3	40.5	32	36		
1DO-30-12	M30X2	1.1/16"X12	20	15.09	17.41	43	32	36		
1DO-36-12	M36X2	1.1/16"X12	25	15.09	18.91	46	41	46		
1DO-36-16	M36X2	1.5/16"X12	25	15.09	19.91	47	41	46		
1DO-42-16	M42X2	1.5/16"X12	30	15.09	20.41	49	46	50		
1DO-42-20	M42X2	1.5/8"X12	30	15.09	20.41	49	50	50		
1DO-52-20	M52X2	1.5/8"X12	38	15.09	25.91	53	55	60		31.5重系列S

注:如需带卡套及卡套螺母整套订货，则请在代号后加“RN”，如1DO-30-12RN。
Note:In case if you are interested to orde the adapter in complete set with cutting ring and nut,it is necessary to inset suffix “RN” after our part no., for example 1DO-30-12RN.

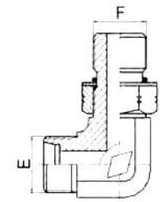

L1CO9-OG
L1DO9-OG

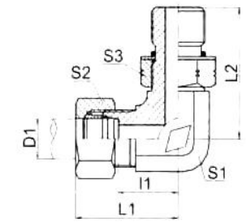

L1CO9-OG/RN
L1DO9-OG/RN

90° 弯美制螺纹可调向O形圈密封柱端ISO 11926

90° ELBOW UN、UNF THREAD ADJUSTABLE
STUD ENDS WITH O–RING SEALING ISO 11926

代号 PART NO.	螺纹 THREAD E	螺纹 THREAD F	管子外径 TUBE O.D. D1	尺寸 DIMENSIONS l1	L1	L2	S1	S2	S3	压力等级 MPa
1CO9-12-04OG	M12X1.5	7/16"X20	6	13	28	27.2	11	14	17	31.5 轻系列 L
1CO9-14-06OG	M14X1.5	9/16"X18	8	15.5	30.5	31.8	14	17	19	
1CO9-16-06OG	M16X1.5	9/16"X18	10	17	32.5	33.3	16	19	19	
1CO9-18-08OG	M18X1.5	3/4"X16	12	19	34	37.5	19	22	24	
1CO9-22-10OG	M22X1.5	7/8"X14	15	22	37	44	22	27	27	
1CO9-22-08OG	M22X1.5	3/4"X16	15	22	37	39.5	22	27	24	
1CO9-26-12OG	M26X1.5	1.1/16"X12	18	25.5	42	52.5	27	32	32	
1CO9-30-12OG	M30X2	1.1/16"X12	22	29.5	45.8	53.5	30	36	32	16 轻系列 L
1CO9-36-12OG	M36X2	1.1/16"X12	28	33.5	47.8	57.5	36	41	32	
1CO9-36-16OG	M36X2	1.5/16"X12	28	33.2	49.8	57.5	36	41	41	
1CO9-45-20OG	M45X2	1.5/8"X12	35	39	60.7	63	48	50	50	
1CO9-52-24OG	M52X2	1.7/8"X12	42	40	63	64	50	60	55	
1DO9-14-04OG	M14X1.5	7/16"X20	6	17.5	32.5	30	14	17	17	63 重系列 S
1DO9-16-06OG	M16X1.5	9/16"X18	8	18.7	33.7	33.3	16	19	19	
1DO9-18-06OG	M18X1.5	9/16"X18	10	19.5	36	33.5	19	22	19	
1DO9-18-08OG	M18X1.5	3/4"X16	10	19.5	36	37.5	19	22	24	
1DO9-20-08OG	M20X1.5	3/4"X16	12	19.5	36	37.5	19	24	24	
1DO9-22-10OG	M22X1.5	7/8"X14	14	23	41	44	22	27	27	
1DO9-24-10OG	M24X1.5	7/8"X14	16	24	42.5	46.5	24	30	27	40 重系列 S
1DO9-30-12OG	M30X2	1.1/16"X12	20	28	49.8	53.5	30	36	32	
1DO9-36-16OG	M36X2	1.5/16"X12	25	32.5	56.8	57.5	36	46	41	
1DO9-42-20OG	M42X2	1.5/8"X12	30	36.2	62.7	59.5	41	50	50	
1DO9-52-24OG	M52X2	1.7/8"X12	38	45.8	76.8	70.5	55	60	55	31.5重系列S

注：如需带卡套及卡套螺母整套订货，则请在代号后加“RN”，如1CO9-30-12OG/RN。
Note:In case if you are interested to order the adpter in complete set with cutting ring and nut,it is necessary to insert suffix “RN” after our part no.,for example 1CO9-30-12OG/RN。

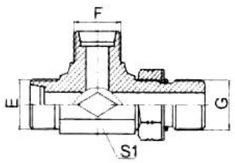

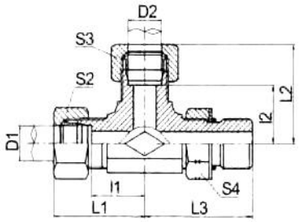

美制螺纹可调向O形圈密封柱端主支三通

UN、UNF THREAD ADJUSTABLE
STUD ENDS WITH O-RING SEALING RUN TEE

LACCO-OG
LADDO-OG

LACCO-OG/RN
LADDO-OG/RN

代号 PART NO.	螺纹 THREAD E,F	螺纹 THREAD G	管子外径 TUBE O.D. D1,D2	尺寸 DIMENSIONS l 1,l2	L1,L2	L3	S1	S2,S4	S3	压力等级 MPa
ACCO-12-12-04OG	M12X1.5	7/16"X20	6	13	28	27.2	11	14	17	31.5 轻系列 L
ACCO-14-14-06OG	M14X1.5	9/16"X18	8	15.5	30.5	31.8	14	17	19	
ACCO-16-16-06OG	M16X1.5	9/16"X18	10	17.5	32.5	33.3	16	19	19	
ACCO-18-18-08OG	M18X1.5	3/4"X16	12	19	34	38.5	19	22	24	
ACCO-22-22-10OG	M22X1.5	7/8"X14	15	22	37	44	22	27	27	
ACCO-26-26-12OG	M26X1.5	1.1/16"X12	18	25.5	42	51	27	32	32	
ACCO-30-30-12OG	M30X2	1.1/16"X12	22	29.5	45.8	54	30	36	32	16 轻系列 L
ACCO-36-36-16OG	M36X2	1.5/16"X12	28	33.3	49.8	57.5	36	41	41	
ACCO-45-45-20OG	M45X2	1.5/8"X12	35	39.2	60.7	63	48	50	50	
ADDO-14-14-04OG	M14X1.5	7/16"X20	6	17.5	32.5	30	14	17	17	63 重系列 S
ADDO-16-16-06OG	M16X1.5	9/16"X18	8	18.7	33.7	33.3	16	19	19	
ADDO-18-18-06OG	M18X1.5	9/16"X18	10	19.5	36	33.5	19	22	19	
ADDO-20-20-08OG	M20X1.5	3/4"X16	12	19.5	36	37.5	19	24	24	
ADDO-22-22-10OG	M22X1.5	7/8"X14	14	23	41	44	22	27	27	
ADDO-24-24-10OG	M24X1.5	7/8"X14	16	24	42.5	46.5	24	30	27	40 重系列 S
ADDO-30-30-12OG	M30X2	1.1/16"X12	20	28.3	49.8	53.5	30	36	32	
ADDO-36-36-16OG	M36X2	1.5/16"X12	25	32.8	56.8	57.5	36	46	41	
ADDO-42-42-20OG	M42X2	1.5/8"X12	30	36.2	62.7	59.5	41	50	50	

注：如需带卡套及卡套螺母整套订货，则请在代号后加“RN”，如ACCO-30-30-12OG/RN。
Note:In case if you are interested to order the adpter in complete set with cutting ring and nut,it is necessary to insert suffix “RN” after our part no.,for example ACCO-30-30-12OG/RN。

公制螺纹卡套接头 METRIC THREAD BITE TYPE TUBE ADAPTERS

B

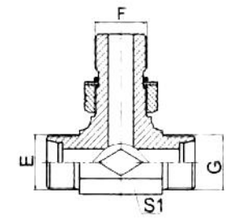

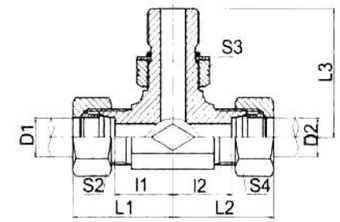

美制螺纹可调向O形圈密封柱端分支三通

UN、UNF THREAD ADJUSTABLE
STUD ENDS WITH O-RING SEALING BRANCH TEE

LACOC-OG
LADOD-OG

LACOC-OG/RN
LADOD-OG/RN

代号 PART NO.	螺纹 THREAD E,G	螺纹 THREAD F	管子外径 TUBE O.D. D1,D2	尺寸 DIMENSIONS l 1,l2	L1,L2	L3	S1	S2,S4	S3	压力等级 MPa
ACOC-12-04-12OG	M12X1.5	7/16"X20	6	13	28	27.5	11	14	17	31.5 轻系列 L
ACOC-14-06-14OG	M14X1.5	9/16"X18	8	15.5	30.5	31.8	14	17	19	
ACOC-16-06-16OG	M16X1.5	9/16"X18	10	17.5	32.5	33.3	16	19	19	
ACOC-18-08-18OG	M18X1.5	3/4"X16	12	19	34	37.5	19	22	24	
ACOC-22-10-22OG	M22X1.5	7/8"X14	15	22	37	44	22	27	27	
ACOC-26-12-26OG	M26X1.5	1.1/16"X12	18	25.5	42	52.5	27	32	32	
ACOC-30-12-30OG	M30X2	1.1/16"X12	22	29.3	45.8	53.5	30	36	32	16 轻系列 L
ACOC-36-16-36OG	M36X2	1.5/16"X12	28	33.3	49.8	57.5	36	41	41	
ACOC-45-20-45OG	M45X2	1.5/8"X12	35	39.2	60.7	63	48	50	50	
ADOD-14-04-14OG	M14X1.5	7/16"X20	6	17.5	32.5	30	14	17	17	63 重系列 S
ADOD-16-06-16OG	M16X1.5	9/16"X18	8	18.7	33.7	33.3	16	19	19	
ADOD-18-06-18OG	M18X1.5	9/16"X18	10	19.5	36	33.5	19	22	19	
ADOD-20-08-20OG	M20X1.5	3/4"X16	12	19.5	36	37.5	19	24	24	
ADOD-22-10-22OG	M22X1.5	7/8"X14	14	23	41	44	22	27	27	
ADOD-24-10-24OG	M24X1.5	7/8"X14	16	24	42.5	46.5	24	30	27	40 重系列 S
ADOD-30-12-30OG	M30X2	1.1/16"X12	20	28.3	49.8	53.5	30	36	32	
ADOD-36-16-36OG	M36X2	1.5/16"X12	25	32.8	56.8	57.5	36	46	41	
ADOD-42-20-42OG	M42X2	1.5/8"X12	30	36.2	62.7	59.5	41	50	50	

注：如需带卡套及卡套螺母整套订货，则请在代号后加“RN”，如ACOC-30-12-30OG/RN。
Note:In case if you are interested to order the adpter in complete set with cutting ring and nut,it is necessary to insert suffix “RN” after our part no.,for example ACOC-30-12-30OG/RN。

公制螺纹卡套接头 METRIC THREAD BITE TYPE TUBE ADAPTERS

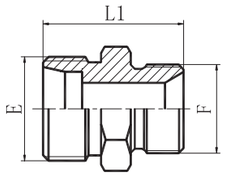

L1CB
L1DB

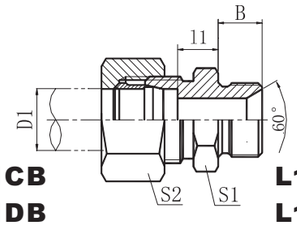

L1CB-RN
L1DB-RN

英管螺纹60° 锥密封或
组合垫密封两用柱端
BSP THREAD 60° CONE SEALING
OR BONDED SEAL STUD ENDS

代号 PART NO.	螺纹 THREAD E	螺纹 THREAD F	管子外径 TUBE O.D. D1	尺寸 DIMENSIONS B	l1	L1	S1	S2		压力等级 MPa
1CB-12-02	M12X1.5	G1/8"X28	6	10	9	26	14	14		31.5 轻系列 L
1CB-12-04	M12X1.5	G1/4"X19	6	12	9	28	19	14		
1CB-14-02	M14X1.5	G1/8"X28	8	10	8	25	14	17		
1CB-14-04	M14X1.5	G1/4"X19	8	12	9	28	19	17		
1CB-14-06	M14X1.5	G3/8"X19	8	13.5	9	29.5	22	17		
1CB-16-04	M16X1.5	G1/4"X19	10	12	10	29	19	19		
1CB-16-06	M16X1.5	G3/8"X19	10	13.5	12	32.5	22	19		
1CB-16-08	M16X1.5	G1/2"X14	10	16	11	34	27	19		
1CB-18-04	M18X1.5	G1/4"X19	12	12	10	29	19	22		
1CB-18-06	M18X1.5	G3/8"X19	12	13.5	10	30.5	22	22		
1CB-18-08	M18X1.5	G1/2"X14	12	16	11	34	27	22		
1CB-22-06	M22X1.5	G3/8"X19	15	13.5	13	33.5	24	27		
1CB-22-08	M22X1.5	G1/2"X14	15	16	12	35	27	27		
1CB-26-08	M26X1.5	G1/2"X14	18	16	11.5	35	27	32		
1CB-26-12	M26X1.5	G3/4"X14	18	18.5	11.5	37.5	32	32		
1CB-30-12	M30X2	G3/4"X14	22	18.5	13.5	39.5	32	36		16 轻系列 L
1CB-36-16	M36X2	G1"X11	28	20.5	14.5	42.5	41	41		
1CB-45-20	M45X2	G1.1/4"X11	35	20.5	16.5	47.5	50	50		
1CB-52-24	M52X2	G1.1/2"X11	42	23	16	50	55	60		
1DB-14-04	M14X1.5	G1/4"X19	6	12	11	30	19	17		63 重系列 S
1DB-16-04	M16X1.5	G1/4"X19	8	12	11	30	19	19		
1DB-16-06	M16X1.5	G3/8"X19	8	13.5	15	35.5	22	19		
1DB-18-04	M18X1.5	G1/4"X19	10	12	12.5	32	19	22		
1DB-18-06	M18X1.5	G3/8"X19	10	13.5	14.5	35.5	22	22		
1DB-18-08	M18X1.5	G1/2"X19	10	16	14.5	38	27	22		
1DB-20-04	M20X1.5	G1/4"X19	12	12	14.5	34	22	24		
1DB-20-06	M20X1.5	G3/8"X19	12	13.5	14.5	35.5	22	24		
1DB-20-08	M20X1.5	G1/2"X14	12	16	14.5	38	27	24		
1DB-22-08	M22X1.5	G1/2"X14	14	16	16	40	27	27		
1DB-24-06	M24X1.5	G3/8"X19	16	13.5	15.5	37.5	27	30		40 重系列 S
1DB-24-08	M24X1.5	G1/2"X14	16	16	15.5	40	27	30		
1DB-24-12	M24X1.5	G3/4"X14	16	18.5	17.5	44.5	32	30		
1DB-30-12	M30X2	G3/4"X14	20	18.5	17.5	46.5	32	36		
1DB-36-08	M36X2	G1/2"X14	25	16	20	48	41	46		
1DB-36-12	M36X2	G3/4"X14	25	18.5	20	50.5	41	46		
1DB-36-16	M36X2	G1"X11	25	20.5	20	52.5	41	46		
1DB-42-20	M42X2	G1.1/4"X11	30	20.5	21.5	55.5	50	50		
1DB-52-24	M52X2	G1.1/2"X11	38	23	23	62	55	60		31.5重系列S

注:如需带卡套及卡套螺母整套订货，则请在代号后加“RN”，如1DB-20-08RN 。
Note:In case if you are interested to orde the adapter in complete set with cutting ring and nut,it is necessary toinset suffix“RN”after our part NO.,for example 1DB-20-08RN 。

公制螺纹卡套接头 METRIC THREAD BITE TYPE TUBE ADAPTERS

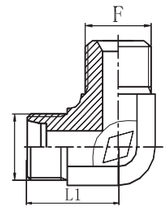

L1CB9
L1DB9

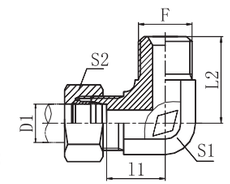

L1CB9-RN
L1DB9-RN

90° 弯英管螺纹60° 锥密封
90° ELBOW BSP THREAD 60° CONE SEALING

代号 PART NO.	螺纹 THREAD E	螺纹 THREAD F	管子外径 TUBE O.D. D1	尺寸 DIMENSIONS l1	L1	L2	S1	S2		压力等级 MPa
1CB9-12-04	M12X1.5	G1/4"X19	6	15.5	22.5	24.5	14	14		31.5 轻系列 L
1CB9-14-04	M14X1.5	G1/4"X19	8	15.5	22.5	24.5	14	17		
1CB9-14-06	M14X1.5	G3/8"X19	8	16.5	23.5	27.5	16	17		
1CB9-16-04	M16X1.5	G1/4"X19	10	17.5	24.5	26	16	19		
1CB9-16-06	M16X1.5	G3/8"X19	10	17.5	24.5	27.5	16	19		
1CB9-16-08	M16X1.5	G1/2"X14	10	21	28	34.5	22	19		
1CB9-18-04	M18X1.5	G1/4"X19	12	19	26	27.5	19	22		
1CB9-18-06	M18X1.5	G3/8"X19	12	19	26	28.5	19	22		
1CB9-18-08	M18X1.5	G1/2"X14	12	21	28	34.5	22	22		
1CB9-22-06	M22X1.5	G3/8"X19	15	22	29	31	22	27		
1CB9-22-08	M22X1.5	G1/2"X14	15	22	29	34.5	22	27		
1CB9-26-08	M26X1.5	G1/2"X14	18	25.5	33	37	27	32		
1CB9-30-12	M30X2	G3/4"X14	22	29.5	37	41	30	36		16 轻系列 L
1CB9-36-16	M36X2	G1"X11	28	33.3	43.3	47.5	36	41		
1CB9-45-20	M45X2	G1.1/4"Xl1	35	39	49.5	54.5	48	50		
1CB9-52-24	M52X2	G1.1/2"Xl1	42	40	51	58.5	50	60		
1DB9-14-04	M14X1.5	G1/4"X19	6	17.5	24.5	24.5	14	17		63 重系列 S
1DB9-16-04	M16X1.5	G1/4"X19	8	18.7	25.7	26.5	16	19		
1DB9-16-06	M16X1.5	G3/8"X19	8	18.7	25.7	27.5	16	19		
1DB9-18-04	M18X1.5	G1/4"X19	10	19.5	27	27.5	19	22		
1DB9-18-06	M18X1.5	G3/8"X19	10	19.5	27	28.5	19	22		
1DB9-18-08	M18X1.5	G1/2"X14	10	21.5	29	34.5	22	22		
1DB9-20-04	M20X1.5	G1/4"X19	12	19.5	27	27.5	19	24		
1DB9-20-06	M20X1.5	G3/8"X19	12	19.5	27	28.5	19	24		
1DB9-20-08	M20X1.5	G1/2"X14	12	21.5	29	34.5	22	24		
1DB9-22-08	M22X1.5	G1/2"X14	14	23	31	34.5	22	27		
1DB9-24-06	M24X1.5	G3/8"X19	16	24	32.5	32	24	30		40 重系列 S
1DB9-24-08	M24X1.5	G1/2"X14	16	24	32.5	35	24	30		
1DB9-24-12	M24X1.5	G3/4"X14	16	26	34.5	40	27	30		
1DB9-30-12	M30X2	G3/4"X14	20	28	38.5	41	30	36		
1DB9-36-08	M36X2	G1/2"X14	25	32.5	44.5	42.5	36	46		
1DB9-36-12	M36X2	G3/4"X14	25	32.5	44.5	43.5	36	46		
1DB9-36-16	M36X2	G1"X11	25	32.5	44.5	47.5	36	46		
1DB9-42-20	M42X2	G1.1/4"X11	30	36.5	50	50.5	41	50		
1DB9-52-24	M52X2	G1.1/2"X11	38	46	62	63	55	60		31.5重系列S

注:如需带卡套及卡套螺母整套订货，则请在代号后加“RN”，如1DB9-24-12RN。
Note:In case if you are interested to orde the adapter in complete set with cutting ring and nut,it is necessary to inset suffix“RN”after our part no., for example 1DB9-24-12RN .

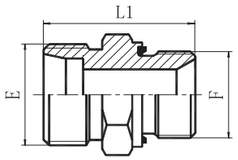

L1CB-WD
L1DB-WD

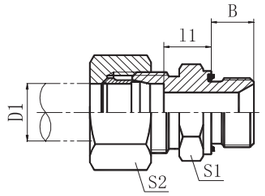

L1CB-WD/RN
L1DB-WD/RN

英管螺纹胶垫密封柱端
BSP THREAD WITH CAPTIVE SEAL

代号 PART NO.	螺纹 THREAD E	F	管子外径D1 TUBE O.D.	胶垫 SEAL	尺寸 DIMENSIONS B	l1	L1	S1	S2		压力等级 MPa
1CB-12-02WD	M12X1.5	G1/8"X28	6	WD-B02	8	9.5	24.5	14	14		31.5 轻系列 L
1CB-12-04WD	M12X1.5	G1/4"X19	6	WD-B04	12	10	29	19	14		
1CB-12-06WD	M12X1.5	G3/8"X19	6	WD-B06	12	11.5	30.5	22	14		
1CB-14-02WD	M14X1.5	G1/8"X28	8	WD-B02	8	9.5	24.5	14	17		
1CB-14-04WD	M14X1.5	G1/4"X19	8	WD-B04	12	10	29	19	17		
1CB-14-06WD	M14X1.5	G3/8"X19	8	WD-B06	12	11.5	30.5	22	17		
1CB-16-04WD	M16X1.5	G1/4"X19	10	WD-B04	12	11	30	19	19		
1CB-16-06WD	M16X1.5	G3/8"X19	10	WD-B06	12	12.5	31.5	22	19		
1CB-16-08WD	M16X1.5	G1/2"X14	10	WD-B08	14	14	35	27	19		
1CB-18-04WD	M18X1.5	G1/4"X19	12	WD-B04	12	11	30	19	22		
1CB-18-06WD	M18X1.5	G3/8"X19	12	WD-B06	12	12.5	31.5	22	22		
1CB-18-08WD	M18X1.5	G1/2"X14	12	WD-B08	14	14	35	27	22		
1CB-22-04WD	M22X1.5	G1/4"X19	15	WD-B04	12	13	32	24	27		
1CB-22-06WD	M22X1.5	G3/8"X19	15	WD-B06	12	13.5	32.5	24	27		
1CB-22-08WD	M22X1.5	G1/2"X14	15	WD-B08	14	15	36	27	27		
1CB-22-12WD	M22X1.5	G3/4"X14	15	WD-B12	16	15	38	32	27		
1CB-26-08WD	M26X1.5	G1/2"X14	18	WD-B08	14	14.5	36	27	32		
1CB-26-12WD	M26X1.5	G3/4"X14	18	WD-B12	16	14.5	38	32	32		
1CB-30-12WD	M30X2	G3/4"X14	22	WD-B12	16	16.5	40	32	36		16 轻系列 L
1CB-36-16WD	M36X2	G1"X11	28	WD-B16	18	17.5	43	41	41		
1CB-45-20WD	M45X2	G1.1/4"X11	35	WD-B20	20	17.5	48	50	50		
1CB-52-24WD	M52X2	G1.1/2"X11	42	WD-B24	22	19	52	55	60		
1DB-14-04WD	M14X1.5	G1/4"X19	6	WD-B04	12	15	34	19	17		63 重系列 S
1DB-16-04WD	M16X1.5	G1/4"X19	8	WD-B04	12	15	34	19	19		
1DB-16-06WD	M16X1.5	G3/8"X19	8	WD-B06	12	15.5	34.5	22	19		
1DB-18-04WD	M18X1.5	G1/4"X19	10	WD-B04	12	14.5	34	19	22		
1DB-18-06WD	M18X1.5	G3/8"X19	10	WD-B06	12	15	34.5	22	22		
1DB-18-08WD	M18X1.5	G1/2"X14	10	WD-B08	14	17.5	39	27	22		
1DB-20-04WD	M20X1.5	G1/4"X19	12	WD-B04	12	14.5	34	22	24		
1DB-20-06WD	M20X1.5	G3/8"X19	12	WD-B06	12	15	34.5	22	24		
1DB-20-08WD	M20X1.5	G1/2"X14	12	WD-B08	14	17.8	39.3	27	24		
1DB-22-08WD	M22X1.5	G1/2"X14	14	WD-B08	14	19.3	41.3	27	27		
1DB-24-06WD	M24X1.5	G3/8"X19	16	WD-B06	12	18.5	39	27	30		40 重系列S
1DB-24-08WD	M24X1.5	G1/2"X14	16	WD-B08	14	18.8	41.3	27	30		

接下页

接上页

代号 PART NO.	螺纹 THREAD E	F	管子外径D1 TUBE O.D.	胶垫 SEAL	尺寸 DIMENSIONS B	l1	L1	S1	S2		压力等级 MPa
1DB-24-12WD	M24X1.5	G3/4"X14	16	WD-B12	16	20.5	45	32	30		40 重系列 S
1DB-30-12WD	M30X2	G3/4"X14	20	WD-B12	16	20.5	47	32	36		
1DB-36-08WD	M36X2	G1/2"X14	25	WD-B08	14	23	49	38	46		
1DB-36-12WD	M36X2	G3/4"X14	25	WD-B12	16	23	51	38	46		
1DB-36-16WD	M36X2	G1"X11	25	WD-B16	18	23	53	41	46		
1DB-42-20WD	M42X2	G1.1/4"X11	30	WD-B20	20	23.5	57	50	50		
1DB-52-24WD	M52X2	G1.1/2"X11	38	WD-B24	22	26	64	55	60		31.5重系列S

注:如需带卡套及卡套螺母整套订货，则请在代号后加“RN”，如1DB-20-08WD/RN。
Note:In case if you are interested to orde the adapter in complete set with cutting ring and nut,it is necessary to inset suffix“RN”after our part no., for example 1DB-20-08WD/RN.

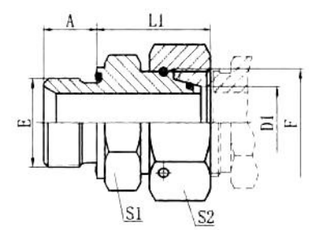

L2BC-WD
L2BD-WD

英管螺纹胶垫密封柱端 /
公制内螺纹24° 锥O形圈密封
BSP THREAD WITH CAPTIVE SEAL /
METRIC FEMALE 24° CONE O–RING SEALING

代号 PART NO.	螺纹 THREAD E	F	管子外径D1 TUBE O.D.	胶垫 SEAL	尺寸 DIMENSIONS A	L1	S1	S2	压力等级 MPa
2BC-02-12WD	G1/8"X28	M12X1.5	6	WD-B02	8	22	14	14	31.5 轻系列 L
2BC-04-14WD	G1/4"X19	M14X1.5	8	WD-B04	12	23.6	19	17	
2BC-04-16WD	G1/4"X19	M16X1.5	10	WD-B04	12	24.7	19	19	
2BC-06-18WD	G3/8"X19	M18X1.5	12	WD-B06	12	29.1	22	22	
2BC-08-22WD	G1/2"X14	M22X1.5	15	WD-B08	14	30.4	27	27	
2BC-08-26WD	G1/2"X14	M26X1.5	18	WD-B08	14	34	27	32	
2BC-12-30WD	G3/4"X14	M30X2	22	WD-B12	16	34	32	36	16 轻系列 L
2BC-16-36WD	G1"X11	M36X2	28	WD-B16	18	36.8	41	41	
2BC-20-45WD	G1.1/4"X11	M45X2	35	WD-B20	20	44.6	50	50	
2BC-24-52WD	G1.1/2"X11	M52X2	42	WD-B24	22	46.5	55	60	
2BD-04-14WD	G1/4"X19	M14X1.5	6	WD-B04	12	26.1	19	17	63 重系列 S
2BD-04-16WD	G1/4"X19	M16X1.5	8	WD-B04	12	26.7	19	19	
2BD-06-18WD	G3/8"X19	M18X1.5	10	WD-B06	12	28.8	22	22	
2BD-06-20WD	G3/8"X19	M20X1.5	12	WD-B06	12	30.5	22	24	
2BD-08-22WD	G1/2"X14	M22X1.5	14	WD-B08	14	32.9	27	27	
2BD-08-24WD	G1/2"X14	M24X1.5	16	WD-B08	14	35.1	27	30	40 重系列 S
2BD-12-30WD	G3/4"X14	M30X2	20	WD-B12	16	35.5	32	36	
2BD-16-36WD	G1"X11	M36X2	25	WD-B16	18	42.4	41	46	
2BD-20-42WD	G1.1/4"X11	M42X2	30	WD-B20	20	47.5	50	50	
2BD-24-52WD	G1.1/2"X11	M52X2	38	WD-B24	22	49.45	55	60	31.5重系列S

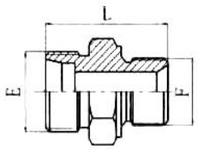

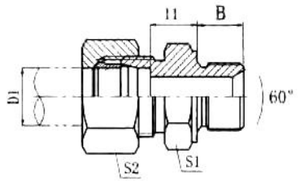

L1CM
L1DM

L1CM/RN
L1DM/RN

公制外螺纹60° 锥密封或
组合垫密封两用柱端
METRIC MALE 60° SEAT SEALING
OR BONDED SEAL STUD ENDS

代号 PART NO.	螺纹 THREAD E	螺纹 THREAD F	管子外径 TUBE O.D. D1	尺寸 DIMENSIONS B	l1	L	S1	S2	压力等级 MPa
1CM-12-10	M12X1.5	M10X1	6	8	9.5	24.5	14	14	31.5 轻系列 L
1CM-14-12	M14X1.5	M12X1.5	8	10	10	27	17	17	
1CM-14-18	M14X1.5	M18X1.5	8	12	11.5	30.5	24	17	
1CM-16-14	M16X1.5	M14X1.5	10	11	11	29	19	19	
1CM-16	M16X1.5	M16X1.5	10	12	12.5	31.5	22	19	
1CM-16-18	M16X1.5	M18X1.5	10	12	13	32	24	19	
1CM-16-22	M16X1.5	M22X1.5	10	14	15	36	27	19	
1CM-18-14	M18X1.5	M14X1.5	12	11	11	29	19	22	
1CM-18-16	M18X1.5	M16X1.5	12	12	12	31	22	22	
1CM-18	M18X1.5	M18X1.5	12	12	12.5	31.5	24	22	
1CM-18-22	M18X1.5	M22X1.5	12	14	14	35	27	22	
1CM-22-16	M22X1.5	M16X1.5	15	12	13.5	32.5	24	27	
1CM-22-18	M22X1.5	M18X1.5	15	12	13.5	32.5	24	27	
1CM-22	M22X1.5	M22X1.5	15	14	15	36	27	27	
1CM-26-18	M26X1.5	M18X1.5	18	12	14.5	34	27	32	
1CM-26-22	M26X1.5	M22X1.5	18	14	14.5	36	27	32	
1CM-30-22	M30X2	M22X1.5	22	14	16.5	38	32	36	16 轻系列 L
1CM-30-26	M30X2	M26X1.5	22	16	16.5	42	32	36	
1CM-30-27	M30X2	M27X2	22	16	18.5	42	32	36	
1CM-36-33	M36X2	M33X2	28	18	17.5	43	41	41	
1CM-45-42	M45X2	M42X2	35	20	21.5	52	50	50	
1CM-52-48	M52X2	M48X2	42	22	19	52	55	60	
1DM-14-12	M14X1.5	M12X1.5	6	10	12	29	17	17	63 重系列 S
1DM-16-14	M16X1.5	M14X1.5	8	11	13	31	19	19	
1DM-18-16	M18X1.5	M16X1.5	10	12	15	34.5	22	22	
1DM-20-18	M20X1.5	M18X1.5	12	12	17	36.5	24	24	
1DM-20-22	M20X1.5	M22X1.5	12	14	15.5	37	27	24	
1DM-22-20	M22X1.5	M20X1.5	14	14	17	39	27	27	
1DM-24-18	M24X1.5	M18X1.5	16	12	16.5	37	27	30	40 重系列 S
1DM-24-22	M24X1.5	M22X1.5	16	14	16.5	39	27	30	
1DM-30-27	M30X2	M27X2	20	16	18.5	45	32	36	
1DM-36-33	M36X2	M33X2	25	18	23	53	41	46	
1DM-42	M42X2	M42X2	30	20	23.5	57	50	50	25重系列S
1DM-52-48	M52X2	M48X2	38	22	26	64	55	60	

注：如需带卡套及卡套螺母整套订货，则请在代号后加“RN”，如1DM-20-18RN。
Note:In case if you are interested to order the adpter in complete set with cutting ring and nut,it is necessary to insert suffix“RN”after our part no.,for example 1DM-20-18RN。

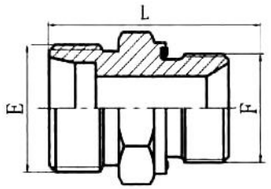

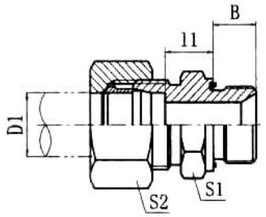

L1CM-WD
L1DM-WD

L1CM-WD/RN
L1DM-WD/RN

公制螺纹胶垫密封柱端
METRIC THREAD WITH CAPTIVE SEAL

代号 PART NO.	螺纹 THREAD E	螺纹 THREAD F	管子外径D1 TUBE O.D.	胶垫 SEAL	尺寸 DIMENSIONS B	l1	L	S1	S2	压力等级 MPa
1CM-12-10WD	M12X1.5	M10X1	6	WD-B02	8	9.5	24.5	14	14	31.5 轻系列 L
1CM-14-12WD	M14X1.5	M12X1.5	8	WD-M12	12	10.5	29.5	17	17	
1CM-16-12WD	M16X1.5	M12X1.5	10	WD-M12	12	11	30	17	19	
1CM-16-14WD	M16X1.5	M14X1.5	10	WD-B04	12	10	29	19	19	
1CM-16-18WD	M16X1.5	M18X1.5	10	WD-M18	12	12.5	31.5	24	19	
1CM-18-16WD	M18X1.5	M16X1.5	12	WD-M16	12	12.5	31.5	22	22	
1CM-18WD	M18X1.5	M18X1.5	12	WD-M18	12	12.5	31.5	24	22	
1CM-18-22WD	M18X1.5	M22X1.5	12	WD-M22	14	14	35	27	22	
1CM-22-18WD	M22X1.5	M18X1.5	15	WD-M18	12	14	33	24	27	
1CM-22WD	M22X1.5	M22X1.5	15	WD-M22	14	15	36	27	27	
1CM-26-22WD	M26X1.5	M22X1.5	18	WD-M22	14	14.8	36.3	27	32	
1CM-30-26WD	M30X2	M26X1.5	22	WD-B12	16	16.5	40	32	36	16 轻系列 L
1CM-30-27WD	M30X2	M27X2	22	WD-B12	16	16.5	40	32	36	
1CM-36-33WD	M36X2	M33X2	28	WD-B16	18	17.5	43	41	41	
1CM-45-42WD	M45X2	M42X2	35	WD-B20	20	17.5	48	50	50	
1CM-52-48WD	M52X2	M48X2	42	WD-B24	22	20	53	55	60	
1DM-14-12WD	M14X1.5	M12X1.5	6	WD-M12	12	13	32	17	17	63 重系列 S
1DM-16-14WD	M16X1.5	M14X1.5	8	WD-B04	12	15	34	19	19	
1DM-18-16WD	M18X1.5	M16X1.5	10	WD-M16	12	14.5	34	22	22	
1DM-20-18WD	M20X1.5	M18X1.5	12	WD-M18	12	17	36.5	24	24	
1DM-22-20WD	M22X1.5	M20X1.5	14	WD-M20	14	19	41	27	27	
1DM-24-22WD	M24X1.5	M22X1.5	16	WD-M22	14	18.5	41	27	30	40 重系列 S
1DM-30-27WD	M30X2	M27X2	20	WD-B12	16	20.5	47	32	36	
1DM-36-33WD	M36X2	M33X2	25	WD-B16	18	23	53	41	46	
1DM-42WD	M42X2	M42X2	30	WD-B20	20	23.5	57	50	50	
1DM-52-48WD	M52X2	M48X2	38	WD-B24	22	26	64	55	60	31.5重系列S

注：如需带卡套及卡套螺母整套订货，则请在代号后加“RN”，如1DM-20-18WD/RN。
Note:In case if you are interested to order the adpter in complete set with cutting ring and nut,it is necessary to insert suffix“RN”after our part no.,for example 1DM-20-18WD/RN。

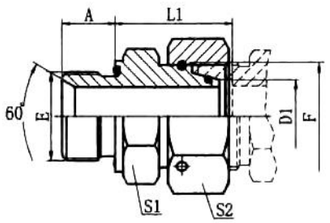

L2MC-WD
L2MD-WD

公制螺纹胶垫密封柱端 /
公制内螺纹24° 锥O形圈密封
METRIC THREAD WITH CAPTIVE SEAL /
METRIC FEMALE 24° CONE O–RING SEALING

代号 PART NO.	螺纹 THREAD		管子外径D1	胶垫 SEAL	尺寸 DIMENSIONS				压力等级 MPa
	E	F	TUBE O.D.		A	L1	S1	S2	
2MC-10-12WD	M10X1	M12X1.5	6	WD-B02	8	24.5	14	14	31.5 轻系列 L
2MC-12-14WD	M12X1.5	M14X1.5	8	WD-M12	12	26.5	17	17	
2MC-14-16WD	M14X1.5	M16X1.5	10	WD-B04	12	27.5	19	19	
2MC-16-18WD	M16X1.5	M18X1.5	12	WD-M16	12	30.5	22	22	
2MC-18-22WD	M18X1.5	M22X1.5	15	WD-M18	12	31.5	24	27	
2MC-22-26WD	M22X1.5	M26X1.5	18	WD-M22	14	31.5	27	32	
2MC-26-30WD	M26X1.5	M30X2	22	WD-B12	16	32.5	32	36	16 轻系列 L
2MC-33-36WD	M33X2	M36X2	28	WD-B16	18	35	41	41	
2MC-42-45WD	M42X2	M45X2	35	WD-B20	20	42.5	50	50	
2MC-48-52WD	M48X2	M52X2	42	WD-B24	22	46.5	55	60	
2MD-12-14WD	M12X1.5	M14X1.5	6	WD-M12	12	27	17	17	63 重系列 S
2MD-14-16WD	M14X1.5	M16X1.5	8	WD-B04	12	29.5	19	19	
2MD-16-18WD	M16X1.5	M18X1.5	10	WD-M16	12	32	22	22	
2MD-18-20WD	M18X1.5	M20X1.5	12	WD-M18	12	34	24	24	
2MD-20-22WD	M20X1.5	M22X1.5	14	WD-M20	14	36.5	27	27	
2MD-22-24WD	M22X1.5	M24X1.5	16	WD-M22	14	37	27	30	40 重系列 S
2MD-27-30WD	M27X2	M30X2	20	WD-B12	16	43	32	36	
2MD-33-36WD	M33X2	M36X2	25	WD-B16	18	48	41	46	
2MD-42-42WD	M42X2	M42X2	30	WD-B20	20	51	50	50	
2MD-48-52WD	M48X2	M52X2	38	WD-B24	22	60	55	60	31.5重系列S

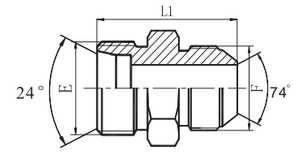

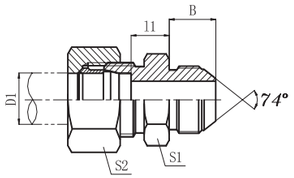

美制JIC 74°锥密封
JIC 74°CONE SEALING

L1CJ
L1DJ

L1CJ-RN
L1DJ-RN

代号 PART NO.	螺纹 THREAD		管子外径 TUBE O.D.	尺寸 DIMENSIONS					压力等级 MPa
	E	F	D1	B	I1	L1	S1	S2	
1CJ-12-04	M12X1.5	7/6"X20	6	14	8	29	12	14	31.5 轻系列 L
1CJ-14-04	M14X1.5	7/6"X20	8	14	8	29	14	17	
1CJ-14-06	M14X1.5	9/16"X18	8	14.1	8	29.1	17	17	
1CJ-16-06	M16X1.5	9/16"X18	10	14.1	8.9	30	17	19	
1CJ-18-06	M18X1.5	9/16"X18	12	14.1	9.9	31	19	22	
1CJ-18-08	M18X1.5	3/4"X16	12	16.7	10.3	34	22	22	
1CJ-22-08	M22X1.5	3/4"X16	15	16.7	10.8	34.5	24	27	
1CJ-22-10	M22X1.5	7/8"X14	15	19.3	11	37.3	24	27	
1CJ-26-10	M26X1.5	7/8"X14	18	19.3	11.7	38.5	27	32	
1CJ-26-12	M26X1.5	1.1/6"X12	18	21.9	11.6	41	30	32	
1CJ-30-12	M30X2	1.1/6"X12	22	21.9	13.6	43	32	36	16 轻系列 L
1CJ-36-16	M36X2	1.5/6"X12	28	23.1	14.5	45.1	41	41	
1CJ-45-20	M45X2	1.5/8"X12	35	24.3	14.7	49.5	46	50	
1CJ-52-20	M52X2	1.5/8"X12	42	24.3	16	51.3	55	60	
1CJ-52-24	M52X2	1.7/8"X12	42	27.5	16	54.5	55	60	
1DJ-14-04	M14X1.5	7/16"X20	6	14	11	32	14	17	63 重系列 S
1DJ-16-04	M16X1.5	7/16"X20	8	14	13	34	17	19	
1DJ-16-06	M16X1.5	9/16"X18	8	14.1	12.9	34	17	19	
1DJ-18-04	M18X1.5	7/16"X20	10	14	12.5	34	19	22	
1DJ-18-06	M18X1.5	9/6"X18	10	14.1	12.4	34	19	22	
1DJ-20-06	M20X1.5	9/6"X18	12	14.1	14.4	36	22	24	
1DJ-20-08	M20X1.5	3/4"X16	12	16.7	14.3	38.5	22	24	
1DJ-22-08	M22X1.5	3/4"X16	14	16.7	15.8	40.5	24	27	
1DJ-24-08	M24X1.5	3/4"X16	16	16.7	15.3	40.5	27	30	40 重系列 S
1DJ-24-10	M24X1.5	7/8"X16	16	19.3	15.2	43	27	30	
1DJ-30-12	M30X2	1.1/16"X12	20	21.9	17.6	50	32	36	
1DJ-36-12	M36X2	1.1/16"X12	25	21.9	20.1	54	38	46	
1DJ-36-16	M36X2	1.5/16"X12	25	23.1	19.9	55	38	46	
1DJ-42-20	M42X2	1.5/8"X12	30	24.3	20.2	58	46	50	
1DJ-52-24	M52X2	1.7/8"X12	38	27.5	23	66.5	55	60	31.5重系列S

注:如需带卡套及卡套螺母整套订货，则请在代号后加“RN”，如1DJ-20-08RN。
Note:In case if you are interested to orde the adapter in complete set with cutting ring and nut,it is necessary to inset suffix“RN”after our part no., for example 1DJ-20-08RN .

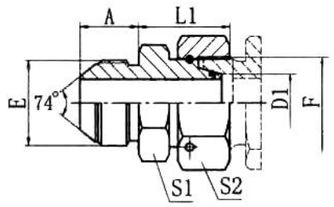

L2JC、2JD

美制JIC 74° 锥密封 / 公制内螺纹24° 锥O形圈密封
JIC 74° CONE SEALING /
METRIC FEMALE 24° CONE O–RING SEALING

代号 PART NO.	螺纹 THREAD E	螺纹 THREAD F	管子外径 TUBE O.D. D1	尺寸 DIMENSIONS A	L1	S1	S2			压力等级 MPa
2JC-04-12	7/16"X20	M12X1.5	6	14	22	14	14			31.5 轻系列 L
2JC-04-14	7/16"X20	M14X1.5	8	14	22.1	14	17			
2JC-05-14	1/2"X20	M14X1.5	8	14	22.1	14	17			
2JC-05-16	1/2"X20	M16X1.5	10	14	22.7	17	19			
2JC-06-14	9/16"X18	M14X1.5	8	14.1	22.5	17	17			
2JC-06-16	9/16"X18	M16X1.5	10	14.1	22.6	17	19			
2JC-06-18	9/16"X18	M18X1.5	12	14.1	25	17	22			
2JC-08-18	3/4"X16	M18X1.5	12	16.7	26.4	22	22			
2JC-08-22	3/4"X16	M22X1.5	15	16.7	28.3	22	27			
2JC-10-22	7/8"X14	M22X1.5	15	19.3	27.6	24	27			
2JC-10-26	7/8"X14	M26X1.5	18	19.3	31.2	27	32			
2JC-12-26	1.1/16"X12	M26X1.5	18	21.9	32.1	30	32			
2JC-12-30	1.1/16"X12	M30X2	22	21.9	33.6	30	36			16 轻系列 L
2JC-16-36	1.5/16X12	M36X2	28	23.1	36.4	36	41			
2JC-16-45	1.5/16X12	M45X2	35	23.1	41.4	41	50			
2JC-20-45	1.5/8"X12	M45X2	35	24.3	42.3	46	50			
2JC-20-52	1.5/8"X12	M52X2	42	24.3	46.4	50	60			
2JC-24-52	1.7/8"X12	M52X2	42	27.5	46.2	50	60			
2JD-04-14	7/16"X20	M14X1.5	6	14	22.1	14	17			63 重系列 S
2JD-04-16	7/16"X20	M16X1.5	8	14	22.7	17	19			
2JD-04-18	7/16"X20	M18X1.5	10	14	24.8	17	22			
2JD-05-18	1/2"X20	M18X1.5	10	14	24.8	17	22			
2JD-06-16	9/16"X18	M16X1.5	8	14.1	22.6	17	19			
2JD-06-18	9/16"X18	M18X1.5	10	14.1	24.7	17	22			
2JD-06-20	9/16"X18	M20X1.5	12	14.1	28.4	19	24			
2JD-06-22	9/16"X18	M22X1.5	14	14.1	28.8	22	27			
2JD-08-22	3/4"X16	M22X1.5	14	16.7	28.7	22	27			
2JD-08-24	3/4"X16	M24X1.5	16	16.7	30.9	24	30			40 重系列 S
2JD-10-30	7/8"X14	M30X2	20	19.3	33.7	30	36			
2JD-10-36	7/8"X14	M36X2	25	19.3	36.1	36	46			
2JD-12-30	1.1/16"X12	M30X2	20	21.9	34.6	30	36			
2JD-12-36	1.1/16"X12	M36X2	25	21.9	36.5	36	46			
2JD-16-42	1.5/16"X12	M42X2	30	23.1	41.9	41	50			
2JD-20-42	1.5/8"X12	M42X2	30	24.3	42.7	46	50			
2JD-20-52	1.5/8"X12	M52X2	38	24.3	46.15	50	60			
2JD-24-52	1.7/8"X12	M52X2	38	27.5	46.25	50	60			

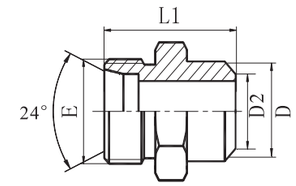

L1CW
L1DW

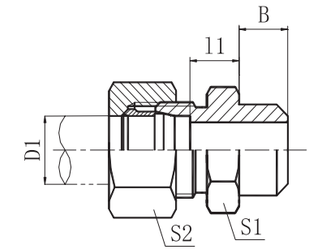

L1CW-RN
L1DW-RN

焊接接头
WELD FITTINGS

代号 PART NO.	螺纹 THREAD E	管子外径 TUBE O.D. D1	D2	尺寸 DIMENSIONS B	D	l1	L1	S1	S2	压力等级 MPa
1CW-12-06	M12X1.5	6	6	7	10	7	21	12	14	31.5 轻系列 L
1CW-14-08	M14X1.5	8	8	8	12	8	23	14	17	
1CW-16-10	M16X1.5	10	10	8	14	10	25	17	19	
1CW-18-12	M18X1.5	12	12	8	16	10	25	19	22	
1CW-22-15	M22X1.5	15	15	10	19	11	28	22	27	
1CW-26-18	M26X1.5	18	18	10	22	13.5	31	27	32	
1CW-26-22	M26X1.5	18	22	12	27	11.5	31	27	32	16 轻系列 L
1CW-30-22	M30X2	22	22	12	27	13.5	33	32	36	
1CW-30-25	M30X2	22	25	12	29	13.5	33	32	36	
1CW-36-28	M36X2	28	28	12	32	14.5	34	41	41	
1CW-45-35	M45X2	35	35	14	40	18.5	43	46	50	
1CW-52-42	M52X2	42	42	16	46	19	46	55	60	
1DW-14-06	M14X1.5	6	6	7	11	11	25	14	17	63 重系列 S
1DW-16-08	M16X1.5	8	8	8	13	13	28	17	19	
1DW-18-10	M18X1.5	10	10	8	15	12.5	28	19	22	
1DW-20-12	M20X1.5	12	12	10	17	14.5	32	22	24	
1DW-22-14	M22X1.5	14	14	10	19	16	34	24	27	
1DW-24-16	M24X1.5	16	16	10	21	16.5	35	27	30	40 重系列 S
1DW-30-20	M30X2	20	20	12	26	17.5	40	32	36	
1DW-36-25	M36X2	25	25	12	32	20	44	41	46	
1DW-42-30	M42X2	30	30	14	37	20.5	48	46	50	
1DW-52-38	M52X2	38	38	16	44	22	54	55	60	31.5重系列S

注:如需带卡套及卡套螺母整套订货，则请在代号后加“RN”，如1DW-20-12RN。
Note:In case if you are interested to orde the adapter in complete set with cutting ring and nut,it is necessary to inset suffix“RN”after our part no., for example 1DW-20-12RN .

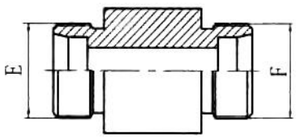

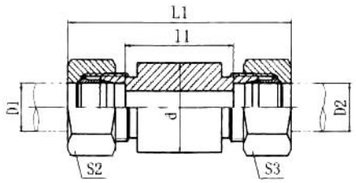

圆柱过板接头

CYLINDER STRAIGHT BULKHEAD

L1C-Y
L1D-Y

L1C-Y/RN
L1D-Y/RN

代号 PART NO.	螺纹 THREAD E	螺纹 THREAD F	管子外径 TUBE O.D. D1	管子外径 TUBE O.D. D2	尺寸 DIMENSIONS l1	尺寸 DIMENSIONS L1	尺寸 DIMENSIONS d	尺寸 DIMENSIONS S2,S3		压力等级 MPa
1C-12Y	M12X1.5	M12X1.5	6	6	56	85	18	14		31.5 轻系列 L
1C-14Y	M14X1.5	M14X1.5	8	8	56	85	20	17		
1C-16Y	M16X1.5	M16X1.5	10	10	58	87	22	19		
1C-18Y	M18X1.5	M18X1.5	12	12	58	87	25	22		
1C-22Y	M22X1.5	M22X1.5	15	15	70	100	28	27		
1C-26Y	M26X1.5	M26X1.5	18	18	69	101	32	32		
1C-30Y	M30X2	M30X2	22	22	73	105	36	36		16 轻系列 L
1C-36Y	M36X2	M36X2	28	28	73	106	40	41		
1C-45Y	M45X2	M45X2	35	35	71	114	50	50		
1C-52Y	M52X2	M52X2	42	42	70	115	60	60		
1D-14Y	M14X1.5	M14X1.5	6	6	60	89	20	17		63 重系列 S
1D-16Y	M16X1.5	M16X1.5	8	8	60	89	22	19		
1D-18Y	M18X1.5	M18X1.5	10	10	59	91	25	22		
1D-20Y	M20X1.5	M20X1.5	12	12	59	91	28	24		
1D-22Y	M22X1.5	M22X1.5	14	14	72	107	30	27		
1D-24Y	M24X1.5	M24X1.5	16	16	71	107	35	30		40 重系列 S
1D-30Y	M30X2	M30X2	20	20	71	114	38	36		
1D-36Y	M36X2	M36X2	25	25	72	120	45	46		
1D-42Y	M42X2	M42X2	30	30	73	126	50	50		
1D-52Y	M52X2	M52X2	38	38	72	133	60	60		31.5重系列S

注：如需带卡套及卡套螺母整套订货，则请在代号后加“RN”，如1DM-20-18RN。
Note:In case if you are interested to order the adpter in complete set with cutting ring and nut,it is necessary to insert suffix“RN”after our part no.,for example 1DM-20-18RN。

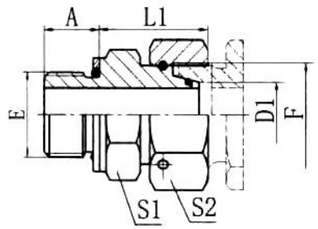

L2GC、2GD

英管螺纹O形圈密封柱端 / 公制内螺纹24° 锥O形圈密封

BSP THREAD STUD ENDS WITH O–RING SEALING / METRIC FEMALE 24° CONE O–RING SEALING

代号 PART NO.	螺纹 THREAD E	螺纹 THREAD F	管子外径 TUBE O.D. D1	尺寸 DIMENSIONS A	尺寸 DIMENSIONS L1	尺寸 DIMENSIONS S1	尺寸 DIMENSIONS S2			压力等级 MPa
2GC-02-12	G1/8"X28	M12X1.5	6	9.5	23.5	14	14			31.5 轻系列 L
2GC-04-14	G1/4"X19	M14X1.5	8	11	24.1	19	17			
2GC-04-16	G1/4"X19	M16X1.5	10	11	24.2	19	19			
2GC-06-18	G3/8"X19	M18X1.5	12	11.5	29.1	22	22			
2GC-08-22	G1/2"X14	M22X1.5	15	14	33	27	27			
2GC-08-26	G1/2"X14	M26X1.5	18	14	35	27	32			
2GC-12-30	G3/4"X14	M30X2	22	15.5	34.5	32	36			16 轻系列 L
2GC-16-36	G1"X11	M36X2	28	18	36.8	41	41			
2GC-20-45	G1.1/4"X11	M45X2	35	20	47.6	50	50			
2GC-24-52	G1.1/2"X11	M52X2	42	21.5	46.5	55	60			
2GD-04-14	G1/4"X19	M14X1.5	6	11	24.1	19	17			63 重系列 S
2GD-04-16	G1/4"X19	M16X1.5	8	11	24.7	19	19			
2GD-06-18	G3/8"X19	M18X1.5	10	11.5	27.1	22	22			
2GD-06-20	G3/8"X19	M20X1.5	12	11.5	28	22	24			
2GD-08-22	G1/2"X14	M22X1.5	14	14	32.9	27	27			
2GD-08-24	G1/2"X14	M24X1.5	16	14	35.1	27	30			40 重系列 S
2GD-12-30	G3/4"X14	M30X2	20	15.5	37.5	32	36			
2GD-16-36	G1"X11	M36X2	25	18	41.4	41	46			
2GD-20-42	G1.1/4"X11	M42X2	30	20	44.6	50	50			
2GD-24-52	G1.1/2"X11	M52X2	38	21.5	48.45	55	60			31.5重系列S

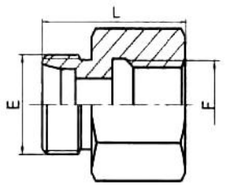

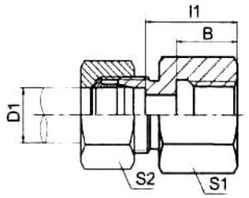

L5CB
L5DB

L5CB/RN
L5DB/RN

英管内螺纹

BSP FEMALE

代号 PART NO.	螺纹 THREAD E	螺纹 THREAD F	管子外径 TUBE O.D. D1	尺寸 DIMENSIONS B	l1	L	S1	S2	压力等级 MPa
5CB-12-02	M12X1.5	G1/8"X28	6	14	20	27	14	14	31.5 轻系列 L
5CB-12-04	M12X1.5	G1/4"X19	6	16	23	30	19	14	
5CB-14-04	M14X1.5	G1/4"X19	8	17	24	31	19	17	
5CB-14-06	M14X1.5	G3/8"X19	8	17	25	32	22	17	
5CB-14-08	M14X1.5	G1/2"X14	8	20	29	36	27	17	
5CB-16-04	M16X1.5	G1/4"X19	10	17	25	32	19	19	
5CB-16-06	M16X1.5	G3/8"X19	10	17	26	33	22	19	
5CB-16-08	M16X1.5	G1/2"X14	10	20	30	37	27	19	
5CB-18-04	M18X1.5	G1/4"X19	12	17	24	31	19	22	
5CB-18-06	M18X1.5	G3/8"X19	12	17	26	33	22	22	
5CB-18-08	M18X1.5	G1/2"X14	12	20	30	37	27	22	
5CB-22-06	M22X1.5	G3/8"X19	15	17	26	33	24	27	
5CB-22-08	M22X1.5	G1/2"X14	15	20	31	38	27	27	
5CB-26-08	M26X1.5	G1/2"X14	18	20	30.5	38	27	32	
5CB-30-12	M30X2	G3/4"X14	22	22	35.5	43	36	36	16 轻系列 L
5CB-36-16	M36X2	G1"X11	28	24.5	38	45.5	41	41	
5CB-45-20	M45X2	G1.1/4"X11	35	26.5	41	51.5	50	50	
5CB-52-24	M52X2	G1.1/2"X11	42	28.5	42.5	53.5	55	60	
5DB-14-04	M14X1.5	G1/4"X19	6	17	26	33	19	17	63 重系列 S
5DB-16-04	M16X1.5	G1/4"X19	8	17	26	33	19	19	
5DB-18-06	M18X1.5	G3/8"X19	10	17	26.5	34	22	22	
5DB-20-06	M20X1.5	G3/8"X19	12	17	27.5	35	24	24	
5DB-20-08	M20X1.5	G1/2"X14	12	20	30.5	38	27	24	
5DB-22-08	M22X1.5	G1/2"X14	14	20	32	40	27	27	
5DB-24-08	M24X1.5	G1/2"X14	16	20	31.5	40	27	30	40 重系列 S
5DB-30-12	M30X2	G3/4"X14	20	22	34.5	45	36	36	
5DB-36-16	M36X2	G1"X11	25	24.5	37.5	49.5	41	46	
5DB-42-20	M42X2	G1.1/4"X11	30	26.5	42	55.5	50	50	
5DB-52-24	M52X2	G1.1/2"X11	38	28.5	43.5	59.5	55	60	31.5重系列S

注：如需带卡套及卡套螺母整套订货，则请在代号后加“RN”，如5CB-45-20RN。
Note:In case if you are interested to order the adpter in complete set with cutting ring and nut,it is necessary to insert suffix “RN” after our part no.,for example 5CB-45-20RN。

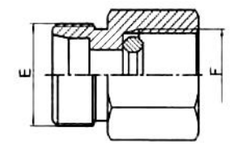

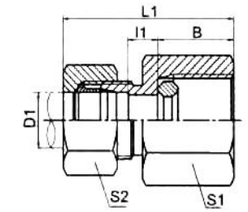

L5CB-GDK
L5DB-GDK

L5CB-GDK/RN
L5DB-GDK/RN

钢垫密封英管压力表接头

BSP PRESSURE GAUGE CONNECTOR WITH DKI SEALING RING

代号 PART NO.	螺纹 THREAD E	螺纹 THREAD F	管子外径 TUBE O.D. D1	尺寸 DIMENSIONS l1	L1	B	S1	S2	密封钢垫 SEALING PRING DKI	压力等级 MPa
5CB-12-04GDK	M12X1.5	G1/4"X19	6	7.5	37	14.5	19	14	DP-B04DK	31.5 轻系列 L
5CB-14-04GDK	M14X1.5	G1/4"X19	8	7.5	37	14.5	19	17	DP-B04DK	
5CB-16-04GDK	M16X1.5	G1/4"X19	10	8.5	38	14.5	19	19	DP-B04DK	
5CB-18-04GDK	M18X1.5	G1/4"X19	12	8.5	38	14.5	19	22	DP-B04DK	
5DB-14-08GDK	M14X1.5	G1/2"X14	6	11	46	20	27	17	DP-B08DK	63 重系列 S
5DB-16-08GDK	M16X1.5	G1/2"X14	8	11	46	20	27	19	DP-B08DK	
5DB-18-08GDK	M18X1.5	G1/2"X14	10	10.5	47	20	27	22	DP-B08DK	
5DB-20-08GDK	M20X1.5	G1/2"X14	12	10.5	47	20	27	24	DP-B08DK	

注：如需带卡套及卡套螺母整套订货，则请在代号后加“RN”，如5CB-18-04GDK/RN。
Note:In case if you are interested to order the adpter in complete set with cutting ring and nut,it is necessary to insert suffix “RN” after our part no.,for example 5CB-18-04GDK/RN。

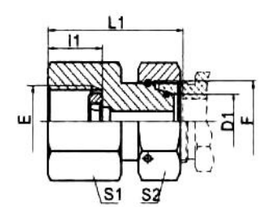

L7BC-GDK/S
L7BD-GDK/S

钢垫密封英管压力表接头

BSP PRESSURE GAUGE CONNECTOR WITH DKI SEALING RING

代号 PART NO.	螺纹 THREAD E	螺纹 THREAD F	管子外径 TUBE O.D. D1	尺寸 DIMENSIONS l1	L1	S1	S2	密封钢垫 SEALING PRING DKI	压力等级 MPa
7BC-04-12GDK/S	G1/4"X19	M12X1.5	6	14.5	35.5	19	14	DP-B04DK	31.5 轻系列 L
7BC-04-14GDK/S	G1/4"X19	M14X1.5	8	14.5	35.5	19	17	DP-B04DK	
7BC-04-16GDK/S	G1/4"X19	M16X1.5	10	14.5	36	19	19	DP-B04DK	
7BC-04-18GDK/S	G1/4"X19	M18X1.5	12	14.5	36	19	22	DP-B04DK	
7BD-04-14GDK/S	G1/4"X19	M14X1.5	6	14.5	35.5	19	17	DP-B04DK	63 重系列 S
7BD-04-16GDK/S	G1/4"X19	M16X1.5	8	14.5	35.5	19	19	DP-B04DK	
7BD-04-18GDK/S	G1/4"X19	M18X1.5	10	14.5	36	19	22	DP-B04DK	
7BD-04-20GDK/S	G1/4"X19	M20X1.5	12	14.5	39	19	24	DP-B04DK	
7BD-08-14GDK/S	G1/2"X14	M14X1.5	6	20	42.5	27	17	DP-B08DK	
7BD-08-16GDK/S	G1/2"X14	M16X1.5	8	20	43	27	19	DP-B08DK	
7BD-08-18GDK/S	G1/2"X14	M18X1.5	10	20	43.5	27	22	DP-B08DK	
7BD-08-20GDK/S	G1/2"X14	M20X1.5	12	20	45	27	24	DP-B08DK	

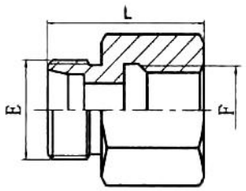

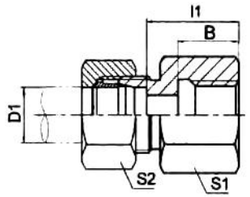

公制内螺纹

METRIC FEMALE

L5CM
L5DM

L5CM/RN
L5DM/RN

代号 PART NO.	螺纹 THREAD E	螺纹 THREAD F	管子外径 TUBE O.D. D1	尺寸 DIMENSIONS B	l1	L	S1	S2	压力等级 MPa
5CM-12-10	M12X1.5	M10X1	6	12.5	19.5	26.5	14	14	25 轻系列 L
5CM-14-12	M14X1.5	M12X1.5	8	17	24	31	17	17	
5CM-16-14	M16X1.5	M14X1.5	10	17	25	32	19	19	
5CM-18-16	M18X1.5	M16X1.5	12	17	26	33	22	22	
5CM-22-18	M22X1.5	M18X1.5	15	17	28	35	24	27	
5CM-26-22	M26X1.5	M22X1.5	18	19	29.5	37	30	32	
5CM-30-26	M30X2	M26X1.5	22	21	34.5	42	32	36	16 轻系列 L
5CM-36-33	M36X2	M33X2	28	24	37.5	45	41	41	
5CM-45-42	M45X2	M42X2	35	26	40.5	51	55	50	
5CM-52-48	M52X2	M48X2	42	28	42	53	60	60	
5DM-14-12	M14X1.5	M12X1.5	6	17	26	33	17	17	63 重系列 S
5DM-16-14	M16X1.5	M14X1.5	8	17	26	33	19	19	
5DM-18-16	M18X1.5	M16X1.5	10	17	26.5	34	22	22	
5DM-20-18	M20X1.5	M18X1.5	12	17	27.5	35	24	24	
5DM-22-20	M22X1.5	M20X1.5	14	19	31	39	27	27	
5DM-24-22	M24X1.5	M22X1.5	16	19	30.5	39	30	30	40 重系列 S
5DM-30-27	M30X2	M27X2	20	22	34.5	45	36	36	
5DM-36-33	M36X2	M33X2	25	24	37	49	41	46	
5DM-42	M42X2	M42X2	30	26	41.5	55	55	50	
5DM-52-48	M52X2	M48X2	38	28	43	59	60	60	25重系列S

注：如需带卡套及卡套螺母整套订货，则请在代号后加“RN”，如5DM-30-27RN。
Note:In case if you are interested to order the adpter in complete set with cutting ring and nut,it is necessary to insert suffix“RN”after our part no.,for example 5DM-30-27RN。

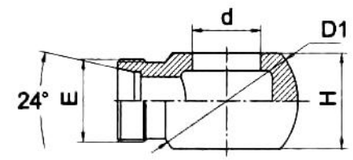

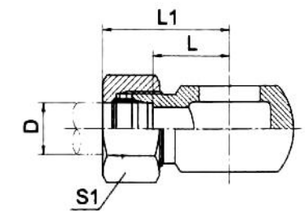

英管螺纹铰接接头

BSP BANJO

L1CI-B
L1DI-B

L1CI-B/RN
L1DI-B/RN

代号 PART NO.	螺纹 THREAD E	管子外径D TUBE O.D.	配用螺栓 BOLT	尺寸 DIMENSIONS D1	d	H	L	L1	S1	压力等级 MPa
1CI-12-B02	M12X1.5	6	720B-02	24	9.9	16	15	30	14	16 轻系列 L
1CI-14-B04	M14X1.5	8	720B-04	24	13.3	15	16	31	17	
1CI-16-B04	M16X1.5	10	720B-04	24	13.3	15	18	33	19	
1CI-18-B06	M18X1.5	12	720B-06	29	16.7	20	22	37	22	10 轻系列 L
1CI-22-B08	M22X1.5	15	720B-08	38	21	25	26	41	27	
1CI-26-B08	M26X1.5	18	720B-08	38	21	25	27	42	32	
1CI-30-B12	M30X2	22	720B-12	48	26.5	26.5	31	47	36	
1DI-14-B04	M14X1.5	6	720B-04	24	13.3	15	17.5	32	17	16 重系列S
1DI-16-B04	M16X1.5	8	720B-04	24	13.3	15	19	34	19	
1DI-18-B06	M18X1.5	10	720B-06	29	16.7	20	23	38	22	10 重系列 S
1DI-20-B06	M20X1.5	12	720B-06	29	16.7	20	24	39	24	
1DI-22-B08	M22X1.5	14	720B-08	38	21	25	27	42	27	
1DI-24-B08	M24X1.5	16	720B-08	38	21	25	28	43	30	
1DI-30-B12	M30X2	20	720B-12	48	31	26.5	32	49	36	

注：如需带卡套及卡套螺母整套订货，则请在代号后加“RN”，如1DI-30-B12/RN。
Note:In case if you are interested to order the adpter in complete set with cutting ring and nut,it is necessary to insert suffix“RN”after our part no.,for example 1DI-30-B12/RN。

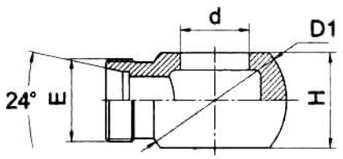

L1CI
L1DI

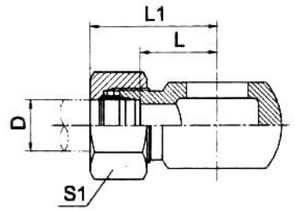

L1CI/RN
L1DI/RN

公制螺纹铰接接头 DIN 7642
METRIC BANJO DIN 7642

代号 PART NO.	螺纹 THREAD E		管子外径D TUBE O.D.	配用螺栓 BOLT	尺寸 DIMENSIONS D1	d	H	L	L1	S1	压力等级 MPa
1CI-12-10	M12X1.5		6	700M-10	17	10	10	16	31	14	16 轻系列 L
1CI-14-12	M14X1.5		8	700M-12	20	12	12	18.5	33	17	
1CI-16-14	M16X1.5		10	700M-14	24	14	14	20.5	35	19	
1CI-18-16	M18X1.5		12	700M-16	28	16	16	22	37	22	10 轻系列 L
1CI-22-18	M22X1.5		15	700M-18	32	18	20	23	38	27	
1CI-26-22	M26X1.5		18	700M-22	39	22	25	27.5	43.5	32	
1CI-30-26	M30X2		22	700M-26	46	26	30	34	50.5	36	
1DI-14-12	M14X1.5		6	700M-12	20	12	12	20.5	35	17	16 重系列S
1DI-16-14	M16X1.5		8	700M-14	24	14	14	22.5	36	19	
1DI-18-16	M18X1.5		10	700M-16	28	16	16	23	39.5	22	10 重系列 S
1DI-20-18	M20X1.5		12	700M-18	32	18	20	25	41	24	
1DI-22-18	M22X1.5		14	700M-18	32	20	20	28	46	27	
1DI-24-22	M24X1.5		16	700M-22	39	22	25	28.5	46.5	30	
1DI-30-26	M30X2		20	700M-26	46	26	30	37	58.5	36	

注：如需带卡套及卡套螺母整套订货，则请在代号后加“RN”，如1DI-30-26/RN。
Note:In case if you are interested to order the adpter in complete set with cutting ring and nut,it is necessary to insert suffix“RN”after our part no.,for example 1DI-30-26RN。

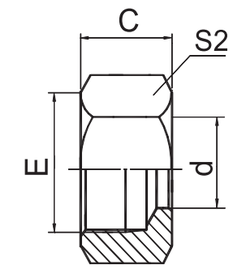

LNL

卡套螺母
RETAINING NUTS

代号 PART NO.	螺纹 THREAD E		管子外径 TUBE O.D.	尺寸 DIMENSIONS C	d	S2				压力等级 MPa
NL-12	M12X1.5		6	14.5	6.1	14				轻系列L
NL-14	M14X1.5		8	14.5	8.1	17				
NL-16	M16X1.5		10	15.5	10.1	19				
NL-18	M18X1.5		12	15.5	12.1	22				
NL-22	M22X1.5		15	17	15.1	27				
NL-26	M26X1.5		18	18	18.1	32				
NL-30	M30X2		22	20	22.1	36				
NL-36	M36X2		28	21	28.1	41				
NL-45	M45X2		35	24	35.2	50				
NL-52	M52X2		42	24	42.2	60				

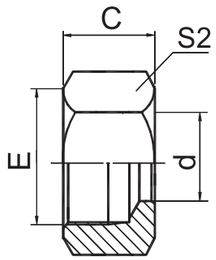

LNS

卡套螺母

RETAINING NUTS

代号 PART NO.	螺纹 THREAD E	管子外径 TUBE O.D.	尺寸 DIMENSIONS C	d	S2	压力等级 MPa
NS-14	M14X1.5	6	16.5	6.1	17	重系列S
NS-16	M16X1.5	8	16.5	8.1	19	
NS-18	M18X1.5	10	17.5	10.1	22	
NS-20	M20X1.5	12	17.5	12.1	24	
NS-22	M22X1.5	14	20.5	14.1	27	
NS-24	M24X1.5	16	20.5	16.3	30	
NS-30	M30X2	20	24	20.1	36	
NS-36	M36X2	25	27	25.1	46	
NS-42	M42X2	30	29	30.2	50	
NS-52	M52X2	38	32.5	38.2	60	

BI LENLEX®

公制螺纹卡套接头 METRIC THREAD BITE TYPE TUBE ADAPTERS

B

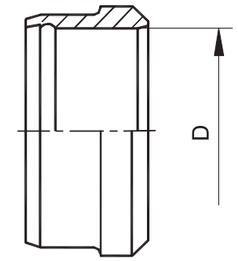

LRL LRS

卡套

CUTTING RING

代号 PART NO.	管子外径 D TUBE O.D.	尺寸 DIMENSIONS	压力等级 MPa
RL-06	6		轻系列/重系列 L/S
RL-08	8		
RL-10	10		
RL-12	12		
RL-15	15		轻系列 L
RL-18	18		
RL-22	22		
RL-28	28		
RL-36	35		
RL-42	42		
RS-06	6		重系列 S
RS-08	8		
RS-10	10		
RS-12	12		
RS-14	14		
RS-16	16		
RS-20	20		
RS-25	25		
RS-30	30		
RS-38	38		

BI LENLEX®

公制螺纹74° 锥面扩口密封接头 Metric Thread 74° Cone Flared Tube Adapters

C

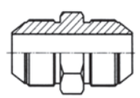 L1Q C02	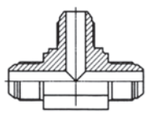 LAQ C03	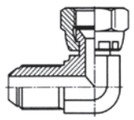 L2Q9 C03	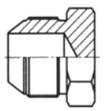 L4Q C04	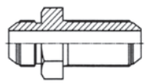 L6Q C05	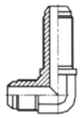 L6Q9 C06
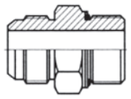 L1QH C07	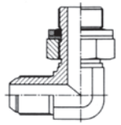 L1QH9-OG C08	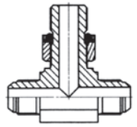 LAQHQ-OG C09	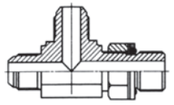 LAQQH-OG C10	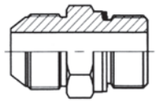 L1QG C11	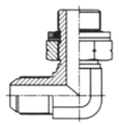 L1QG9-OG C11
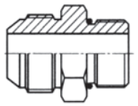 L1QO C12	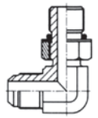 L1QO9-OG C12	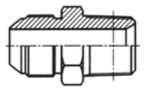 L1QN C13	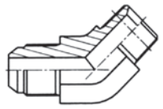 L1QN4 C14	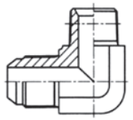 L1QN9 C15	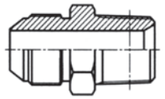 L1QT-SP C16
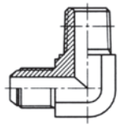 L1QT9-SP C17	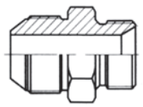 L1QB C18	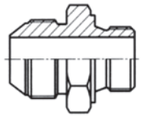 L1QL C19	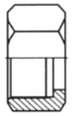 LNB200-Q C20	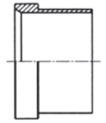 LNB500-Q C20	

C

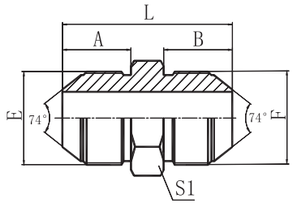

L1Q

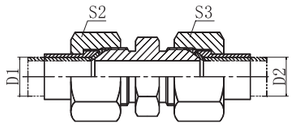

L1Q-RN

公制外螺纹74° 外锥
METRIC MALE 74° CONE

代号 PART NO.	螺纹 THREAD		管子外径 TUBE O.D.		尺寸 DIMENSIONS				
	E	F	D1,D2		A	B	L	S1	S2,S3
1Q-10	M10X1	M10X1	5		12	12	30	12	14
1Q-12	M12X1.5	M12X1.5	6		15.7	15.7	37.5	14	14
1Q-14	M14X1.5	M14X1.5	8		17	17	40	17	17
1Q-16	M16X1.5	M16X1.5	10		18	18	42	17	22
1Q-18	M18X1.5	M18X1.5	12		18	18	42	19	24
1Q-22	M22X1.5	M22X1.5	14		19.5	19.5	47	24	27
1Q-24	M24X1.5	M24X1.5	16		20	20	50	27	30
1Q-27	M27X1.5	M27X1.5	18		20	20	50	30	32
1Q-30	M30X1.5	M30X1.5	20		23	23	57	32	36
1Q-30E	M30X2	M30X2	20		26	26	63	32	36
1Q-33	M33X2	M33X2	22		26	26	63	36	38
1Q-36	M36X2	M36X2	25		26	26	63	38	41
1Q-39	M39X2	M39X2	28		26	26	65	41	46
1Q-42	M42X2	M42X2	32		28.5	28.5	70	46	50
1Q-45	M45X2	M45X2	34		28.5	28.5	70	46	55

注:如需带衬套及螺母整套订货，则请在代号后加“RN”如1Q-18RN，衬套代号NB500-Q，螺母代号NB200-Q。
Note:In case is you are interested to order the adapter in complete set with sleeve and nut,it is necessary to insert suffix“RN”affer our part no., for example 1Q-18RN,The sleeve no.,is NB500-Q and the unt no.,is NB200-Q.

HENLEX®

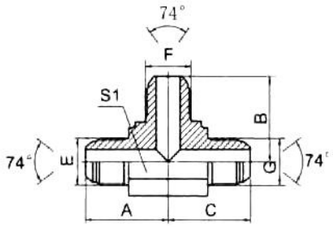

LAQ

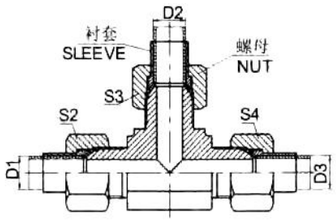

LAQ-RN

公制外螺纹74° 外锥三通

METRIC MALE 74° CONE TEE

代号 PART NO.	螺纹 THREAD			管子外径 TUBE O.D.		尺寸 DIMENSIONS				
	E	F	G	D1,D2,D3		A	B	C	S1	S2,S3,S4
AQ-14	M14X1.5	M14X1.5	M14X1.5	8		27	27	27	14	17
AQ-16	M16X1.5	M16X1.5	M16X1.5	10		29.5	29.5	29.5	16	22
AQ-18	M18X1.5	M18X1.5	M18X1.5	12		34	34	34	19	24
AQ-22	M22X1.5	M22X1.5	M22X1.5	14		37.5	37.5	37.5	22	27
AQ-27	M27X1.5	M27X1.5	M27X1.5	18		41.5	41.5	41.5	27	32
AQ-30	M30X1.5	M30X1.5	M30X1.5	20		42.8	42.8	42.8	30	36
AQ-33	M33X2	M33X2	M33X2	22		49.5	49.5	49.5	33	38

注:如需带衬套及螺母整套订货，则请在代号后加“RN”如AQ-18RN，衬套代号NB500-Q，螺母代号NB200-Q。
Note:In case is you are interested to order the adapter in complete set with sleeve and nut,it is necessary to insert suffix“RN”affer our part no., for example AQ-18RN,The sleeve no.,is NB500-Q and the unt no.,is NB200-Q.

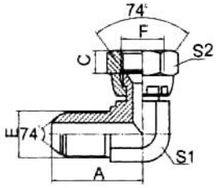

L2Q9

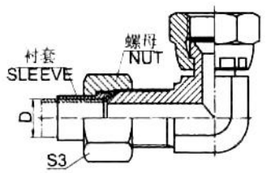

L2Q9-RN

公制外螺纹74° 外锥 / 公制内螺纹74° 内锥

METRIC MALE 74° CONE / METRIC FEMALE 74° SEAT

代号 PART NO.	螺纹 THREAD		管子外径 TUBE O.D.		尺寸 DIMENSIONS				
	E	F	D		A	C	S1	S2	S3
2Q9-14	M14X1.5	M14X1.5	8		30.2	8.5	14	19	17
2Q9-16	M16X1.5	M16X1.5	10		32.5	9	16	22	22
2Q9-18	M18X1.5	M18X1.5	12		34	9.5	19	24	24
2Q9-22	M22X1.5	M22X1.5	14		37.5	10	22	27	27
2Q9-27	M27X1.5	M27X1.5	18		41.5	10	27	32	32
2Q9-30	M30X1.5	M30X1.5	20		45.8	11	30	36	36
2Q9-33	M33X2	M33X2	22		49.5	13	33	41	38
2Q9-36	M36X2	M36X2	25		51.5	13	36	41	41
2Q9-39	M39X2	M39X2	28		55.5	13.5	41	46	46
2Q9-45	M45X2	M45X2	34		62.5	13.2	48	50	55

注:如需带衬套及螺母整套订货，则请在代号后加“RN”如2Q9-18RN，衬套代号NB500-Q，螺母代号NB200-Q。
Note:In case is you are interested to order the adapter in complete set with sleeve and nut,it is necessary to insert suffix“RN”affer our part no., for example 2Q9-18RN ,The sleeve no.,is NB500-Q and the unt no.,is NB200-Q.

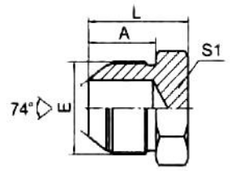

L4Q

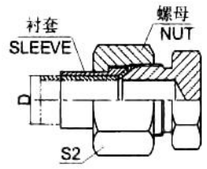

L4Q-RN

公制外螺纹74° 外锥堵头

METRIC MALE 74° CONE PLUG

代号 PART NO.	螺纹 THREAD		管子外径 TUBE O.D.		尺寸 DIMENSIONS				
	E		D		A	L	S1	S2	
4Q-10	M10X1		5		12	18	12	14	
4Q-12	M12X1.5		6		15.7	21.5	14	14	
4Q-14	M14X1.5		8		17	23	17	17	
4Q-16	M16X1.5		10		18	24	17	22	
4Q-18	M18X1.5		12		18	24	19	24	
4Q-22	M22X1.5		14		19.5	27.5	24	27	
4Q-24	M24X1.5		16		20	30	27	30	
4Q-27	M27X1.5		18		20	30	30	32	
4Q-30	M30X1.5		20		23	34	32	36	
4Q-30E	M30X2		20		26	37	32	36	
4Q-33	M33X2		22		26	37	36	38	
4Q-36	M36X2		25		26	38	38	41	
4Q-39	M39X2		28		26	39	41	46	
4Q-42	M42X2		32		28.5	41.5	46	50	
4Q-45	M45X2		34		28.5	41.5	46	55	

注:如需带衬套及螺母整套订货，则请在代号后加“RN”如4Q-18RN，衬套代号NB500-Q，螺母代号NB200-Q。
Note:In case is you are interested to order the adapter in complete set with sleeve and nut,it is necessary to insert suffix“RN”affer our part no., for example 4Q-18RN ,The sleeve no.,is NB500-Q and the unt no.,is NB200-Q.

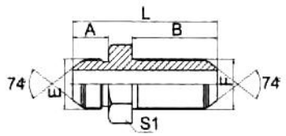

L6Q

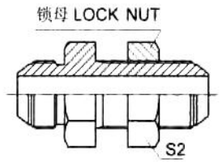

L6Q-LN

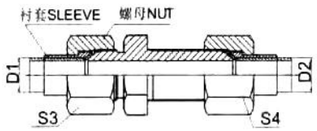

L6Q-RN

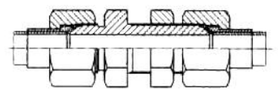

L6Q-LN/RN

公制外螺纹74° 外锥过板接头

METRIC MALE 74° CONE BULKHEAD

代号 PART NO.	螺纹 THREAD		管子外径 TUBE O.D.		尺寸 DIMENSIONS					
	E	F	D1,D2		A	B	L	S1	S2	S3,S4
6Q-10	M10X1	M10X1	5		12.5	34	52.5	14	14	14
6Q-12	M12X1.5	M12X1.5	6		15.7	38	59.7	17	17	14
6Q-14	M14X1.5	M14X1.5	8		17	40	64	19	19	17
6Q-16	M16X1.5	M16X1.5	10		18	41	65	19	22	22
6Q-18	M18X1.5	M18X1.5	12		18	43	69	24	24	24
6Q-22	M22X1.5	M22X1.5	14		19.5	44	73.5	27	27	27
6Q-24	M24X1.5	M24X1.5	16		20	45	75	27	30	30
6Q-27	M27X1.5	M27X1.5	18		20	48	78	30	32	32
6Q-30	M30X1.5	M30X1.5	20		23	53	87	34	36	36
6Q-33	M33X2	M33X2	22		26	55	92	36	41	38
6Q-36	M36X2	M36X2	25		25	56	94	41	41	41
6Q-39	M39X2	M39X2	28		26	58	97	41	46	46
6Q-42	M42X2	M42X2	32		28.5	59	102.5	50	50	50
6Q-45	M45X2	M45X2	34		28.5	60	103.5	50	55	55

注：如需带锁母订货，则请在代号后加“LN”，如6Q-18LN； 如需带衬套及螺母整套订货，则请在代号后加“RN”，如6Q-18RN；如需带锁母、衬套及螺母订货，在代号后加“LN/RN”，如6Q-18LN/RN；衬套代号NB500-Q，螺母代号NB200-Q，锁母代号8C。
Note: In case if you are interested to order the adapter with lock nut, please insert suffix "LN" after our part NO., for example 6Q-18LN; order the adapter with sleeve and nut, please insert suffix "LN" after our part NO., for example 6Q-18RN; order the adapter with lock nut and sleeve and nut, insert suffix "LN/RN" after part NO., for example 6Q-18LN/RN; The sleeve NO. iS NB500-Q and the nut NO. is NB200-Q and the lock nut NO. is 8C。

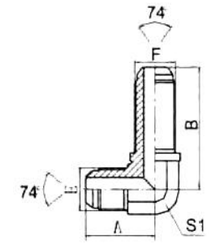

L6Q9

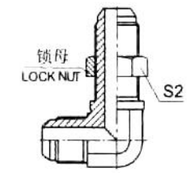

L6Q9-LN

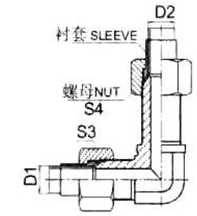

L6Q9-RN

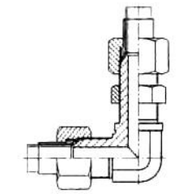

L6Q9-LN/RN

90° 弯公制外螺纹74° 外锥过板接头

90° ELBOW METRIC MALE 74° CONE BULKHEAD

代号 PART NO.	螺纹 THREAD		管子外径 TUBE O.D.		尺寸 DIMENSIONS				
	E	F	D1,D2		A	B	S1	S2	S3,S4
6Q9-12	M12X1.5	M12X1.5	6		25.5	52	11	17	14
6Q9-14	M14X1.5	M14X1.5	8		30.2	56	14	19	17
6Q9-16	M16X1.5	M16X1.5	10		32	58	16	22	22
6Q9-18	M18X1.5	M18X1.5	12		34	62	19	24	24
6Q9-22	M22X1.5	M22X1.5	14		37.5	64	22	27	27
6Q9-27	M27X1.5	M27X1.5	18		41.5	72	27	32	32
6Q9-30	M30X1.5	M30X1.5	20		45.8	78	30	36	36
6Q9-33	M33X2	M33X2	22		51.5	82	33	41	38
6Q9-36	M36X2	M36X2	25		51.5	86	36	41	41
6Q9-39	M39X2	M39X2	28		55.5	88	41	46	46
6Q9-42	M42X2	M42X2	32		57	95	41	50	50
6Q9-45	M45X2	M45X2	34		62.5	96	48	55	55

注：如需带锁母订货，则请在代号后加“LN”，如6Q-18LN； 如需带衬套及螺母整套订货，则请在代号后加“RN”，如6Q-18RN；如需带锁母、衬套及螺母订货，在代号后加“LN/RN”，如6Q-18LN/RN；衬套代号NB500-Q，螺母代号NB200-Q，锁母代号8C。
Note: In case if you are interested to order the adapter with lock nut, please insert suffix "LN" after our part NO., for example 6Q-18LN; order the adapter with sleeve and nut, please insert suffix "LN" after our part NO., for example 6Q-18RN; order the adapter with lock nut and sleeve and nut, insert suffix "LN/RN" after part NO., for example 6Q-18LN/RN; The sleeve NO. iS NB500-Q and the nut NO. is NB200-Q and the lock nut NO. is 8C。

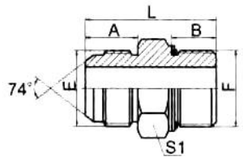

L1QH

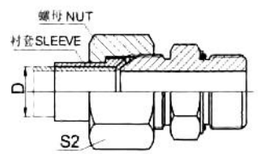

L1QH-RN

公制74° 外锥 / 公制外螺纹轻系列 ISO 6149-3

METRIC 74° CONE / METRIC MALE
L-SERIES ISO 6149-3

代号 PART NO.	螺纹 THREAD		管子外径D	O形圈 O-RING	尺寸 DIMENSIONS				
	E	F	TUBE O.D.	F端	A	B	L	S1	S2
1QH-14-12	M14X1.5	M12X1.5	8	O09.3X2.4	17	11.0	35	17	17
1QH-16-14	M16X1.5	M14X1.5	10	O11.3X2.4	18	11.0	37.5	19	22
1QH-18-16	M18x1.5	M16x1.5	12	O13.3X2.4	18	11.5	38	22	24
1QH-22-18	M22x1.5	M18x1.5	14	O15.3X2.4	19.5	12.5	40.5	24	27
1QH-27-22	M27x1.5	M22x1.5	18	O19.3X2.4	20	13.0	45.5	30	32
1QH-30-27	M30x1.5	M27x2	20	O23.5X3.0	23	16.0	50	32	36
1QH-33-27	M33x2	M27x2	22	O23.5X3.0	26	16.0	53	34	38
1QH-36-33	M36x2	M33x2	25	O29.5X3.0	26	16.0	55	41	41
1QH-39-33	M39x2	M33x2	28	O29.5X3.0	26	16.0	55	41	46
1QH-45-42	M45x2	M42x2	34	O38.5X3.0	28.5	16.0	59.5	50	55

注：1如需带衬套及螺母整套订货，则请在代号后加“RN”，如1QH-22-18/RN，衬套代号NB500-Q，螺母代号NB200-Q。
2 F端与ISO9974-1油口相配，去掉挡圈则与ISO6149-1油口相配。 Note: 1 In case if you are interested to order the adapter in complete set with sleeve and nut, it is necessary to insert suffix "RN" after our part NO., for example 1QH-22-18/RN, The sleeve NO. is NB500-Q and the nut NO. is NB200-Q。 2 F end is connected with ISO 9974-1 port and connected with ISO 6149-1 port without retaining ring.

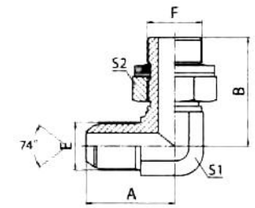

L1QH9-OG

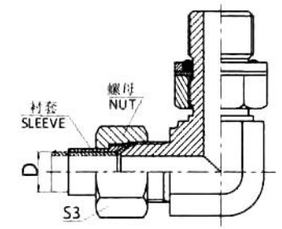

L1QH9-OG/RN

90° 弯公制74° 外锥 /
公制外螺纹可调向柱端轻系列 ISO 6149-3

90° ELBOW METRIC 74° CONE /
METRIC MALE ADJUSTABLE STUD END
L-SERIES ISO 6149-3

代号 PART NO.	螺纹 THREAD		管子外径D	O形圈 O-RING	尺寸 DIMENSIONS				
	E	F	TUBE O.D.	F端	A	B	S1	S2	S3
1QH9-14-12OG	M14X1.5	M12X1.5	8	O09.3X2.4	29	32	14	17	17
1QH9-16-14OG	M16X1.5	M14X1.5	10	O11.3X2.4	33	35.5	19	19	22
1QH9-18-16OG	M18x1.5	M16x1.5	12	O13.3X2.4	34	36	19	22	24
1QH9-22-18OG	M22x1.5	M18x1.5	14	O15.3X2.4	37.5	39.5	22	24	27
1QH9-27-22OG	M27x1.5	M22x1.5	18	O19.3X2.4	41.5	43.5	27	27	32
1QH9-30-27OG	M30x1.5	M27x2	20	O23.5X3.0	45.8	50	30	32	36
1QH9-33-27OG	M33x2	M27x2	22	O23.5X3.0	49.5	52	33	32	41
1QH9-36-33OG	M36x2	M33x2	25	O29.5X3.0	51.5	54	36	41	41
1QH9-39-33OG	M39x2	M33x2	28	O29.5X3.0	55.5	57.2	41	41	46
1QH9-45-42OG	M45x2	M42x2	34	O38.5X3.0	62.5	61	48	50	50

注：1如需带衬套及螺母整套订货，则请在代号后加“RN”，如1QH9-22-18/RN，衬套代号NB500-Q，螺母代号NB200-Q。
2 F端与ISO9974-1油口相配，去掉挡圈则与ISO6149-1油口相配。 Note: 1 In case if you are interested to order the adapter in complete set with sleeve and nut, it is necessary to insert suffix "RN" after our part NO., for example 1QH9-22-18/RN, The sleeve NO. is NB500-Q and the nut NO. is NB200-Q。 2 F end is connected with ISO 9974-1 port and connected with ISO 6149-1 port without retaining ring.

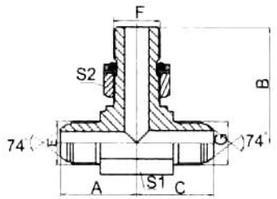

LAQHQ-OG

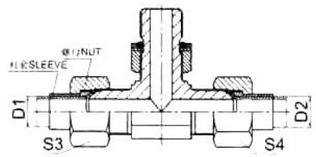

LAQHQ-OG/RN

公制74° 外锥 / 公制外螺纹可调向柱端
轻系列 ISO 6149–3 分支三通
METRIC 74° CONE / METRIC MALE
ADJUSTABLE STUD END L–SERIES
ISO 6149–3 BRANCH TEE

代号 PART NO.	螺纹 THREAD		管子外径D1,D2	O形圈O–RING	尺寸 DIMENSIONS				
	E,G	F	TUBE O.D.	F端	A,C	B	S1	S2	S3,S4
AQHQ-14-12-14OG	M14X1.5	M12X1.5	8	O09.3X2.4	29	32	14	17	17
AQHQ-16-14-16OG	M16X1.5	M14X1.5	10	O11.3X2.4	33	35.5	16	19	22
AQHQ-18-16-18OG	M18x1.5	M16X1.5	12	O13.3X2.4	34	36	19	22	24
AQHQ-22-18-22OG	M22x1.5	M18x1.5	14	O15.3X2.4	37.5	39.5	22	24	27
AQHQ-27-22-27OG	M27X1.5	M22x1.5	18	O19.3X2.4	41.5	43.5	27	27	32
AQHQ-30-27-30OG	M30x1.5	M27X2	20	O23.5X3.0	45.8	50	30	32	36
AQHQ-33-27-33OG	M33x2	M27X2	22	O23.5X3.0	49.5	52	33	32	38
AQHQ-36-33-36OG	M36x2	M33X2	25	O29.5X3.0	51.5	54	36	41	41
AQHQ-39-33-39OG	M39X2	M33x2	28	O29.5X3.0	55.5	57.2	41	41	46
AQHQ-45-42-45OG	M45X2	M42x2	34	O38.5X3.0	62.5	61	48	50	55

注：1如需带衬套及螺母整套订货，则请在代号后加“RN”，如AQHQ-22-18-22OG/RN，衬套代号NB500-Q，螺母代号NB200-Q。 2 F端与ISO9974-1油口相配，去掉挡圈则与ISO6149-1油口相配。 Note: 1 In case if you are interested to order the adapter in complete set with sleeve and nut, it is necessary to insert suffix "RN" after our part NO., for example AQHQ-22-18-22OG/RN, The sleeve NO. is NB500-Q and the nut NO. is NB200-Q。 2 F end is connected with ISO 9974-1 port and connected with ISO 6149-1 port without retaining ring.

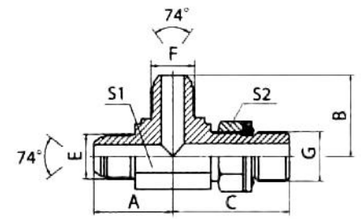

LAQQH-OG

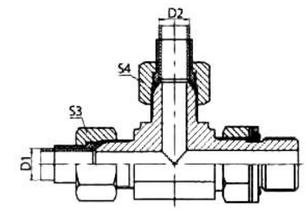

LAQQH-OG/RN

公制74° 外锥 / 公制外螺纹可调向柱端
轻系列 ISO 6149–3 主支三通
METRIC 74° CONE / METRIC MALE
ADJUSTABLE STUD END L–SERIES
ISO 6149–3 RUN TEE

代号 PART NO.	螺纹 THREAD		管子外径D1,D2	O形圈O–RING	尺寸 DIMENSIONS				
	E,F	G	TUBE O.D.	G端	A,B	C	S1	S2	S3,S4
AQQH-14-14-12OG	M14X1.5	M12X1.5	8	O09.3X2.4	29	32	14	17	17
AQQH-16-16-14OG	M16X1.5	M14X1.5	10	O11.3X2.4	33	35.5	16	19	22
AQQH-18-18-16OG	M18x1.5	M16x1.5	12	O13.3X2.4	34	36	19	22	24
AQQH-22-22-18OG	M22x1.5	M18x1.5	14	O15.3X2.4	37.5	39.5	22	24	27
AQQH-27-27-22OG	M27x1.5	M22x1.5	18	O19.3X2.4	41.5	43.5	27	27	32
AQQH-30-30-27OG	M30x1.5	M27x2	20	O23.5X3.0	45.8	50	30	32	36
AQQH-33-33-27OG	M33x2	M27x2	22	O23.5X3.0	49.5	52	33	32	38
AQQH-36-36-33OG	M36x2	M33x2	25	O29.5X3.0	51.5	54	36	41	41
AQQH-39-39-33OG	M39x2	M33x2	28	O29.5X3.0	55.5	57.2	41	41	46
AQQH-45-45-42OG	M45x2	M42x2	34	O38.5X3.0	62.5	61	48	50	55

注：1如需带衬套及螺母整套订货，则请在代号后加“RN”，如AQQH-22-22-18OG/RN，衬套代号NB500-Q，螺母代号NB200-Q。 2 G端与ISO9974-1油口相配，去掉挡圈则与ISO6149-1油口相配。 Note: 1 In case if you are interested to order the adapter in complete set with sleeve and nut, it is necessary to insert suffix "RN" after our part NO., for example AQQH-22-22-18OG/RN, The sleeve NO. is NB500-Q and the nut NO. is NB200-Q。 2 G end is connected with ISO 9974-1 port and connected with ISO 6149-1 port without retaining ring.

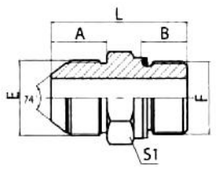

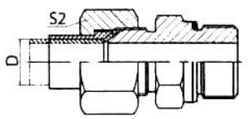

L1QG **L1QG-RN**

公制外螺纹74° 外锥 / 英管外螺纹O形圈
METRIC MALE 74° CONE / BSP MALE O–RING

代号 PART NO.	螺纹 THREAD		管子外径D	O形圈 O–RING	尺寸 DIMENSIONS				
	E	F	TUBE O.D.	F端	A	B	L	S1	S2
1QG-14-04	M14X1.5	G1/4"X19	8	O111	17	11	36	19	17
1QG-16-06	M16X1.5	G3/8"X19	10	O113	18	11.5	40	22	22
1QG-18-06	M18X1.5	G3/8"X19	12	O113	18	11.5	40	22	24
1QG-18-08	M18X1.5	G1/2"X14	12	O115	18	14	43	27	24
1QG-22-08	M22X1.5	G1/2"X14	14	O115	19.5	14	44.5	27	27
1QG-27-12	M27X1.5	G3/4"X14	18	O119	20	15.5	49.5	32	32
1QG-30-12	M30X1.5	G3/4"X14	20	O119	23	15.5	52.5	32	36
1QG-39-16	M39X2	G1"X11	28	O217	26	18	60	41	46
1QG-45-20	M45X2	G1.1/4"X11	34	O222	28.5	20	66.5	50	55

注：1如需带衬套及螺母整套订货，则请在代号后加“RN”，如1QG-18-06RN，衬套代号NB500-Q，螺母代号NB200-Q。
2 F端与DIN 3852油口相配。 Note: 1 In case if you are interested to order the adapter in complete set with sleeve and nut, it is necessary to insert suffix "RN" after our part NO., for example 1QG-18-06RN, The sleeve NO. is NB500-Q and the nut NO. is NB200-Q。 2 F end is connected with DIN 3852 port.

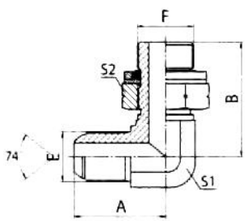

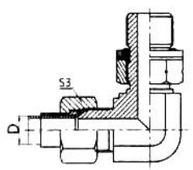

L1QG9-OG **L1QG9-OG/RN**

90° 弯公制外螺纹74° 外锥 /
英管外螺纹O形圈可调向柱端
90° ELBOW METRIC MALE 74° CONE /
BSP MALE O–RING ADJUSTABLE STUD END

代号 PARTNO.	螺纹 THREAD		管子外径D	O形圈 O–RING	尺寸 DIMENSIONS				
	E	F	TUBE O.D.	F端	A	B	S1	S2	S3
1QG9-14-04OG	M14X1.5	G1/4"X19	8	O111	29	31.3	14	19	17
1QG9-16-06OG	M16X1.5	G3/8"X19	10	O113	33	35.8	16	22	22
1QG9-18-06OG	M18X1.5	G3/8"X19	12	O113	34	36.8	19	22	24
1QG9-18-08OG	M18X1.5	G1/2"X14	12	O115	36	43.2	22	27	24
1QG9-22-08OG	M22X1.5	G1/2"X14	14	O115	37.5	43.2	22	27	27
1QG9-27-12OG	M27X1.5	G3/4"X14	18	O119	41.5	49.3	27	32	32
1QG9-30-12OG	M30X1.5	G3/4"X14	20	O119	45.8	52	30	32	36
1QG9-39-16OG	M39X2	G1"X11	28	O217	55.5	58	41	41	46
1QG9-45-20OG	M45X2	G1.1/4"X11	34	O222	62.5	63	48	50	55

注：1如需带衬套及螺母整套订货，则请在代号后加“RN”，如1QG9-22-08OG/RN，衬套代号NB500-Q，螺母代号NB200-Q。
2 F端与DIN 3852油口相配。 Note: 1 In case if you are interested to order the adapter in complete set with sleeve and nut, it is necessary to insert suffix "RN" after our part NO., for example 1QG9-22-08OG/RN, The sleeve NO. is NB500-Q and the nut NO. is NB200-Q。 2 F end is connected with DIN 3852 port.

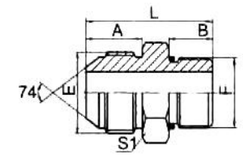

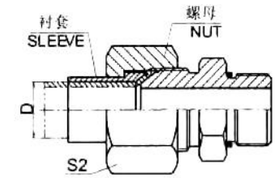

L1QO **L1QO-RN**

公制外螺纹74° 外锥 / SAE 外螺纹带
O形圈轻系列 ISO 11926–3
METRIC MALE 74° CONE / SAE
O–RING BOSS L–SERIES ISO 11926–3

代号 PART NO.	螺纹 THREAD		管子外径D	O形圈 O–RING	尺寸 DIMENSIONS				
	E	F	TUBE O.D.	F端	A	B	L	S1	S2
1QO-16-06	M16X1.5	9/16"X18	10	O906	18	9.9	35	17	22
1QO-18-08	M18X1.5	3/4"X16	12	O908	18	11.13	37	22	24
1QO-22-10	M22X1.5	7/8"X14	14	O910	19.5	12.7	42	27	27
1QO-27-12	M27X1.5	1.1/16"X12	18	O912	20	15.1	46	32	32
1QO-30-12	M30X1.5	1.1/16"X12	20	O912	23	15.1	49	32	36
1QO-33-16	M33X2	1.5/16"X12	22	O916	26	15.1	54	38	38
1QO-39-16	M39X2	1.5/16"X12	28	O916	26	15.1	58	41	46
1QO-42-20	M42X2	1.5/8"X12	32	O920	28.5	15.1	58	50	50

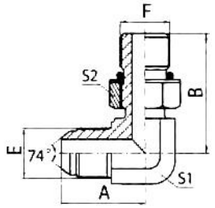

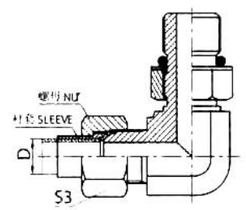

L1QO9-OG **L1QO9-OG/RN**

90° 弯公制外螺纹74° 外锥 / SAE 外螺纹带
O形圈轻系列 ISO 11926–3
90° ELBOW METRIC MALE 74° CONE /
SAE O–RING BOSS L–SERIES ISO 11926–3

代号 PARTNO.	螺纹 THREAD		管子外径D	O形圈 O–RING	尺寸 DIMENSIONS				
	E	F	TUBE O.D.	F端	A	B	S1	S2	S3
1QO9-16-06	M16X1.5	9/16"X18	10	O906	32	31.8	16	19	22
1QO9-18-08	M18X1.5	3/4"X16	12	O908	34	36.8	19	24	24
1QO9-22-10	M22X1.5	7/8"X14	14	O910	37.5	44	22	27	27
1QO9-27-12	M27X1.5	1.1/16"X12	18	O912	41.5	51	27	32	32
1QO9-30-12	M30X1.5	1.1/16"X12	20	O912	45.8	53	30	32	36
1QO9-33-16	M33X2	1.5/16"X12	22	O916	51	54.5	33	41	38
1QO9-39-16	M39X2	1.5/16"X12	28	O916	55.5	59.5	41	41	46
1QO9-42-20	M42X2	1.5/8"X12	32	O920	58.5	59	41	50	50

注：1如需带衬套及螺母整套订货，则请在代号后加“RN”，如1QO9-22-10OG/RN，衬套代号NB500-Q，螺母代号NB200-Q。
2 F端与ISO 11926-1油口相配。 Note: 1 In case if you are interested to order the adapter in complete set with sleeve and nut, it is necessary to insert suffix "RN" after our part NO., for example 1QO9-22-10OG/RN, The sleeve NO. is NB500-Q and the nut NO. is NB200-Q。 2 F end is connected with ISO 11926-1 port.

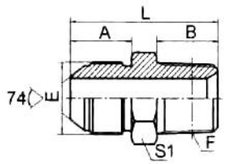

L1QN

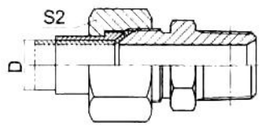

L1QN-RN

公制外螺纹74° 外锥 / 布锥管外螺纹

METRIC MALE 74° CONE / NPT MALE

代号 PART NO.	螺纹 THREAD		管子外径 TUBE O.D.		尺寸 DIMENSIONS				
	E	F	D		A	B	L	S1	S2
1QN-12-02	M12X1.5	Z1/8"X27	6		15.7	10.5	32	14	14
1QN-12-04	M12X1.5	Z1/4"X18	6		15.7	15	36.5	14	14
1QN-14-02	M14X1.5	Z1/8"X27	8		17	10.5	33	17	17
1QN-14-04	M14X1.5	Z1/4"X18	8		17	15	38	17	17
1QN-16-04	M16X1.5	Z1/4"X18	10		18	15	39	19	22
1QN-16-06	M16X1.5	Z3/8"X18	10		18	16	40	19	22
1QN-18-04	M18X1.5	Z1/4"X18	12		18	15	39	19	24
1QN-18-06	M18X1.5	Z3/8"X18	12		18	16	40	19	24
1QN-18-08	M18X1.5	Z1/2"X14	12		18	19.5	45.5	22	24
1QN-22-06	M22X1.5	Z3/8"X18	14		19.5	16	43.5	24	27
1QN-22-08	M22X1.5	Z1/2"X14	14		19.5	19.5	47	24	27
1QN-27-06	M27X1.5	Z3/8"X18	18		20	16.5	46	30	32
1QN-27-08	M27X1.5	Z1/2"X14	18		20	19	49	30	32
1QN-27-12	M27X1.5	Z3/4"X14	18		20	19.5	49.5	30	32
1QN-27-16	M27X1.5	Z1"X11.5	18		20	25.5	56.5	36	32
1QN-30-12	M30X1.5	Z3/4"X14	20		23	19.5	53.5	32	36
1QN-33-12	M33X2	Z3/4"X14	22		26	19.5	56.5	36	41
1QN-36-16	M36X2	Z1"X11.5	25		25	25.5	63	41	41
1QN-39-16	M39X2	Z1"X11.5	28		26	25.5	64.5	41	46
1QN-45-16	M45X2	Z1"X11.5	34		28.5	25.5	67	46	50
1QN-45-20	M45X2	Z1.1/4"X11.5	34		28.5	26.5	68	46	50
1QN-45-24	M45X2	Z1.1/2"X11.5	34		28.5	27.5	71	50	50
1QN-52-20	M52X2	Z1.1/4"X11.5	42		30	26.5	71.5	55	60

注：如需带衬套及螺母整套订货，则请在代号后加“RN”，如1QN-18-08RN，衬套代号NB500-Q，螺母代号NB200-Q。
Note: In case if you are interested to order the adapter in complete set with sleeve and nut, it is necessary to insert suffix "RN" after our part NO., for example 1QN-18-08RN, The sleeve NO. is NB500-Q and the nut NO. is NB200-Q。

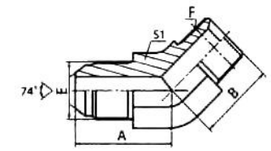

L1QN4

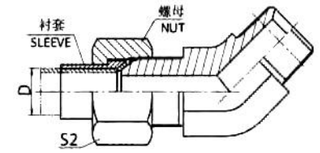

L1QN4-RN

45° 弯公制外螺纹74° 外锥 / 布锥管外螺纹

45° ELBOW METRIC MALE 74° CONE / NPT MALE

代号 PART NO.	螺纹 THREAD		管子外径 TUBE O.D.		尺寸 DIMENSIONS			
	E	F	D		A	B	S1	S2
1QN4-12-02	M12X1.5	Z1/8"X27	6		23	17	11	14
1QN4-14-02	M14X1.5	Z1/8"X27	8		26	18	14	17
1QN4-14-04	M14X1.5	Z1/4"X18	8		26	21	14	17
1QN4-16-06	M16X1.5	Z3/8"X18	10		24	24	16	22
1QN4-18-06	M18X1.5	Z3/8"X18	12		28	24	19	24
1QN4-22-08	M22X1.5	Z1/2"X14	14		30.5	29.5	22	27
1QN4-27-08	M27X1.5	Z1/2"X14	18		33	31	27	32
1QN4-27-12	M27X1.5	Z3/4"X14	18		33	35	27	32
1QN4-30-12	M30X1.5	Z3/4"X14	20		36.2	35.5	30	36
1QN4-36-16	M36X2	Z1"X11.5	25		42	41	36	41
1QN4-39-16	M39X2	Z1"X11.5	28		44.5	42.5	41	46
1QN4-45-20	M45X2	Z1.1/4"X11.5	32		47	43	41	50

注：如需带衬套及螺母整套订货，则请在代号后加“RN”，如1QN4-22-08RN，衬套代号NB500-Q，螺母代号NB200-Q。
Note: In case if you are interested to order the adapter in complete set with sleeve and nut, it is necessary to insert suffix "RN" after our part NO., for example 1QN4-22-08RN, The sleeve NO. is NB500-Q and the nut NO. is NB200-Q。

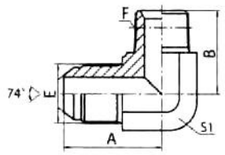

L1QN9

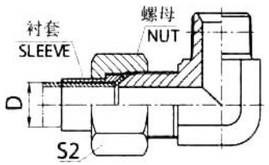

L1QN9-RN

90° 弯公制外螺纹74° 外锥 / 布锥管外螺纹

90° ELBOW METRIC MALE 74° CONE / NPT MALE

代号 PART NO.	螺纹 THREAD		管子外径 TUBE O.D.	尺寸 DIMENSIONS				
	E	F	D	A	B	S1	S2	
1QN9-12-02	M12X1.5	Z1/8"X27	6	25.5	21	11	14	
1QN9-12-04	M12X1.5	Z1/4"X18	6	28	25.5	14	14	
1QN9-14-02	M14X1.5	Z1/8"X27	8	30.2	23.5	14	17	
1QN9-14-04	M14X1.5	Z1/4"X18	8	30.2	25.5	14	17	
1QN9-16-04	M16X1.5	Z1/4"X18	10	32	26.5	16	22	
1QN9-16-06	M16X1.5	Z3/8"X18	10	32	29.5	16	22	
1QN9-16-08	M16X1.5	Z1/2"X14	10	36	36.7	22	22	
1QN9-18-04	M18X1.5	Z1/4"X18	12	34	28.7	19	24	
1QN9-18-06	M18X1.5	Z3/8"X18	12	34	31	19	24	
1QN9-22-06	M22X1.5	Z3/8"X18	14	37.5	32.5	22	27	
1QN9-22-08	M22X1.5	Z1/2"X14	14	37.5	36.7	22	27	
1QN9-27-08	M27X1.5	Z1/2"X14	18	41.5	40	27	32	
1QN9-27-12	M27X1.5	Z3/4"X14	18	41.5	44	27	32	
1QN9-27-16	M27X1.5	Z1"X11.5	18	45.5	50	33	32	
1QN9-30-12	M30X1.5	Z3/4"X14	20	45.8	45	30	36	
1QN9-36-16	M36X2	Z1"X11.5	25	51.5	51.5	36	41	
1QN9-39-16	M39X2	Z1"X11.5	28	55.5	54.5	41	46	
1QN9-42-20	M42X2	Z1.1/4"X11.5	32	57	54.5	41	50	
1QN9-45-16	M45X2	Z1"X11.5	34	62.5	58.5	48	55	
1QN9-45-20	M45X2	Z1.1/4"X11.5	34	62.5	58.5	48	55	
1QN9-45-24	M45X2	Z1.1/2"X11.5	34	62.5	63	48	55	

注：如需带衬套及螺母整套订货，则请在代号后加“RN”，如1QN9-22-08RN，衬套代号NB500-Q，螺母代号NB200-Q。
Note: In case if you are interested to order the adapter in complete set with sleeve and nut, it is necessary to insert suffix "RN" after our part NO., for example 1QN9-22-08RN, The sleeve NO. is NB500-Q and the nut NO. is NB200-Q。

公制螺纹74° 锥面扩口密封接头 METRIC THREAD 74° CONE FLARED TUBE ADAPTERS

C

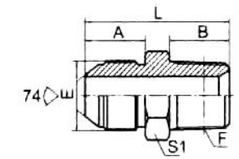

L1QT-SP

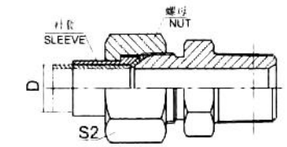

L1QT-SP/RN

公制外螺纹74° 外锥 / 英锥管外螺纹

METRIC MALE 74° CONE / BSPT MALE

代号 PART NO.	螺纹 THREAD		管子外径 TUBE O.D.	尺寸 DIMENSIONS				
	E	F	D	A	B	L	S1	S2
1QT-10-02SP	M10X1	R1/8"X28	5	12	10	28	12	14
1QT-14-04SP	M14X1.5	R1/4"X19	8	17	14.5	37.5	17	17
1QT-14-06SP	M14X1.5	R3/8"X19	8	17	15	38	17	17
1QT-16-04SP	M16X1.5	R1/4"X19	10	18	14.5	38.5	17	22
1QT-16-06SP	M16X1.5	R3/8"X19	10	18	15	39	17	22
1QT-18-04SP	M18X1.5	R1/4"X19	12	18	14.5	38.5	19	24
1QT-18-06SP	M18X1.5	R3/8"X19	12	18	15	39	19	24
1QT-22-08SP	M22X1.5	R1/2"X14	14	19.5	20	47.5	24	27
1QT-27-08SP	M27X1.5	R1/2"X14	18	20	20	50	30	32
1QT-27-12SP	M27X1.5	R3/4"X14	18	20	20	50	30	32
1QT-30-12SP	M30X1.5	R3/4"X14	20	23	20	53.5	32	36
1QT-33-12SP	M33X2	R3/4"X14	22	26	20	57	36	38
1QT-36-16SP	M36X2	R1"X11	25	26	25.5	61.5	38	41
1QT-39-16SP	M39X2	R1"X11	28	26	25.5	64.5	41	46
1QT-45-20SP	M45X2	R1.1/4"X11	34	28.5	26.5	68	46	55

注：如需带衬套及螺母整套订货，则请在代号后加“RN”，如1QT-22-08SP/RN，衬套代号NB500-Q，螺母代号NB200-Q。
Note: In case if you are interested to order the adapter in complete set with sleeve and nut, it is necessary to insert suffix "RN" after our part NO., for example 1QT-22-08SP/RN, The sleeve NO. is NB500-Q and the nut NO. is NB200-Q。

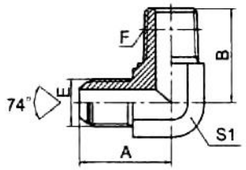

L1QT-SP

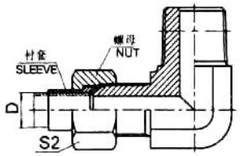

L1QT9-SP/RN

90° 弯公制外螺纹74° 外锥 / 英锥管外螺纹

90° ELBOW METRIC MALE 74° CONE / BSPT MALE

代号 PART NO.	螺纹 THREAD		管子外径 TUBE O.D.	尺寸 DIMENSIONS				
	E	F	D	A	B	S1	S2	
1QT9-14-04SP	M14X1.5	R1/4"X19	8	30.2	25.5	14	17	
1QT9-16-04SP	M16X1.5	R1/4"X19	10	32	26.5	16	22	
1QT9-18-06SP	M18X1.5	R3/8"X19	12	34	29	19	24	
1QT9-18-08SP	M18X1.5	R1/2"X14	12	36	36	22	24	
1QT9-22-08SP	M22X1.5	R1/2"X14	14	37.5	36	22	27	
1QT9-27-08SP	M27X1.5	R1/2"X14	18	41.5	39.5	27	32	
1QT9-27-12SP	M27X1.5	R3/4"X14	18	41.5	44	27	32	
1QT9-30-12SP	M30X1.5	R3/4"X14	20	45.8	45.5	30	36	
1QT9-33-12SP	M33X2	R3/4"X14	22	49.5	47.5	33	38	
1QT9-36-16SP	M36X2	R1"X11	25	51.5	52	36	41	
1QT9-39-16SP	M39X2	R1"X11	28	55.5	55.2	41	46	
1QT9-45-20SP	M45X2	R1.1/4"X11	34	62.5	61	48	55	

注：如需带衬套及螺母整套订货，则请在代号后加“RN”，如1QT9-22-08SP/RN，衬套代号NB500-Q，螺母代号NB200-Q。
Note: In case if you are interested to order the adapter in complete set with sleeve and nut, it is necessary to insert suffix "RN" after our part NO., for example 1QT9-22-08SP/RN, The sleeve NO. is NB500-Q and the nut NO. is NB200-Q。

公制螺纹74° 锥面扩口密封接头 METRIC THREAD 74° CONE FLARED TUBE ADAPTERS

C

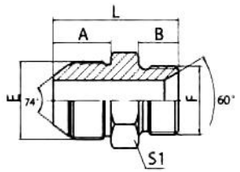

L1QB

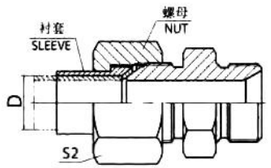

L1QB-RN

公制外螺纹74° 外锥 /
英管外螺纹60° 内锥或六角端面用组合垫密封
METRIC MALE 74° CONE /
BSP MALE DOUBLE USE FOR 60°
SEAT OR BONDED SEAL

代号 PART NO.	螺纹 THREAD		管子外径 TUBE O.D.	尺寸 DIMENSIONS				
	E	F	D	A	B	L	S1	S2
1QB-12-02	M12X1.5	G1/8"X28	6	15.7	10	32	14	14
1QB-14-04	M14X1.5	G1/4"X19	8	17	12	35	19	17
1QB-16-06	M16X1.5	G3/8"X19	10	18	13.5	39.5	22	22
1QB-18-06	M18X1.5	G3/8"X19	12	18	13.5	39.5	22	24
1QB-22-08	M22X1.5	G1/2"X14	14	19.5	16	45.5	27	27
1QB-24-10	M24X1.5	G5/8"X14	16	20	17.5	47.5	30	30
1QB-27-12	M27X1.5	G3/4"X14	18	20	18.5	49.5	32	32
1QB-30-12	M30X1.5	G3/4"X14	20	23	18.5	52.5	32	36
1QB-30E-12	M30X2	G3/4"X14	20	26	18.5	55.5	32	36
1QB-33-16	M33X2	G1"X11	22	26	20.5	59.5	41	38
1QB-39-16	M39X2	G1"X11	28	26	20.5	59.5	41	46
1QB-45-20	M45X2	G1.1/4"X11	34	28.5	20.5	64	50	55

注：如需带衬套及螺母整套订货，则请在代号后加“RN”，如1QB-18-06RN，衬套代号NB500-Q，螺母代号NB200-Q。
Note: In case if you are interested to order the adapter in complete set with sleeve and nut, it is necessary to insert suffix "RN" after our part NO., for example 1QB-18-06RN, The sleeve NO. is NB500-Q and the nut NO. is NB200-Q。

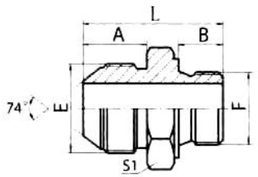

L1QL

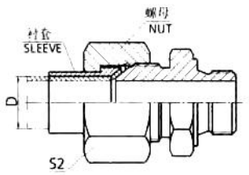

L1QL-RN

公制外螺纹74° 外锥 / 公制外螺纹组合垫圈

METRIC MALE 74° CONE / METRIC MALE WITH BONDED SEAL

代号 PART NO.	螺纹 THREAD		管子外径D	组合垫圈	尺寸 DIMENSIONS				
	E	F	TUBE O.D.	BONDED SEAL	A	B	L	S1	S2
1QL-10	M10X1	M10X1	5	ZHD-10	12	8	27	17	14
1QL-12	M12X1.5	M12X1.5	6	ZHD-12	15.7	12	35.2	17	14
1QL-12-10	M12X1.5	M10X1	6	ZHD-10	15.7	8	30.5	17	14
1QL-14	M14X1.5	M14X1.5	8	ZHD-14	17	12	36.5	19	17
1QL-14-10	M14X1.5	M10X1	8	ZHD-10	17	8	32	17	17
1QL-14-12	M14X1.5	M12X1.5	8	ZHD-12	17	12	36.5	17	17
1QL-14-16	M14X1.5	M16X1.5	8	ZHD-16	17	12	37	22	17
1QL-16	M16X1.5	M16X1.5	10	ZHD-16	18	12	38	22	22
1QL-16-14	M16X1.5	M14X1.5	10	ZHD-14	18	12	37	19	22
1QL-18	M18X1.5	M18X1.5	12	ZHD-18	18	12	39.5	24	24
1QL-18-16	M18X1.5	M16X1.5	12	ZHD-16	18	12	38	22	24
1QL-22	M22X1.5	M22X1.5	14	ZHD-22	19.5	14	43.5	27	27
1QL-22-18	M22X1.5	M18X1.5	14	ZHD-18	19.5	12	41	24	27
1QL-27	M27X1.5	M27X2	18	ZHD-27	20	16	49	34	32
1QL-27-22	M27X1.5	M22X1.5	18	ZHD-22	20	14	44	30	32
1QL-30-27	M30X1.5	M27X2	20	ZHD-27	23	16	50	34	36
1QL-33	M33X2	M33X2	22	ZHD-33	26	18	57	41	38
1QL-33-27	M33X2	M27X2	22	ZHD-27	26	16	55	34	38
1QL-36-33	M36X2	M33X2	25	ZHD-33	26	18	58	41	41
1QL-39-33	M39X2	M33X2	28	ZHD-33	26	18	59	41	46
1QL-42	M42X2	M42X2	32	ZHD-42	28.5	20	65.5	50	50
1QL-45-42	M45X2	M42X2	34	ZHD-42	28.5	20	65.5	50	55

注：如需带衬套及螺母整套订货，则请在代号后加“RN”，如1QL-18RN，衬套代号NB500-Q，螺母代号NB200-Q。
Note: In case if you are interested to order the adapter in complete set with sleeve and nut, it is necessary to insert suffix "RN" after our part NO., for example 1QL-18RN, The sleeve NO. is NB500-Q and the nut NO. is NB200-Q。

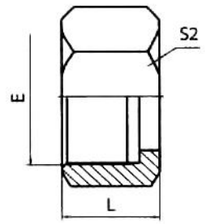

LNB200-Q

公制74° 锥扩口式管接头螺母GB/T 5647

METRIC 74° CONE FLARED NUT GB/T 5647

代号 PART NO.	螺纹 THREAD	管子外径 TUBE O.D.	尺寸 DIMENSIONS		
	E	mm	L	S2	
NB200-10Q	M10X1	5	13.5	14	
NB200-12Q	M12X1.5	6	16.5	14	
NB200-14Q	M14X1.5	8	18.5	17	
NB200-16Q	M16X1.5	10	19.5	22	
NB200-18Q	M18X1.5	12	19.5	24	
NB200-22Q	M22X1.5	14	19.5	27	
NB200-24Q	M24X1.5	16	20	30	
NB200-27Q	M27X1.5	18	20	32	
NB200-30Q	M30X1.5	20	24.5	36	
NB200-30EQ	M30X2	20	24.5	36	
NB200-33Q	M33X2	22	25.5	38	
NB200-36Q	M36X2	25	26	41	
NB200-39Q	M39X2	28	27.5	46	
NB200-42Q	M42X2	32	28.5	50	
NB200-45Q	M45X2	34	29	55	

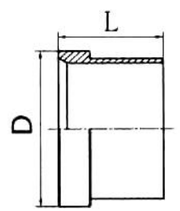

LNB500-Q

公制74° 锥扩口式管接头衬套GB/T 5646

METRIC 74° CONE FLARED SLEEVE GB/T 5646

代号 PART NO.	管子外径D TUBE O.D.	尺寸 DIMENSIONS			配用螺母 NUT
		D	L		
NB500-05Q	5	8.7	10		NB200-10Q
NB500-06Q	6	10.3	11		NB200-12Q
NB500-08Q	8	12.1	12		NB200-14Q
NB500-10Q	10	14.1	13		NB200-16Q
NB500-12Q	12	16.1	14		NB200-18Q
NB500-14Q	14	20.1	15		NB200-22Q
NB500-16Q	16	22.1	16		NB200-24Q
NB500-18Q	18	25.1	17		NB200-27Q
NB500-20Q	20	28.1	18		NB200-30Q、NB200-30EQ
NB500-22Q	22	30.5	20		NB200-33Q
NB500-25Q	25	33.5	20		NB200-36Q
NB500-28Q	28	36.5	22		NB200-39Q
NB500-32Q	32	39.5	23		NB200-42Q
NB500-34Q	34	42.5	23		NB200-45Q

日本公制螺纹60° 锥面密封接头 Japanese Metric Thread 60° Cone Fittings

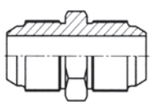 L1K D02	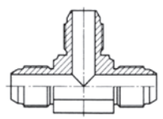 LAK D02	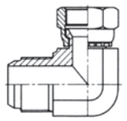 L2K9 D03	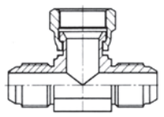 LBK D03	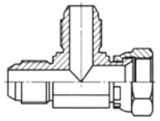 LCK D04	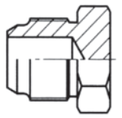 L4K D04
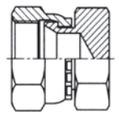 L9K D05	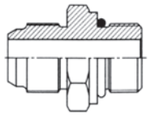 L1KH D05	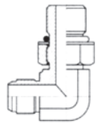 L1KH9-OG D06	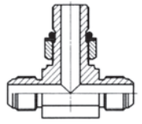 LAKHK-OG D06	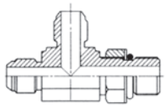 LAKKH-OG D07	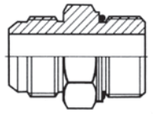 L1KG D07
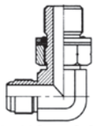 L1KG9-OG D08	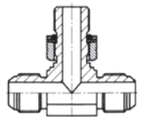 LAKGK-OG D08	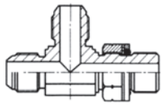 LAKKG-OG D09	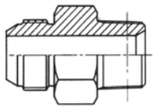 L1KT-SP D09		

日本公制螺纹60° 锥面密封接头 JAPANESE METRIC THREAD 60° CONE ADAPTERS

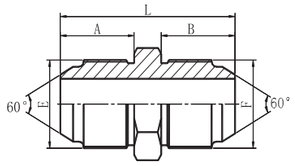

L1K

日本公制外螺纹60° 外锥

JIS METRIC MALE 60° CONE

代号 PART NO.	螺纹 THREAD E	F			尺寸 DIMENSIONS A	B	L	S1	
1K-14	M14X1.5	M14X1.5			17	17	40	17	
1K-16	M16X1.5	M16X1.5			18	18	42	17	
1K-18	M18X1.5	M18X1.5			18	18	42	19	
1K-20	M20X1.5	M20X1.5			20	20	48	22	
1K-22	M22X1.5	M22X1.5			20	20	48	24	
1K-24	M24X1.5	M24X1.5			21.5	21.5	53	27	
1K-30	M30X1.5	M30X1.5			26	26	63	32	
1K-33	M33X1.5	M33X1.5			30	30	71	36	
1K-36	M36X1.5	M36X1.5			33	33	79	41	
1K-42	M42X1.5	M42X1.5			36	36	85	46	

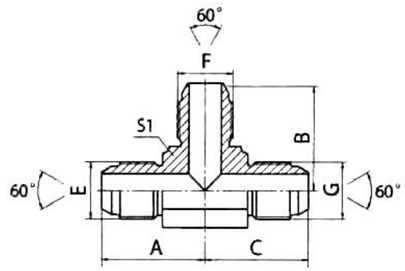

LAK

日本公制外螺纹60° 外锥三通

JIS METRIC MALE 60° CONE TEE

代号 PART NO.	螺纹 THREAD E	F	G			尺寸 DIMENSIONS A	B	C	S1	
AK-14	M14X1.5	M14X1.5	M14X1.5			26.5	26.5	26.5	14	
AK-16	M16X1.5	M16X1.5	M16X1.5			29.5	29.5	29.5	16	
AK-18	M18X1.5	M18X1.5	M18X1.5			30.8	30.8	30.8	19	
AK-22	M22X1.5	M22X1.5	M22X1.5			35.5	35.5	35.5	22	
AK-24	M24X1.5	M24X1.5	M24X1.5			37	37	37	22	
AK-30	M30X1.5	M30X1.5	M30X1.5			45	45	45	30	
AK-33	M33X1.5	M33X1.5	M33X1.5			50	50	50	33	

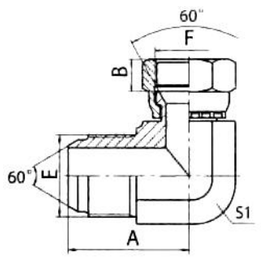

L2K9

90° 弯日本公制外螺纹60° 锥

90° ELBOW JIS METRIC 60° CONE

代号 PART NO.	螺纹 THREAD				尺寸 DIMENSIONS				
	E	F			A	B	S1	S2	
2K9-14	M14X1.5	M14X1.5			29	11	14	19	
2K9-16	M16X1.5	M16X1.5			31.5	10.5	16	22	
2K9-18	M18X1.5	M18X1.5			33.8	11	19	24	
2K9-22	M22X1.5	M22X1.5			38	14	22	27	
2K9-24	M24X1.5	M24X1.5			41.2	14.5	24	32	
2K9-30-24	M30X1.5	M24X1.5			48	14.5	30	32	
2K9-30	M30X1.5	M30X1.5			48	17	30	36	
2K9-33	M33X1.5	M33X1.5			55	17.5	33	41	

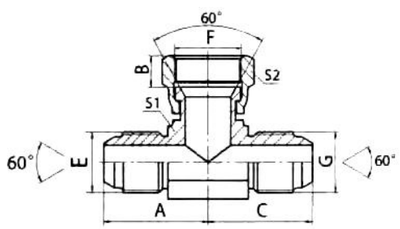

LBK

日本公制外螺纹60° 外锥 / 日本公制内螺纹60° 内锥分支三通

JIS METRIC MALE 60° CONE / JIS METRIC FEMALE 60° SEAT BRANCH TEE

代号 PART NO.	螺纹 THREAD					尺寸 DIMENSIONS				
	E	F	G			A	B	C	S1	S2
BK-14	M14X1.5	M14X1.5	M14X1.5			26.5	11	26.5	14	19
BK-16	M16X1.5	M16X1.5	M16X1.5			29.5	10.5	29.5	16	22
BK-18	M18X1.5	M18X1.5	M18X1.5			30.8	11	30.8	19	24
BK-22	M22X1.5	M22X1.5	M22X1.5			35.5	14	35.5	22	27
BK-24	M24X1.5	M24X1.5	M24X1.5			37	14.5	37	22	32
BK-30	M30X1.5	M30X1.5	M30X1.5			45	17	45	30	36
BK-33	M33X1.5	M33X1.5	M33X1.5			50	17.5	50	33	41

日本公制螺纹60° 锥面密封接头 JAPANESE METRIC THREAD 60° CONE ADAPTERS

D

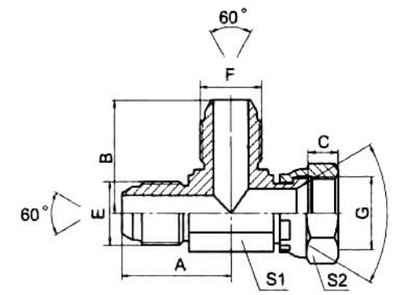

LCK

日本公制外螺纹60° 外锥 / 日本公制内螺纹60° 内锥主支三通

JIS METRIC MALE 60° CONE / JIS METRIC FEMALE 60° SEAT RUN TEE

代号 PART NO.	螺纹 THREAD					尺寸 DIMENSIONS				
	E	F	G			A	B	C	S1	S2
CK-14	M14X1.5	M14X1.5	M14X1.5			26.5	26.5	11	14	19
CK-16	M16X1.5	M16X1.5	M16X1.5			29.5	29.5	10.5	16	22
CK-18	M18X1.5	M18X1.5	M18X1.5			30.8	30.8	11	19	24
CK-22	M22X1.5	M22X1.5	M22X1.5			35.5	35.5	14	22	27
CK-24	M24X1.5	M24X1.5	M24X1.5			37	37	14.5	22	32
CK-30	M30X1.5	M30X1.5	M30X1.5			45	45	17	30	36
CK-33	M33X1.5	M33X1.5	M33X1.5			50	50	17.5	33	41

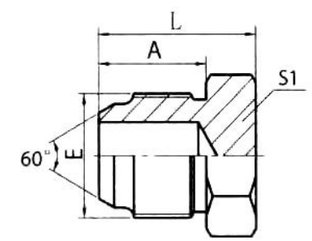

L4K

日本公制外螺纹60° 外锥堵头

JIS METRIC MALE 60° CONE PLUG

代号 PART NO.	螺纹 THREAD				尺寸 DIMENSIONS				
	E				A	L	S1		
4K-14	M14X1.5				17	23	17		
4K-16	M16X1.5				18	24	17		
4K-18	M18X1.5				18	25	19		
4K-20	M20X1.5				20	28	22		
4K-22	M22X1.5				20	28	24		
4K-24	M24X1.5				21.5	31.5	27		
4K-30	M30X1.5				26	37	32		
4K-33	M33X1.5				30	41	36		

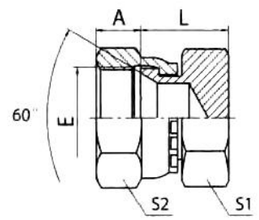

L9K

日本公制内螺纹60° 内锥堵头

JIS METRIC FEMALE 60° SEAT PLUG

代号 PART NO.	螺纹 THREAD E				尺寸 DIMENSIONS A	B	L	S1	
9K-14	M14X1.5				11	15	19	19	
9K-16	M16X1.5				10.5	17.5	22	22	
9K-18	M18X1.5				11	18.5	24	24	
9K-22	M22X1.5				14	21	27	27	
9K-24	M24X1.5				14.5	22.5	32	32	
9K-30	M30X1.5				17	25	36	36	
9K-33	M33X1.5				17.5	25.5	41	41	

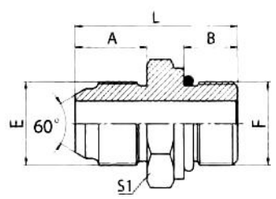

L1KH

日本公制外螺纹60° 外锥 / 公制
外螺纹可调向柱端重系列ISO 6149-2
JIS METRIC MALE 60° CONE / METRIC MALE
ADJUSTABLE STUD END S-SERIES ISO 6149-2

代号 PART NO.	螺纹 THREAD E	F	O形圈 O-RING	F端	尺寸 DIMENSIONS A	B	L	S1	
1KH-14-12	M14X1.5	M12X1.5		O09.3X2.4	17	11	35.5	17	
1KH-14	M14X1.5	M14X1.5		O11.3X2.4	17	11	35.5	19	
1KH-16-14	M16X1.5	M14X1.5		O11.3X2.4	18	11	36.5	19	
1KH-18-14	M18X1.5	M14X1.5		O11.3X2.4	18	11	36.5	19	
1KH-18-16	M18X1.5	M16X1.5		O13.3X2.4	18	11.5	40	22	
1KH-18-20	M18X1.5	M20X1.5		O17.3X2.4	18	12	40	27	
1KH-20-18	M20X1.5	M18X1.5		O15.3X2.4	20	12.5	43	24	
1KH-22-20	M22X1.5	M20X1.5		O17.3X2.4	20	12	42	27	
1KH-24-20	M24X1.5	M20X1.5		O17.3X2.4	21.5	12	43.5	27	
1KH-24-22	M24X1.5	M22X1.5		O19.3X2.4	21.5	13	45	27	
1KH-30-27	M30X1.5	M27X2		O23.5X3.0	26	16	53	32	
1KH-33	M33X1.5	M33X2		O29.5X3.0	30	16	62	41	
1KH-36-33	M36X1.5	M33X2		O29.5X3.0	33	16	65	41	

注：F端与ISO 6149-1油口相配。 Note: F end is fit for ISO 6149-1 port.

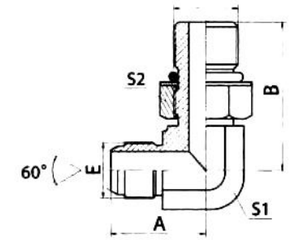

L1KH9

90° 弯日本公制外螺纹60° 外锥 / 公制
外螺纹可调向柱端重系列ISO 6149-2
90° ELBOW JIS METRIC MALE 60° CONE / METRIC MALE
ADJUSTABLE STUD END S-SERIES ISO 6149-2

代号 PART NO.	螺纹 THREAD E	F	O形圈 O-RING	F端	尺寸 DIMENSIONS A	B	S1	S2	
1KH9-14-12OG	M14X1.5	M12X1.5		O09.3X2.4	25.5	31.5	14	17	
1KH9-14OG	M14X1.5	M14X1.5		O11.3X2.4	27.5	32	14	19	
1KH9-16-14OG	M16X1.5	M14X1.5		O11.3X2.4	28.5	34	16	19	
1KH9-18-14OG	M18X1.5	M14X1.5		O11.3X2.4	30.8	35.5	19	19	
1KH9-18-16OG	M18X1.5	M16X1.5		O13.3X2.4	30.8	36	19	22	
1KH9-18-20OG	M18X1.5	M20X1.5		O17.3X2.4	30.8	37	19	27	
1KH9-20-18OG	M20X1.5	M18X1.5		O15.3X2.4	33	37	19	24	
1KH9-22-20OG	M22X1.5	M20X1.5		O17.3X2.4	35	40	22	27	
1KH9-24-20OG	M24X1.5	M20X1.5		O17.3X2.4	40	43.5	27	27	
1KH9-24-22OG	M24X1.5	M22X1.5		O19.3X2.4	40	44	27	27	
1KH9-30-27OG	M30X1.5	M27X2		O23.5X3.0	48	52	30	32	
1KH9-33OG	M33X1.5	M33X2		O29.5X3.0	50	52.5	33	41	
1KH9-36-33OG	M36X1.5	M33X2		O29.5X3.0	57	52.5	36	41	

注：F端与ISO 6149-1油口相配。 Note: F end is fit for ISO 6149-1 port.

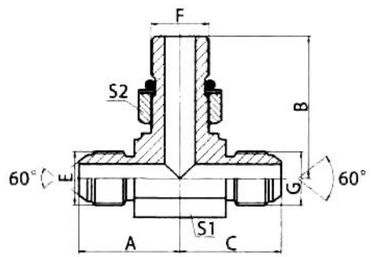

LAKHK-OG

日本公制外螺纹60° 外锥 / 公制
外螺纹可调向柱端重系列ISO 6149-2 分支三通
JIS METRIC MALE 60° CONE / METRIC MALE
ADJUSTABLE STUD END S-SERIES ISO 6149-2 BRANCH TEE

代号 PART NO.	螺纹 THREAD E	F	G	O形圈 O-RING	F端	尺寸 DIMENSIONS A	B	C	S1
AKHK-14-12-14OG	M14X1.5	M12X1.5	M14X1.5		O09.3X2.4	25.5	33.5	25.5	14
AKHK-14OG	M14X1.5	M14X1.5	M14X1.5		O11.3X2.4	27.5	32	27.5	14
AKHK-16-14-16OG	M16X1.5	M14X1.5	M16X1.5		O11.3X2.4	28.5	35.5	28.5	16
AKHK-18-14-18OG	M18X1.5	M14X1.5	M18X1.5		O11.3X2.4	30.8	37.5	30.8	19
AKHK-18-16-18OG	M18X1.5	M16X1.5	M18X1.5		O13.3X2.4	30.8	39.5	30.8	19
AKHK-18-20-18OG	M18X1.5	M20X1.5	M18X1.5		O17.3X2.4	30.8	44	30.8	19
AKHK-20-18-20OG	M20X1.5	M18X1.5	M20X1.5		O15.3X2.4	33	42.5	33	19
AKHK-22-20-22OG	M22X1.5	M20X1.5	M22X1.5		O17.3X2.4	35	45.5	35	22
AKHK-24-20-24OG	M24X1.5	M20X1.5	M24X1.5		O17.3X2.4	40	47	40	24
AKHK-24-22-24OG	M24X1.5	M22X1.5	M24X1.5		O19.3X2.4	40	47	40	24
AKHK-30-27-30OG	M30X1.5	M27X2	M30X1.5		O23.5X3.0	48	57	48	30
AKHK-33OG	M33X1.5	M33X2	M33X1.5		O29.5X3.0	54.5	59	54.5	33

注：F端与ISO 6149-1油口相配。 Note: F end is fit for ISO 6149-1 port.

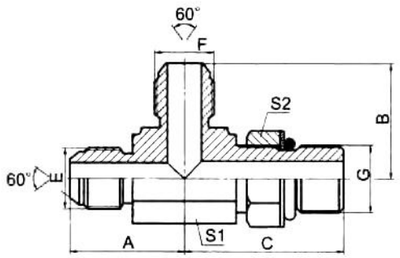

LAKKH-OG

日本公制外螺纹60° 外锥 / 公制
外螺纹可调向柱端重系列ISO 6149-2 主支三通
JIS METRIC MALE 60° CONE / METRIC MALE
ADJUSTABLE STUD END S-SERIES ISO 6149-2 RUN TEE

代号 PART NO.	螺纹 THREAD			O形圈 O-RING		尺寸 DIMENSIONS				
	E	F	G		G端	A	B	C	S1	S2
AKKH-14-14-12OG	M14X1.5	M14X1.5	M12X1.5		O09.3X2.4	25.5	25.5	33.5	14	17
AKKH-14OG	M14X1.5	M14X1.5	M14X1.5		O11.3X2.4	27.5	27.5	34.5	14	19
AKKH-16-16-14OG	M16X1.5	M16X1.5	M14X1.5		O11.3X2.4	28.5	28.5	35.5	16	19
AKKH-18-18-14OG	M18X1.5	M18X1.5	M14X1.5		O11.3X2.4	30.8	30.8	37.5	19	19
AKKH-18-18-16OG	M18X1.5	M18X1.5	M16X1.5		O13.3X2.4	30.8	30.8	39.5	19	22
AKKH-18-18-20OG	M18X1.5	M18X1.5	M20X1.5		O17.3X2.4	30.8	30.8	44	19	27
AKKH-20-20-18OG	M20X1.5	M20X1.5	M18X1.5		O15.3X2.4	33	33	42.5	19	24
AKKH-22-22-20OG	M22X1.5	M22X1.5	M20X1.5		O17.3X2.4	35	35	45.5	22	27
AKKH-24-24-20OG	M24X1.5	M24X1.5	M20X1.5		O17.3X2.4	40	40	47	24	27
AKKH-24-24-22OG	M24X1.5	M24X1.5	M22X1.5		O19.3X2.4	40	40	47	24	27
AKKH-30-30-27OG	M30X1.5	M30X1.5	M27X2		O23.5X3.0	48	48	57	30	32
AKKH-33OG	M33X1.5	M33X1.5	M33X2		O29.5X3.O	54.5	54.5	59	33	41
AKKH-36-36-33OG	M36X1.5	M36X1.5	M33X2		O29.5X3.0	57	57	60.5	36	41

注：G端与ISO 6149-1油口相配。 Note: G end is fit for ISO 6149-1 port.

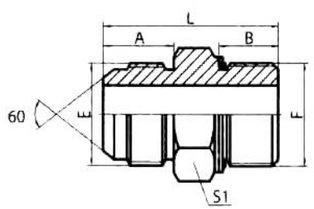

L1KG

日本公制外螺纹60° 外锥 / 英管外螺纹O形圈
JIS METRIC MALE 60° CONE / BSP MALE O-RING

代号 PART NO.	螺纹 THREAD		O形圈 O-RING		尺寸 DIMENSIONS			
	E	F		F端	A	B	L	S1
1KG-14-04	M14X1.5	G1/4"X19		O111	17	11	36	19
1KG-14-06	M14X1.5	G3/8"X19		O113	17	11.5	36.5	22
1KG-16-06	M16X1.5	G3/8"X19		O113	18	11.5	38	22
1KG-18-06	M18X1.5	G3/8"X19		O113	18	11.5	38	22
1KG-22-08	M22X1.5	G1/2"X14		O115	20	14	47	27
1KG-30-12	M30X1.5	G3/4"X14		O119	26	15.5	52.5	32
1KG-33-12	M33X1.5	G3/4"X14		O119	30	15.5	59.5	36
1KG-33-16	M33X1.5	G1"X11		O217	30	18	62	41

注：F端与DIN 3852油口相配。 Note: F end is connected with DIN 3852 port.

日本公制螺纹60° 锥面密封接头 JAPANESE METRIC THREAD 60° CONE ADAPTERS

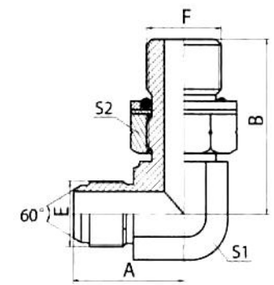

L1KG9-OG

90° 弯日本公制外螺纹 /
英管外螺纹O形圈可调向柱端
90° ELBOW JIS METRIC MALE / BSP
MALE O-RING ADJUSTABLE STUD END

代号 PART NO.	螺纹 THREAD		O形圈 O-RING		尺寸 DIMENSIONS			
	E	F		F端	A	B	S1	S2
1KG9-14-04OG	M14X1.5	G1/4"X19		O111	26.5	31.3	14	19
1KG9-14-06OG	M14X1.5	G3/8"X19		O113	28.5	35.8	16	22
1KG9-16-06OG	M16X1.5	G3/8"X19		O113	28	35.8	16	22
1KG9-18-06OG	M18X1.5	G3/8"X19		O113	30.8	37	19	22
1KG9-22-08OG	M22X1.5	G1/2"X14		O115	35.5	43.2	22	27
1KG9-24-08OG	M24X1.5	G1/2"X14		O115	37	46	24	27
1KG9-24-12OG	M24X1.5	G3/4"X14		O119	40	49.3	27	32
1KG9-30-12OG	M30X1.5	G3/4"X14		O119	47.5	53	33	32
1KG9-33-16OG	M33X1.5	G1"X11		O217	50	53	33	41
1KG9-42-20OG	M42X1.5	G1.1/4"X11		O222	63	59	41	50

注：F端与DIN 3852油口相配。 Note: F end is connected with DIN 3852 port.

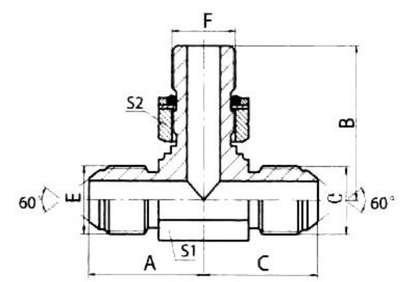

LAKGK-OG

日本公制外螺纹 / 英管
外螺纹O形圈可调向柱端分支三通
JIS METRIC MALE / BSP MALE O-RING
ADJUSTABLE STUD END BRANCH TEE

代号 PART NO.	螺纹 THREAD		O形圈 O-RING		尺寸 DIMENSIONS				
	E、G	F		F端	A	B	C	S1	S2
AKGK-14-04-14OG	M14X1.5	G1/4"X19		O111	26.5	31.3	26.5	14	19
AKGK-14-06-14OG	M14X1.5	G3/8"X19		O113	28.5	35.8	28.5	16	22
AKGK-16-06-16OG	M16X1.5	G3/8"X19		O113	28	35.8	28	16	22
AKGK-18-06-18OG	M18X1.5	G3/8"X19		O113	31	37	31	19	22
AKGK-22-08-22OG	M22X1.5	G1/2"X14		O115	35.5	43.2	35.5	22	27
AKGK-24-08-24OG	M24X1.5	G1/2"X14		O115	37	46	37	24	27
AKGK-24-12-24OG	M24X1.5	G3/4"X14		O119	40	49.3	40	27	32
AKGK-30-12-30OG	M30X1.5	G3/4"X14		O119	47.5	53	47.5	30	32
AKGK-33-16-33OG	M33X1.5	G1"X11		O217	50	53	50	33	41

注：F端与DIN 3852油口相配。 Note: F end is connected with DIN 3852 port.

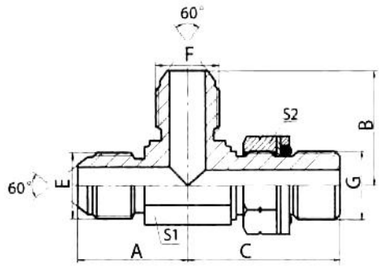

LAKKG-OG

日本公制外螺纹 /
英管外螺纹O形圈可调向柱端主支三通
JIS METRIC MALE /
BSP MALE O-ROING RUN TEE
ADJUSTABLE STUD END

代号 PART NO.	螺纹 THREAD		O形圈 O-RING	尺寸 DIMENSIONS				
	E,F	G	G端	A	B	C	S1	S2
AKKG-14-14-04OG	M14X1.5	G1/4"X19	O111	26.5	26.5	31.5	14	19
AKKG-14-14-06OG	M14X1.5	G3/8"X19	O113	28.5	28.5	35.5	16	22
AKKG-16-16-06OG	M16X1.5	G3/8"X19	O113	28	28	35.8	16	22
AKKG-18-18-06OG	M18X1.5	G3/8"X19	O113	30.8	30.8	37	19	22
AKKG-22-22-08OG	M22X1.5	G1/2"X14	O115	35.5	35.5	43	22	27
AKKG-24-24-08OG	M24X1.5	G1/2"X14	O115	40	40	46	27	27
AKKG-24-24-12OG	M24X1.5	G3/4"X14	O119	40	40	49.3	27	32
AKKG-30-30-12OG	M30X1.5	G3/4"X14	O119	47.5	47.5	53	30	32
AKKG-33-33-16OG	M33X1.5	G1"X11	O217	50	50	53	33	41

注：G端与DIN 3852油口相配。 Note: G end is connected with DIN 3852 port.

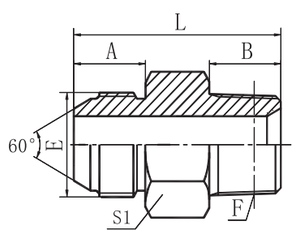

L1KT-SP

日本公制外螺纹60° 外锥 / 英锥管外螺纹
JIS METRIC MALE 60° CONE / BSPT MALE

代号 PART NO.	螺纹 THREAD				尺寸 DIMENSIONS				
	E	F			A	B	L	S1	
1KT-14-04SP	M14X1.5	R1/4"X19			17	14.5	37.5	17	
1KT-14-06SP	M14X1.5	R3/8"X19			17	15	38	19	
1KT-16-06SP	M16X1.5	R3/8"X19			18	15	39	19	
1KT-18-06SP	M18X1.5	R3/8"X19			18	15	39	19	
1KT-20-06SP	M20X1.5	R3/8"X19			20	15	43	22	
1KT-22-06SP	M22X1.5	R3/8"X19			20	15	43	24	
1KT-22-08SP	M22X1.5	R1/2"X14			20	20	48	24	
1KT-24-08SP	M24X1.5	R1/2"X14			21.5	20	51.5	27	
1KT-24-12SP	M24X1.5	R3/4"X14			21.5	20	51.5	30	
1KT-30-12SP	M30X1.5	R3/4"X14			26	20	57	32	
1KT-33-16SP	M33X1.5	R1"X11			30	25.5	66.5	36	
1KT-36-20SP	M36X1.5	R1.1/4"X11			33	26.5	72.5	46	
1KT-42-24SP	M42X1.5	R1.1/2"X11			36	26.5	77.5	50	

日本英管螺纹60° 锥面密封接头 Japanese Bsp Thread 60° Cone Fittings

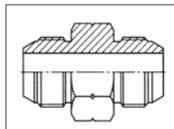 L1S E02	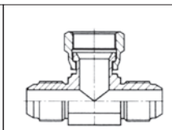 LBS E02	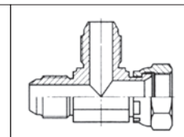 LCS E03	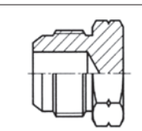 L4S E03	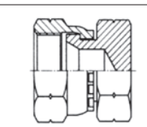 L9S E04	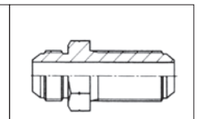 L6S E04
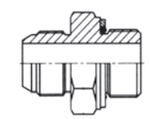 L1SG E05	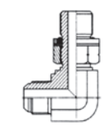 L1SG9-OG E05	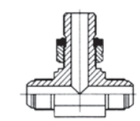 LASGS-OG E06	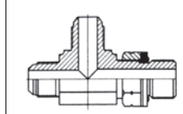 LASSG-OG E06	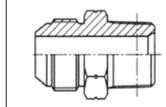 L1ST-SP E07	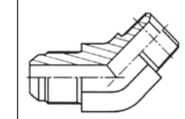 L1ST4-SP E08
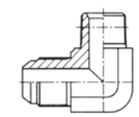 L1ST9-SP E09					

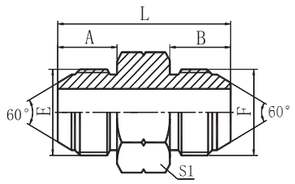

L1S

日本英管外螺纹60° 外锥

JIC GAS MALE 60° CONE

代号 PART NO.	螺纹 THREAD				尺寸 DIMENSIONS				
	E	F			A	B	L	S1	
1S-02	G1/8"X28	G1/8"X28			12	12	30	14	
1S-04	G1/4"X19	G1/4"X19			16	16	38	17	
1S-06	G3/8"X19	G3/8"X19			18	18	42	19	
1S-08	G1/2"X14	G1/2"X14			20	20	48	22	
1S-12	G3/4"X14	G3/4"X14			22	22	54	30	
1S-16	G1"X11	G1"X11			24	24	59	36	
1S-20	G1.1/4"X11	G1.1/4"X11			27	27	67	46	
1S-24	G1.1/2"X11	G1.1/2"X11			27	27	69	50	
1S-32	G2"X11	G2"X11			30	30	77	65	

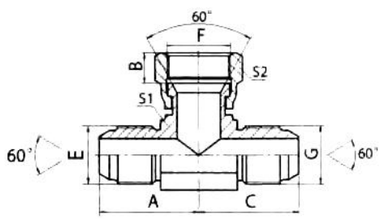

LBS

日本英管外螺纹60° 外锥 /
日本英管内螺纹60° 内锥分支三通

JIS GAS MALE 60° CONE /
JIS GAS FEMALE 60° SEAT BRANCH TEE

代号 PART NO.	螺纹 THREAD					尺寸 DIMENSIONS				
	E	F	G			A	B	C	S1	S2
BS-04	G1/4"X19	G1/4"X19	G1/4"X19			28	9	28	14	19
BS-06	G3/8"X19	G3/8"X19	G3/8"X19			29	9.5	29	16	22
BS-08	G1/2"X14	G1/2"X14	G1/2"X14			38	11.3	38	22	27
BS-12	G3/4"X14	G3/4"X14	G3/4"X14			43	13	43	27	32
BS-16	G1"X11	G1"X11	G1"X11			48.5	15	48.5	33	41

日本英管螺纹60° 锥面密封接头 JAPANESE BSP THREAD 60° CONE ADAPTERS

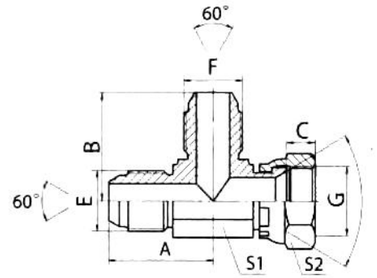

LCS

日本英管外螺纹60° 外锥 /
日本英管内螺纹60° 内锥主支三通

JIS GAS MALE 60° CONE /
JIS GAS FEMALE 60° SEAT RUN TEE

代号 PART NO.	螺纹 THREAD					尺寸 DIMENSIONS				
	E	F	G			A	B	C	S1	S2
CS-04	G1/4"X19	G1/4"X19	G1/4"X19			28	28	9	14	19
CS-06	G3/8"X19	G3/8"X19	G3/8"X19			29	29	9.5	16	22
CS-08	G1/2"X14	G1/2"X14	G1/2"X14			38	38	11.3	22	27
CS-12	G3/4"X14	G3/4"X14	G3/4"X14			43	43	13	27	32
CS-16	G1"X11	G1"X11	G1"X11			48.5	48.5	15	33	41

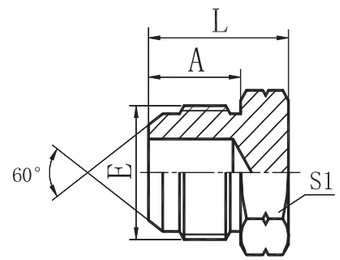

L4S

日本英管外螺纹60° 外锥堵头

JIS GAS MALE 60° CONE PLUG

代号 PART NO.	螺纹 THREAD				尺寸 DIMENSIONS				
	E				A	L	S1		
4S-04	G1/4"X19				16	24	17		
4S-06	G3/8"X19				18	24	19		
4S-08	G1/2"X14				20	28	22		
4S-12	G3/4"X14				22	32	30		
4S-16	G1"X11				24	35	36		

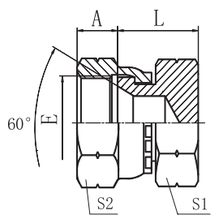

L9S

日本英管内螺纹60° 内锥堵头

JIS GAS FEMALE 60° SEAT PLUG

代号 PART NO.	螺纹 THREAD E				尺寸 DIMENSIONS A	L	S1	S2	
9S-04	G1/4"X19				9	14.5	17	19	
9S-06	G3/8"X19				9.5	15.5	19	22	
9S-08	G1/2"X14				11.3	19	22	27	
9S-12	G3/4"X14				13	23.5	32	32	
9S-16	G1"X11				15	25	36	41	
9S-20	G1.1/4"X11				15.5	29.5	50	50	
9S-24	G1.1/2"X11				17.5	29.5	55	55	
9S-32	G2"X11				24	32	70	70	

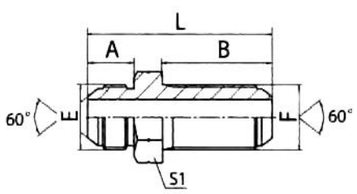

L6S

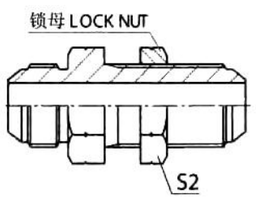

L6S-RN

日本英管外螺纹60° 外锥过板接头

JIS GAS MALE 60° CONE BULKHEAD

代号 PART NO.	螺纹 THREAD E	F			尺寸 DIMENSIONS A	B	L	S1	S2
6S-04	G1/4"X19	G1/4"X19			16	32	56	19	19
6S-06	G3/8"X19	G3/8"X19			18	36	62	22	22
6S-08	G1/2"X14	G1/2"X14			20	40	70	27	27
6S-12	G3/4"X14	G3/4"X14			22	41	74	32	32
6S-16	G1"X11	G1"X11			24	45	88	41	41

注：如需带锁母整套订货，则请在代号后加“LN”，如6S-16LN，锁母代号为8B。
Note: In case if you are interested to order the adapter in complete set with lock nut, it is necessary to insert suffix "LN" after our part NO., for example 6S-16LN, The lock nut NO. is 8B.

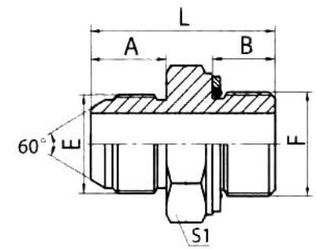

L1SG

日本英管外螺纹60° 外锥 / 英管外螺纹O形圈

JIS GAS MALE 60° CONE / BSP MALE O–RING

代号 PART NO.	螺纹 THREAD E	F	O形圈 O–RING	F端	尺寸 DIMENSIONS A	B	L	S1	
1SG-02	G1/8"X28	G1/8"X28		O011	12	9.5	29	14	
1SG-04	G1/4"X19	G1/4"X19		O111	16	11	34.5	19	
1SG-06	G3/8"X19	G3/8"X19		O113	18	11.5	37.5	22	
1SG-08	G1/2"X14	G1/2"X14		O115	20	14	44	27	
1SG-12	G3/4"X14	G3/4"X14		O119	22	15.5	48.5	32	
1SG-16	G1"X11	G1"X11		O217	24	18	55	41	
1SG-20	G1.1/4"X11	G1.1/4"X11		O222	27	20	59	50	
1SG-24	G1.1/2"X11	G1.1/2"X11		O224	27	21.5	62.5	55	

注：F端与DIN 3852油口相配。 Note: F end is connected with DIN 3852 port.

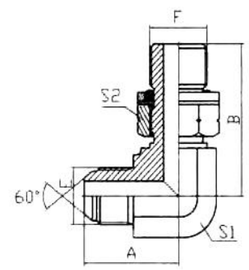

L1SG9-OG

90° 弯日本英管外螺纹60° 外锥 /
英管外螺纹O形圈可调向柱端

90° ELBOW JIS GAS MALE 60° CONE / BSP MALE O–RING ADJUSTABLE STUD END

代号 PART NO.	螺纹 THREAD E	F	O形圈 O–RING	F端	尺寸 DIMENSIONS A	B	L	S1	
1SG9-02OG	G1/8"X28	G1/8"X28		O011	21.8	26.2	11	14	
1SG9-04OG	G1/4"X19	G1/4"X19		O111	28	31.3	14	19	
1SG9-06OG	G3/8"X19	G3/8"X19		O113	29	35.8	16	22	
1SG9-08OG	G1/2"X14	G1/2"X14		O115	38	43.2	22	27	
1SG9-12OG	G3/4"X14	G3/4"X14		O119	43	49.3	27	32	
1SG9-16OG	G1"X11	G1"X11		O217	48.5	53	33	41	
1SG9-20OG	G1.1/4"X11	G1.1/4"X11		O222	57	59	41	50	
1SG9-24OG	G1.1/2"X11	G1.1/2"X11		O224	61	65	48	55	

注：F端与DIN 3852油口相配。 Note: F end is connected with DIN 3852 port.

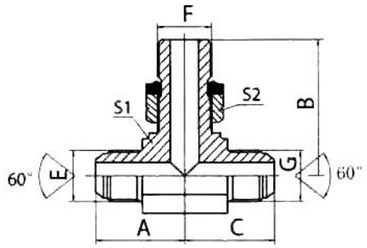

LASGS-OG

日本英管外螺纹60° 外锥 / 英管外螺纹
O形圈可调向柱端分支三通
JIS GAS MALE 60° CONE / BSP MALE
O–RING ADJUSTABLE STUD END BRANCH TEE

代号 PART NO.	螺纹 THREAD			O形圈 O–RING		尺寸 DIMENSIONS				
	E	F	G		F端	A	B	C	S1	S2
ASGS-02OG	G1/8"X28	G1/8"X28	G1/8"X28		O011	21.8	26.2	21.8	11	14
ASGS-04OG	G1/4"X19	G1/4"X19	G1/4"X19		O111	28	31.3	28	14	19
ASGS-06OG	G3/8"X19	G3/8"X19	G3/8"X19		O113	29	35.8	29	16	22
ASGS-08OG	G1/2"X14	G1/2"X14	G1/2"X14		O115	38	43.2	38	22	27
ASGS-12OG	G3/4"X14	G3/4"X14	G3/4"X14		O119	43	49.3	43	27	32
ASGS-16OG	G1"X11	G1"X11	G1"X11		O217	48.5	54.5	48.5	33	41
ASGS-20OG	G1.1/4"X11	G1.1/4"X11	G1.1/4"X11		O222	57	59	57	41	50
ASGS-24OG	G1.1/2"X11	G1.1/2"X11	G1.1/2"X11		O224	61	65	61	48	55

注：F端与DIN 3852油口相配。 Note: F end is connected with DIN 3852 port.

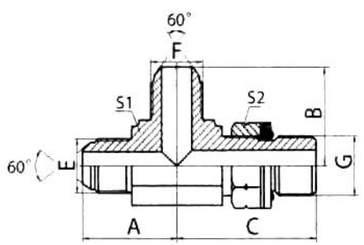

LASSG-OG

日本英管外螺纹60° 外锥 / 英管外螺纹
O形圈可调向柱端主支三通
JIS GAS MALE 60° CONE / BSP MALE
O–RING ADJUSTABLE STUD END RUN TEE

代号 PART NO.	螺纹 THREAD			O形圈 O–RING		尺寸 DIMENSIONS				
	E	F	G		G端	A	B	C	S1	S2
ASSG-02OG	G1/8"X28	G1/8"X28	G1/8"X28		O011	21.8	21.8	27	11	14
ASSG-04OG	G1/4"X19	G1/4"X19	G1/4"X19		O111	28	28	31	14	19
ASSG-06OG	G3/8"X19	G3/8"X19	G3/8"X19		O113	29	29	35.5	16	22
ASSG-08OG	G1/2"X14	G1/2"X14	G1/2"X14		O115	38	38	43.5	22	27
ASSG-12OG	G3/4"X14	G3/4"X14	G3/4"X14		O119	43	43	49.5	27	32
ASSG-16OG	G1"X11	G1"X11	G1"X11		O217	48.5	48.5	54.5	33	41
ASSG-20OG	G1.1/4"X11	G1.1/4"X11	G1.1/4"X11		O222	57	57	59	41	50
ASSG-24OG	G1.1/2"X11	G1.1/2"X11	G1.1/2"X11		O224	61	61	65	48	55

注：F端与DIN 3852油口相配。 Note: F end is connected with DIN 3852 port.

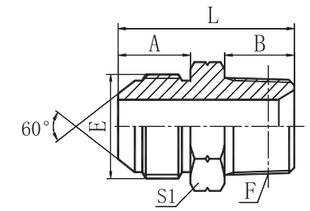

L1ST-SP

日本英管外螺纹60° 外锥 / 英锥管外螺纹
JIS GAS MALE 60° CONE / BSPT MALE

代号 PART NO.	螺纹 THREAD				尺寸 DIMENSIONS				
	E	F			A	B	L	S1	
1ST-02SP	G1/8"X28	R1/8"X28			12	10	28	14	
1ST-02-04SP	G1/8"X28	R1/4"X19			12	14.5	32.5	17	
1ST-04SP	G1/4"X19	R1/4"X19			16	14.5	36.5	17	
1ST-04-02SP	G1/4"X19	R1/8"X28			16	10	32	17	
1ST-04-06SP	G1/4"X19	R3/8"X19			16	15	39	19	
1ST-04-08SP	G1/4"X19	R1/2"X14			16	20	44	22	
1ST-06SP	G3/8"X19	R3/8"X19			18	15	41	19	
1ST-06-04SP	G3/8"X19	R1/4"X19			18	14.5	40.5	19	
1ST-06-08SP	G3/8"X19	R1/2"X14			18	20	46	22	
1ST-08SP	G1/2"X14	R1/2"X14			20	20	48	22	
1ST-08-04SP	G1/2"X14	R1/4"X19			20	14.5	42.5	22	
1ST-08-06SP	G1/2"X14	R3/8"X19			20	15	45	22	
1ST-08-12SP	G1/2"X14	R3/4"X14			20	20	50	27	
1ST-12SP	G3/4"X14	R3/4"X14			22	20	53	30	
1ST-12-08SP	G3/4"X14	R1/2"X14			22	20	53	30	
1ST-12-16SP	G3/4"X14	R1"X11			22	25.5	59	36	
1ST-16SP	G1"X11	R1"X11			24	25.5	62.5	41	
1ST-16-12SP	G1"X11	R3/4"X14			24	20	57	41	
1ST-20SP	G1.1/4"X11	R1.1/4"X11			27	26.5	66	46	
1ST-24SP	G1.1/2"X11	R1.1/2"X11			27	26.5	67.5	50	
1ST-32SP	G2"X11	R2"X11			30	30	77	65	

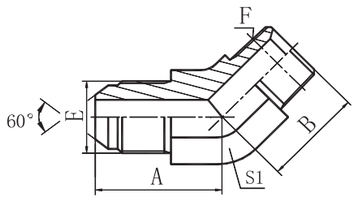

L1ST4-SP

45° 弯日本英管外螺纹60° 外锥 / 英管外螺纹

45° ELBOW JIS GAS MALE 60° CONE / BSPT MALE

代号 PART NO.	螺纹 THREAD				尺寸 DIMENSIONS				
	E	F			A	B	S1		
1ST4-02SP	G1/8"X28	R1/8"X28			19	17	11		
1ST4-02-04SP	G1/8"X28	R1/4"X19			19.8	21	14		
1ST4-04SP	G1/4"X19	R1/4"X19			24	21	14		
1ST4-04-02SP	G1/4"X19	R1/8"X28			24.5	17.5	14		
1ST4-04-06SP	G1/4"X19	R3/8"X19			24.5	23	16		
1ST4-04-08SP	G1/4"X19	R1/2"X14			26.5	29.5	22		
1ST4-06SP	G3/8"X19	R3/8"X19			26	23	16		
1ST4-06-04SP	G3/8"X19	R1/4"X19			26	21	16		
1ST4-06-08SP	G3/8"X19	R1/2"X14			28.5	29.5	22		
1ST4-08SP	G1/2"X14	R1/2"X14			31	29.5	22		
1ST4-08-06SP	G1/2"X14	R3/8"X19			30.5	25	22		
1ST4-12SP	G3/4"X14	R3/4"X14			34.5	30.5	27		
1ST4-12-08SP	G3/4"X14	R1/2"X14			34	30	27		
1ST4-16SP	G1"X11	R1"X11			37.5	39	33		
1ST4-16-12SP	G1"X11	R3/4"X14			37.5	32.5	33		
1ST4-20SP	G1.1/4"X11	R1.1/4"X11			44.5	44	41		
1ST4-24SP	G1.1/2"X11	R1.1/2"X11			47.5	47	48		
1ST4-32SP	G2"X11	R2"X11			54	53	63		

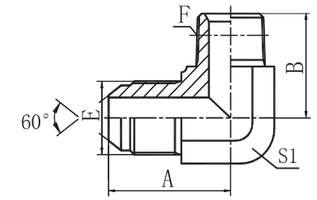

L1ST9-SP

90° 弯日本英管外螺纹60° 外锥 / 英锥管外螺纹

90° ELBOW JIC GAS MALE 60° CONE / BSPT MALE

代号 PART NO.	螺纹 THREAD				尺寸 DIMENSIONS				
	E	F			A	B	S1		
1ST9-02SP	G1/8"X28	R1/8"X28			21.8	21	11		
1ST9-02-04SP	G1/8"X28	R1/4"X19			24.3	25.5	14		
1ST9-04SP	G1/4"X19	R1/4"X19			29	26	14		
1ST9-04-02SP	G1/4"X19	R1/8"X28			29	23.5	14		
1ST9-04-06SP	G1/4"X19	R3/8"X19			30	29	16		
1ST9-06SP	G3/8"X19	R3/8"X19			31.5	28.5	16		
1ST9-06-04SP	G3/8"X19	R1/4"X19			31.5	26.5	16		
1ST9-06-08SP	G3/8"X19	R1/2"X14			36	36	22		
1ST9-08SP	G1/2"X14	R1/2"X14			38	36	22		
1ST9-08-06SP	G1/2"X14	R3/8"X19			38	32.5	22		
1ST9-08-12SP	G1/2"X14	R3/4"X14			41	43.5	27		
1ST9-12SP	G3/4"X14	R3/4"X14			43	43.5	27		
1ST9-12-08SP	G3/4"X14	R1/2"X14			43	40.5	27		
1ST9-12-16SP	G3/4"X14	R1"X11			47	50	33		
1ST9-16SP	G1"X11	R1"X11			48.5	50	33		
1ST9-20SP	G1.1/4"X11	R1.1/4"X11			57	59	41		
1ST9-24SP	G1.1/2"X11	R1.1/2"X11			61	62.5	48		
1ST9-32SP	G2"X11	R2"X11			73.2	74.2	63		

英管螺纹60°锥面密封接头 Bsp Thread 60° Cone Fittings

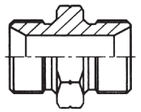 L1B F03	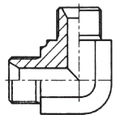 L1B9 F04	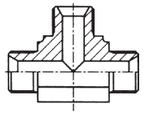 LAB F05	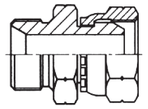 L2B F06	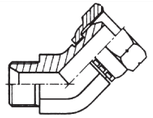 L2B4 F07	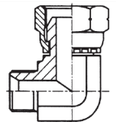 L2B9 F07
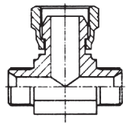 LBB F08	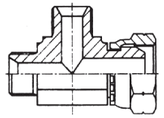 LCB F08	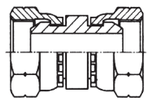 L3B F09	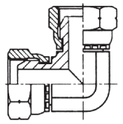 L3B9 F10	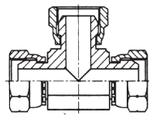 LDB F10	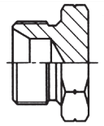 L4B F11
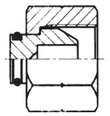 L9B F11	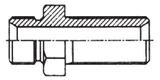 L6B F12	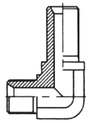 L6B9 F12	L8B F13	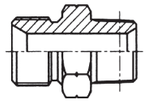 L1BT-SP F14	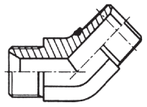 L1BT4-SP F15
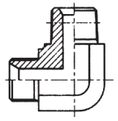 L1BT9-SP F16	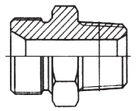 L1BN F17	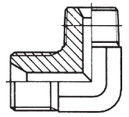 L1BN9 F18	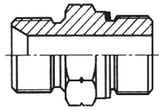 L1BG F19	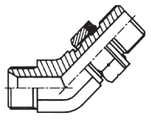 L1BG4-OG F20	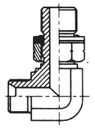 L1BG9-OG F20
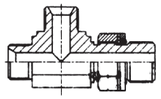 LABBG-OG F21	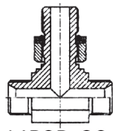 LABGB-OG F21	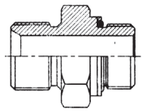 L1BH F22	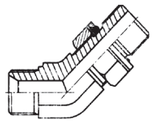 L1BH4-OG F23	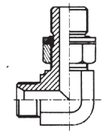 L1BH9-OG F24	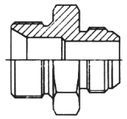 L1BJ F25
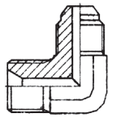 L1BJ9 F26	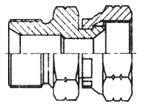 L2BJ F27	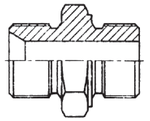 L1BL F28	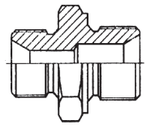 L1BM F29	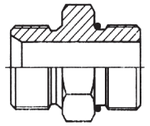 L1BO F30	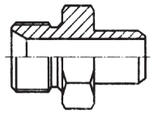 L1BW F31
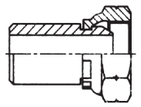 L2WB F31	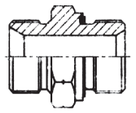 L1B-WD F32	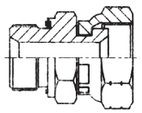 L2BJ-WD F33	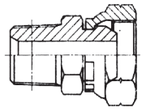 L2NB F34	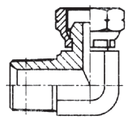 L2NB9 F35	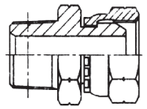 L2TB-SP F36

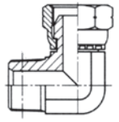 L2TB9-SP F37	L4BN F37	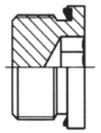 L4BN-WD F38	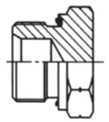 L4B-WD F38	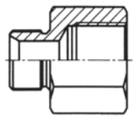 L5B F39	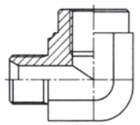 L5B9 F40
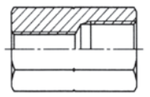 L7B F40	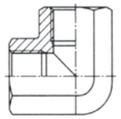 L7B9 F41	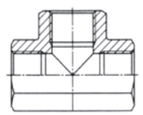 LGB F41	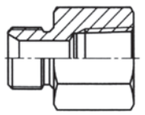 L5BN F42	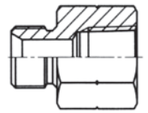 L5BT F42	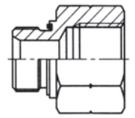 L5B-WD F43
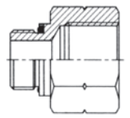 L5GB F44	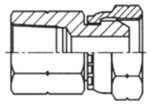 L7TB-S F44	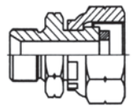 L2B-G F45	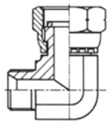 L2B9-G F45	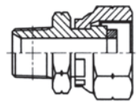 L2TB-G/SP F46	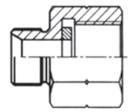 L5B-G F46

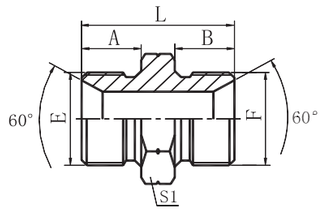

L1B

英管外螺纹60°内锥或六角端面用组合垫密封

BSP MALE DOUBLE USE FOR 60°
SEAT OR BONDED SEAL

代号 PART NO.	螺纹 THREAD		尺寸 DIMENSIONS			
	E	F	A	B	L	S1
1B-02	G1/8"X28	G1/8"X28	10	10	26	14
1B-02-04	G1/8"X28	G1/4"X19	10	12	28	19
1B-02-06	G1/8"X28	G3/8"X19	10	13.5	31.5	22
1B-02-08	G1/8"X28	G1/2"X14	10	16	36	27
1B-04	G1/4"X19	G1/4"X19	12	12	30	19
1B-04-06	G1/4"X19	G3/8"X19	12	13.5	33.5	22
1B-04-08	G1/4"X19	G1/2"X14	12	16	38	27
1B-04-10	G1/4"X19	G5/8"X14	12	17.5	39.5	30
1B-06	G3/8"X19	G3/8"X19	13.5	13.5	35	22
1B-06-08	G3/8"X19	G1/2"X14	13.5	16	39.5	27
1B-06-10	G3/8"X19	G5/8"X14	13.5	17.5	41	30
1B-06-12	G3/8"X19	G3/4"X14	13.5	18.5	43	32
1B-08	G1/2"X14	G1/2"X14	16	16	42	27
1B-08-10	G1/2"X14	G5/8"X14	16	17.5	43.5	30
1B-08-12	G1/2"X14	G3/4"X14	16	18.5	45.5	32
1B-10	G5/8"X14	G5/8"X14	17.5	17.5	45	30
1B-10-12	G5/8"X14	G3/4"X14	17.5	18.5	47	32
1B-10-16	G5/8"X14	G1"X11	17.5	20.5	51.5	41
1B-12	G3/4"X14	G3/4"X14	18.5	18.5	48	32
1B-12-16	G3/4"X14	G1"X11	18.5	20.5	52.5	41
1B-12-20	G3/4"X14	G1.1/4"X11	18.5	20.5	56	50
1B-16	G1"X11	G1"X11	20.5	20.5	54	41
1B-16-20	G1"X11	G1.1/4"X11	20.5	20.5	58	50
1B-16-24	G1"X11	G1.1/2"X11	20.5	23	60.5	55
1B-20	G1.1/4"X11	G1.1/4"X11	20.5	20.5	58	50
1B-20-24	G1.1/4"X11	G1.1/2"X11	20.5	23	60.5	55
1B-24	G1.1/2"X11	G1.1/2"X11	23	23	63	55
1B-24-32	G1.1/2"X11	G2"X11	23	25.5	66.5	70
1B-32	G2"X11	G2"X11	25.5	25.5	68	70
1B-40	G2.1/2"X11	G2.1/2"X11	32	32	81	90
1B-48	G3"X11	G3"X11	36	36	92	100

英管螺纹60°锥面密封接头 BSP THREAD 60° CONE ADAPTERS

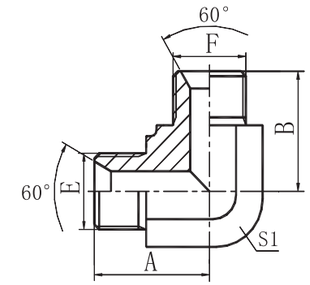

L1B9

90°弯英管外螺纹60°内锥

90° ELBOW BSP MALE 60° SEAT

代号 PART NO.	螺纹 THREAD				尺寸 DIMENSIONS				
	E	F			A	B	S1		
1B9-02	G1/8"X28	G1/8"X28			19.8	19.8	11		
1B9-02-04	G1/8"X28	G1/4"X19			23	25	14		
1B9-04	G1/4"X19	G1/4"X19			24.5	24.5	14		
1B9-04-06	G1/4"X19	G3/8"X19			26.5	27.5	16		
1B9-06	G3/8"X19	G3/8"X19			27.5	27.5	16		
1B9-06-08	G3/8"X19	G1/2"X14			31	34.5	22		
1B9-08	G1/2"X14	G1/2"X14			34.5	34.5	22		
1B9-08-12	G1/2"X14	G3/4"X14			37.5	40	27		
1B9-10	G5/8"X14	G5/8"X14			35	35	22		
1B9-10-12	G5/8"X14	G3/4"X14			37.5	40	27		
1B9-12	G3/4"X14	G3/4"X14			40	40	27		
1B9-12-16	G3/4"X14	G1"X11			43.5	46	33		
1B9-16	G1"X11	G1"X11			46	46	33		
1B9-16-20	G1"X11	G1.1/4"X11			50.5	50.5	41		
1B9-20	G1.1/4"X11	G1.1/4"X11			50.5	50.5	41		
1B9-20-24	G1.1/4"X11	G1.1/2"X11			54.5	57.5	48		
1B9-24	G1.1/2"X11	G1.1/2"X11			57.5	57.5	48		
1B9-32	G2"X11	G2"X11			68	68	63		

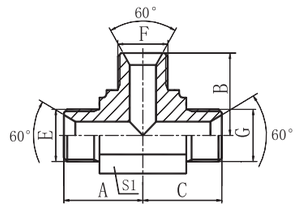

LAB

英管外螺纹60° 内锥三通

BSP MALE 60° SEAT TEE

代号 PART NO.	螺纹 THREAD					尺寸 DIMENSIONS				
	E	F	G			A	B	C	S1	
AB-02	G1/8"X28	G1/8"X28	G1/8"X28			19.8	19.8	19.8	11	
AB-04	G1/4"X19	G1/4"X19	G1/4"X19			24.5	24.5	24.5	14	
AB-04-06-04	G1/4"X19	G3/8"X19	G1/4"X19			26.5	27.5	26.5	16	
AB-06-04-06	G3/8"X19	G1/4"X19	G3/8"X19			27.5	26.5	27.5	16	
AB-06	G3/8"X19	G3/8"X19	G3/8"X19			27.5	27.5	27.5	16	
AB-06-08-06	G3/8"X19	G1/2"X14	G3/8"X19			31	34.5	31	22	
AB-08-06-08	G1/2"X14	G3/8"X19	G1/2"X14			34.5	31	34.5	22	
AB-08	G1/2"X14	G1/2"X14	G1/2"X14			34.5	34.5	34.5	22	
AB-10	G5/8"X14	G5/8"X14	G5/8"X14			35	35	35	22	
AB-12	G3/4"X14	G3/4"X14	G3/4"X14			40	40	40	27	
AB-12-16-12	G3/4"X14	G1"X11	G3/4"X14			43.5	46	43.5	33	
AB-16-12-16	G1"X11	G3/4"X14	G1"X11			46	43.5	46	33	
AB-16	G1"X11	G1"X11	G1"X11			46	46	46	33	
AB-20	G1.1/4"X11	G1.1/4"X11	G1.1/4"X11			50.5	50.5	50.5	41	
AB-24	G1.1/2"X11	G1.1/2"X11	G1.1/2"X11			57.5	57.5	57.5	48	
AB-32	G2"X11	G2"X11	G2"X11			72.5	72.5	72.5	63	

F

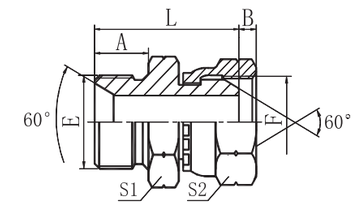

L2B

英管外螺纹60°内锥或六角端面用组合垫密封/
英管内螺纹60°外锥

BSP MALE DOUBLE USE FOR 60°SEAT
OR BONDED SEAL / BSP FEMALE 60°CONE

代号 PART NO.	螺纹 THREAD				尺寸 DIMENSIONS				
	E	F			A	B	L	S1	S2
2B-02	G1/8"X28	G1/8"X28			10	6	25	14	14
2B-02-04	G1/8"X28	G1/4"X19			10	5	27	14	19
2B-04	G1/4"X19	G1/4"X19			12	5	29	19	19
2B-04-06	G1/4"X19	G3/8"X19			12	6.5	30.5	19	22
2B-04-08	G1/4"X19	G1/2"X14			12	7.8	32	19	27
2B-06	G3/8"X19	G3/8"X19			13.5	6.5	34	22	22
2B-06-08	G3/8"X19	G1/2"X14			13.5	7.8	35.5	22	27
2B-06-10	G3/8"X19	G5/8"X14			13.5	9	36	22	30
2B-08	G1/2"X14	G1/2"X14			16	7.8	40	27	27
2B-08-06	G1/2"X14	G3/8"X19			16	6.5	38-5	27	22
2B-08-12	G1/2"X14	G3/4"X14			16	10.5	41	27	32
2B-10	G5/8"X14	G5/8"X14			17.5	9	42	30	30
2B-10-08	G5/8"X14	G1/2"X14			17.5	7.8	41.5	30	27
2B-10-12	G5/8"X14	G3/4"X14			17.5	10.5	42.5	30	32
2B-12	G3/4"X14	G3/4"X14			18.5	10.5	44.5	32	32
2B-12-10	G3/4"X14	G5/8"X14			18.5	9	44	32	30
2B-12-16	G3/4"X14	G1"X11			18.5	11	46	32	41
2B-16	G1"X11	G1"X11			20.5	11	50	41	41
2B-16-12	G1"X11	G3/4"X14			20.5	10.5	49	41	32
2B-16-20	G1"X11	G1.1/4"X11			20.5	11.5	52	41	50
2B-20	G1.1/4"X11	G1.1/4"X11			20.5	11.5	54	50	50
2B-20-16	G1.1/4"X11	G1"X11			20.5	11	52	50	41
2B-20-24	G1.1/4"X11	G1.1/2"X11			20.5	12.5	55.5	50	55
2B-24	G1.1/2"X11	G1.1/2"X11			23	12.5	57.5	55	55
2B-32	G2"X11	G2"X11			25.5	17	64.6	70	70

F

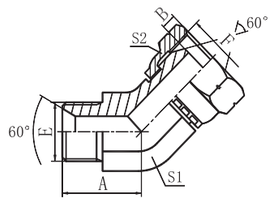

L2B4

45° 英管外螺纹60° 内锥/英管内螺纹60° 外锥

45° ELBOW BSP MALE 60° SEAT /
BSP FEMALE 60° CONE

代号 PART NO.	螺纹 THREAD				尺寸 DIMENSIONS				
	E	F			A	B	S1	S2	
2B4-04	G1/4"X19	G1/4"X19			20.3	5	14	19	
2B4-04-06	G1/4"X19	G3/8"X19			20.3	6.5	14	22	
2B4-06	G3/8"X19	G3/8"X19			22	6.5	16	22	
2B4-06-04	G3/8"X19	G1/4"X19			22	5	16	19	
2B4-08	G1/2"X14	G1/2"X14			27	7.8	22	27	
2B4-08-06	G1/2"X14	G3/8"X19			27	6.5	22	22	
2B4-10	G5/8"X14	G5/8"X14			28.5	9	22	30	
2B4-10-08	G5/8"X14	G1/2"X14			28.5	7.8	22	27	
2B4-12	G3/4"X14	G3/4"X14			31	10.5	27	32	
2B4-16	G1"X11	G1"X11			35	11	33	41	
2B4-20	G1.1/4"X11	G1.1/4"X11			38.5	11.5	41	50	
2B4-24	G1.1/2"X11	G1.1/2"X11			44	12.5	48	55	
2B4-32	G2"X11	G2"X11			51	17	63	70	

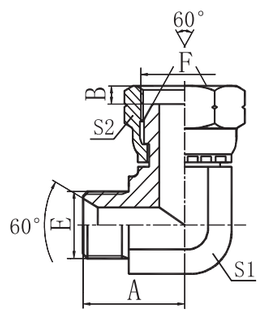

L2B9

90°弯英管外螺纹60°内锥/英管内螺纹60°外锥

90°ELBOW BSP MALE60° SEAT/
BSP FEMALE 60°CONE

代号 PART NO.	螺纹 THREAD				尺寸 DIMENSIONS				
	E	F			A	B	S1	S2	
2B9-02	G1/8"X28	G1/8"X28			19.8	6	11	14	
2B9-04	G1/4"X19	G1/4"X19			24.5	5	14	19	
2B9-04-06	G1/4"X19	G3/8"X19			25	6.5	14	22	
2B9-06	G3/8"X19	G3/8"X19			27.5	6.5	16	22	
2B9-06-04	G3/8"X19	G1/4"X19			27.5	5	16	19	
2B9-08	G1/2"X14	G1/2"X14			34.5	7.8	22	27	
2B9-08-06	G1/2"X14	G3/8"X19			34.5	6.5	22	22	
2B9-10	G5/8"X14	G5/8"X14			35	9	22	30	
2B9-10-08	G5/8"X14	G1/2"X14			35	7.8	22	27	
2B9-12	G3/4"X14	G3/4"X14			40	10.5	27	32	
2B9-16	G1"X11	G1"X11			46	11	33	41	
2B9-20	G1.1/4"X11	G1.1/4"X11			50.5	11.5	41	50	
2B9-24	G1.1/2"X11	G1.1/2"X11			57.5	12.5	48	55	
2B9-32	G2"X11	G2"X11			70	17	63	70	

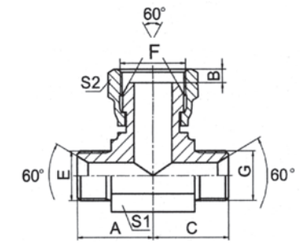

LBB

英管外螺纹60° 内锥/英管内螺纹60° 外锥分支三通

BSP MALE 60° SEAT / BSP FEMALE 60° CONE
BRANCH TEE

代号 PART NO.	螺纹 THREAD					尺寸 DIMENSIONS				
	E	F	G			A	B	C	S1	S2
BB-02	G1/8"X28	G1/8"X28	G1/8"X28			19.8	6	19.8	11	14
BB-04	G1/4"X19	G1/4"X19	G1/4"X19			24.5	5	24.5	14	19
BB-06	G3/8"X19	G3/8"X19	G3/8"X19			27.5	6.5	27.5	16	22
BB-08	G1/2"X14	G1/2"X14	G1/2"X14			34.5	7.8	34.5	22	27
BB-12	G3/4"X14	G3/4"X14	G3/4"X14			40	10.5	40	27	32
BB-16	G1"X11	G1"X11	G1"X11			46	11	46	33	41
BB-20	G1.1/4"X11	G1.1/4"X11	G1.1/4"X11			50.5	11.5	50.5	41	50
BB-24	G1.1/2"X11	G1.1/2"X11	G1.1/2"X11			57.5	12.5	57.5	48	55
BB-32	G2"X11	G2"X11	G2"X11			72.5	17	72.5	63	70

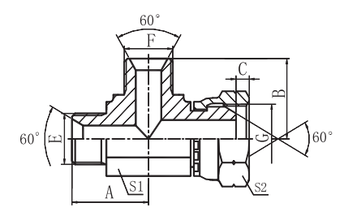

LCB

英管外螺纹/英管外螺纹/英管内螺纹

BSP MALE/BSP MALE/BSP FEMALE

代号 PART NO.	螺纹 THREAD					尺寸 DIMENSIONS				
	E	F	G			A	B	C	S1	S2
CB-04	G1/4"X19	G1/4"X19	G1/4"X19			25	25	5	14	19
CB-06	G3/8"X19	G3/8"X19	G3/8"X19			27.5	27.5	6.5	16	22
CB-08	G1/2"X14	G1/2"X14	G1/2"X14			34.5	34.5	7.8	22	27
CB-08-06-08	G1/2"X14	G3/8"X19	G1/2"X14			34.5	31.5	7.8	22	27
CB-10	G5/8"X14	G5/8"X14	G5/8"X14			34.5	34.5	9	22	30
CB-12	G3/4"X14	G3/4"X14	G3/4"X14			40	40	10.5	27	32
CB-12-06-12	G3/4"X14	G3/8"X19	G3/4"X14			40	34.5	10.5	27	32
CB-12-08-12	G3/4"X14	G1/2"X14	G3/4"X14			40	37.5	10.5	27	32
CB-16	G1"X11	G1"X11	G1"X11			46	46	11	33	41
CB-20	G1.1/4"X11	G1.1/4"X11	G1.1/4"X11			50.5	50.5	11.5	41	50
CB-24	G1.1/2"X11	G1.1/2"X11	G1.1/2"X11			57.5	57.5	12.5	48	55

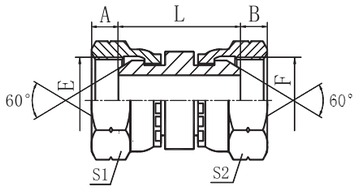

L3B

英管内螺纹60°外锥

BSP FEMALE 60°CONE

代号 PART NO.	螺纹 THREAD				尺寸 DIMENSIONS				
	E	F			A	B	L	S1	S2
3B-02	G1/8"X28	G1/8"X28			6	6	20.5	14	14
3B-02-04	G1/8"X28	G1/4"X19			6	5	23	14	19
3B-04	G1/4"X19	G1/4"X19			5	5	25	19	19
3B-04-06	G1/4"X19	G3/8"X19			5	6.5	27	19	22
3B-04-08	G1/4"X19	G1/2"X14			5	7.8	28.5	19	27
3B-06	G3/8"X19	G3/8"X19			6.5	6.5	29	22	22
3B-06-08	G3/8"X19	G1/2"X14			6.5	7.8	30.5	22	27
3B-08	G1/2"X14	G1/2"X14			7.8	7.8	31.5	27	27
3B-08-10	G1/2"X14	G5/8"X14			7.8	9	32.5	27	30
3B-08-12	G1/2"X14	G3/4"X14			7.8	10.5	32.5	27	32
3B-10	G5/8"X14	G5/8"X14			9	9	33	30	30
3B-10-12	G5/8"X14	G3/4"X14			9	10.5	33	30	32
3B-12	G3/4"X14	G3/4"X14			10.5	10.5	32.5	32	32
3B-12-16	G3/4"X14	G1"X11			10.5	11	35	32	41
3B-16	G1"X11	G1"X11			11	11	36.5	41	41
3B-16-20	G1"X11	G1.1/4"X11			11	11.5	38	41	50
3B-20	G1.1/4"X11	G1.1/4"X11			11.5	11.5	41	50	50
3B-24	G1.1/2"X11	G1.1/2"X11			12.5	12.5	43	55	55
3B-32	G2"X11	G2"X11			17	17	51	70	70

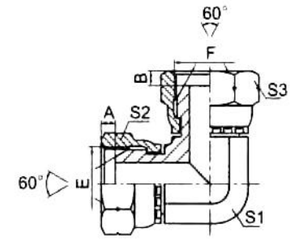

L3B9

90° 英管内螺纹60° 外锥

90° BSP FEMALE 60° CONE

代号 PART NO.	螺纹 THREAD				尺寸 DIMENSIONS				
	E	F			A	B	S1	S2	S3
3B9-02	G1/8"X28	G1/8"X28			5.5	5.5	11	14	14
3B9-04	G1/4"X19	G1/4"X19			5.5	5.5	11	19	19
3B9-06	G3/8"X19	G3/8"X19			6.3	6.3	14	22	22
3B9-08	G1/2"X14	G1/2"X14			7.5	7.5	19	27	27
3B9-10	G5/8"X14	G5/8"X14			9.5	9.5	19	30	30
3B9-12	G3/4"X14	G3/4"X14			10.9	10.9	24	32	32
3B9-16	G1"X11	G1"X11			11.7	11.7	30	41	41
3B9-20	G1.1/4"X11	G1.1/4"X11			11	11	41	50	50
3B9-24	G1.1/2"X11	G1.1/2"X11			13	13	48	55	55
3B9-32	G2"X11	G2"X11			16	16	63	70	70

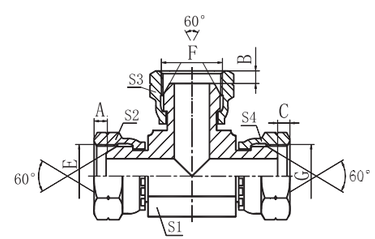

LDB

英管内螺纹60° 外锥三通

BSP FEMALE 60° CONE TEE

代号 PART NO.	螺纹 THREAD					尺寸 DIMENSIONS				
	E	F	G			A,C	B	S1	S2,S4	S3
DB-02	G1/8"X28	G1/8"X28	G1/8"X28			6	6	11	14	14
DB-04	G1/4"X19	G1/4"X19	G1/4"X19			5	5	11	19	19
DB-06	G3/8"X19	G3/8"X19	G3/8"X19			6.5	6.5	14	22	22
DB-08	G1/2"X14	G1/2"X14	G1/2"X14			7.8	7.8	19	27	27
DB-10	G5/8"X14	G5/8"X14	G5/8"X14			9	9	22	30	30
DB-12	G3/4"X14	G3/4"X14	G3/4"X14			10.5	10.5	24	32	32
DB-12-08-12	G3/4"X14	G1/2"X14	G3/4"X14			10.5	7.8	24	32	27
DB-16	G1"X11	G1"X11	G1"X11			11	11	30	41	41
DB-16-12-16	G1"X11	G3/4"X14	G1"X11			11	10.5	30	41	32
DB-20	G1.1/4"X11	G1.1/4"X11	G1.1/4"X11			11.5	11.5	36	50	50
DB-24	G1.1/2"X11	G1.1/2"X11	G1.1/2"X11			12.5	12.5	48	55	55
DB-32	G2"X11	G2"X11	G2"X11			17	17	55	70	70

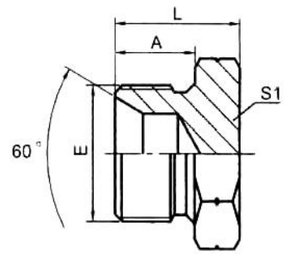

L4B

英管外螺纹60° 内锥或六角端面用组合垫密封堵头

BSP MALE DOUBLE USE FOR 60° SEAT OR BONDED SEAL PLUG

代号 PART NO.	螺纹 THREAD E				尺寸 DIMENSIONS A	L	S1		
4B-02	G1/8"X28				10	16	14		
4B-04	G1/4"X19				12	18	19		
4B-06	G3/8"X19				13.5	21.5	22		
4B-08	G1/2"X14				16	26	27		
4B-10	G5/8"X14				17.5	27.5	30		
4B-12	G3/4"X14				18.5	29.5	32		
4B-16	G1"X11				20.5	34	41		
4B-20	G1.1/4"X11				20.5	37.5	50		
4B-24	G1.1/2"X11				23	40	55		
4B-32	G2"X11				25.5	43.5	70		

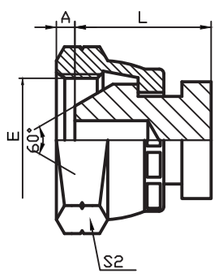

L9B

英管内螺纹60° 外锥堵头

BSP FEMALE 60° CONE PLUG

代号 PART NO.	螺纹 THREAD E				尺寸 DIMENSIONS A	L	S2		
9B-02	G1/8"X28				6	12	14		
9B-04	G1/4"X19				5	14	19		
9B-06	G3/8"X19				6.5	16	22		
9B-08	G1/2"X14				7.8	17.5	27		
9B-10	G5/8"X14				9	18	30		
9B-12	G3/4"X14				10.5	18.5	32		
9B-16	G1"X11				11	20.5	41		
9B-20	G1.1/4"X11				11.5	22.5	50		
9B-24	G1.1/2"X11				12.5	23.5	55		
9B-32	G2"X11				17	28	70		

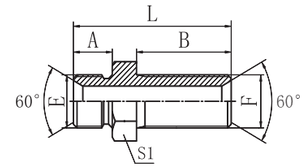

L6B

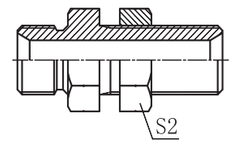

L6B-LN

英管外螺纹60° 内锥过板接头

BSP MALE 60° SEAT BULKHEAD

代号 PART NO.	螺纹 THREAD E	F			尺寸 DIMENSIONS A	B	L	S1	S2
6B-02	G1/8"X28	G1/8"X28			10	33	49	14	14
6B-04	G1/4"X19	G1/4"X19			12	35	53	19	19
6B-04-06	G1/4"X19	G3/8"X19			12	35	55	22	22
6B-06	G3/8"X19	G3/8"X19			13.5	35	56.5	22	22
6B-06-08	G3/8"X19	G1/2"X14			13.5	39	62.5	27	27
6B-08	G1/2"X14	G1/2"X14			16	39	65	27	27
6B-08-06	G1/2"X14	G3/8"X19			16	35	61	27	22
6B-08-16	G1/2"X14	G1"X11			16	50	79	41	41
6B-10	G5/8"X14	G5/8"X14			17.5	40	67.5	30	30
6B-12	G3/4"X14	G3/4"X14			18.5	42	71.5	32	32
6B-12-08	G3/4"X14	G1/2"X14			18.5	39	68.5	32	27
6B-12-16	G3/4"X14	G1"X11			18.5	50	81.5	41	41
6B-16	G1"X11	G1"X11			20.5	50	84	41	41
6B-20	G1.1/4"X11	G1.1/4"X11			20.5	52	89.5	50	50
6B-24	G1.1/2"X11	G1.1/2"X11			23	55	93	55	55
6B-32	G2"X11	G2"X11			25.5	55	97.5	70	70

注:如需带锁母整套订货，则请在代号后“LN”，如6B–16LN。
Note:In case if you are interested to order the adapter in complete set with lock nut，it is necessary to insert suffix“LN”after our part no.,for example 6B–16LN.

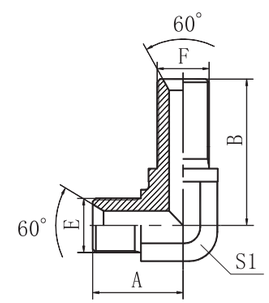

L6B9

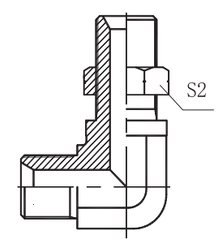

L6B9-LN

90° 弯英管外螺纹60° 内锥过板接头

90° ELBOW BSP MALE 60° SEAT BULKHEAD

代号 PART NO.	螺纹 THREAD E	F			尺寸 DIMENSIONS A	B	S1	S2	
6B9-04	G1/4"X19	G1/4"X19			25	51	16	19	
6B9-06	G3/8"X19	G3/8"X19			29	53.5	19	22	
6B9-08	G1/2"X14	G1/2"X14			34.5	58.5	22	27	
6B9-12	G3/4"X14	G3/4"X14			41	64	30	32	
6B9-16	G1"X11	G1"X11			47.5	71	33	41	

注：如需带锁母整套订货，则请在代号后加“LN”，如6B9-16LN，锁母代号为8B。
Note:In case if you are interested to order the adapter in complete set with lock nut,it is necessary to insert suffix“LN”after our part no.,for example 6B9-16LN. The lock nut NO. is 8B.

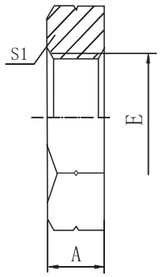

L8B

英管螺纹锁母

BSP LOCK NUT

代号 PART NO.	螺纹 THREAD E				尺寸 DIMENSIONS A	S1			
8B-02	G1/8"X28				5.5	14			
8B-04	G1/4"X19				6.5	19			
8B-06	G3/8"X19				7	22			
8B-08	G1/2"X14				9	27			
8B-10	G5/8"X14				9	30			
8B-12	G3/4"X14				10.5	32			
8B-16	G1"X11				10.5	41			
8B-20	G1.1/4"X11				10.5	50			
8B-24	G1.1/2"X11				10.5	55			
8B-32	G2"X11				10.5	70			

F

英管螺纹60°锥面密封接头 BSP THREAD 60° CONE ADAPTERS

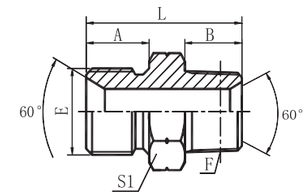

L1BT-SP

英管外螺纹60° 内锥或六角端面用组合垫密封/英锥管外螺纹

BSP MALE DOUBLE USE FOR 60° SEAT OR BONDED SEAL / BSPT MALE

代号 PART NO.	螺纹 THREAD E	F			尺寸 DIMENSIONS A	B	L	S1	
1BT-02SP	G1/8"X28	R1/8"X28			10	10	26	14	
1BT-02-04SP	G1/8"X28	R1/4"X19			10	14.5	30.5	14	
1BT-04SP	G1/4"X19	R1/4"X19			12	14.5	32	19	
1BT-04-02SP	G1/4"X19	R1/8"X28			12	10	28	19	
1BT-04-06SP	G1/4"X19	R3/8"X19			12	15	32	19	
1BT-04-08SP	G1/4"X19	R1/2"X14			12	20	40	24	
1BT-06SP	G3/8"X19	R3/8"X19			13.5	15	35.5	22	
1BT-06-04SP	G3/8"X19	R1/4"X19			13.5	14.5	35.5	22	
1BT-06-08SP	G3/8"X19	R1/2"X14			13.5	20	40.5	24	
1BT-08SP	G1/2"X14	R1/2"X14			16	20	45	27	
1BT-08-04SP	G1/2"X14	R1/4"X19			16	14.5	40.5	27	
1BT-08-06SP	G1/2"X14	R3/8"X19			16	15	40.5	27	
1BT-08-12SP	G1/2"X14	R3/4"X14			16	20	45	30	
1BT-10-06SP	G5/8"X14	R3/8"X19			17.5	15	41.5	30	
1BT-10-08SP	G5/8"X14	R1/2"X14			17.5	20	46.5	30	
1BT-10-12SP	G5/8"X14	R3/4"X14			17.5	20	46.5	30	
1BT-10-16SP	G5/8"X14	R1"X11			17.5	25.5	53	36	
1BT-12SP	G3/4"X14	R3/4"X14			18.5	20	48.5	32	
1BT-12-08SP	G3/4"X14	R1/2"X14			18.5	20	49.5	32	
1BT-12-16SP	G3/4"X14	R1"X11			18.5	25.5	53.5	36	
1BT-12-20SP	G3/4"X14	R1.1/4"X11			18.5	26.5	58	46	
1BT-16SP	G1"X11	R1"X11			20.5	25.5	58	41	
1BT-16-12SP	G1"X11	R3/4"X14			20.5	20	53	41	
1BT-16-20SP	G1"X11	R1.1/4"X11			20.5	26.5	60	46	
1BT-20SP	G1.1/4"X11	R1.1/4"X11			20.5	26.5	62	50	
1BT-20-12SP	G1.1/4"X11	R3/4"X14			20.5	20	55.5	50	
1BT-20-16SP	G1.1/4"X11	R1"X11			20.5	25.5	61	50	
1BT-20-24SP	G1.1/4"X11	R1.1/2"X11			20.5	26.5	62	50	
1BT-24SP	G1.1/2"X11	R1.1/2"X11			23	26.5	64.5	55	
1BT-24-16SP	G1.1/2"X11	R1"X11			23	25.5	63.5	55	
1BT-24-20SP	G1.1/2"X11	R1.1/4"X11			23	26.5	64.5	55	
1BT-24-32SP	G1.1/2"X11	R2"X11			23	30	70	65	
1BT-32SP	G2"X11	R2"X11			25.5	30	72.5	70	
1BT-32-20SP	G2"X11	R1.1/4"X11			25.5	26.5	68.5	70	
1BT-32-24SP	G2"X11	R1.1/2"X11			25.5	26.5	68.5	70	
1BT-40SP	G2.1/2"X11	R2.1/2"X11			32	35	84	90	
1BT-48SP	G3"X11	G3"X11			36	38	94	100	

F

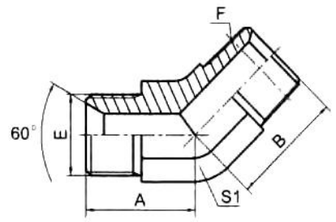

L1BT4-SP

45° 弯英管外螺纹60° 内锥 / 英锥管外螺纹

45° ELBOW BSP MALE 60° SEAT / BSPT MALE

代号 PART NO.	螺纹 THREAD				尺寸 DIMENSIONS				
	E	F			A	B	S1		
1BT4-02SP	G1/8"X28	R1/8"X28			17	17	11		
1BT4-04SP	G1/4"X19	R1/4"X19			20.3	21	14		
1BT4-04-06SP	G1/4"X19	R3/8"X19			20.5	23	16		
1BT4-06SP	G3/8"X19	R3/8"X19			22	23	16		
1BT4-06-04SP	G3/8"X19	R1/4"X19			22	24	16		
1BT4-06-08SP	G3/8"X19	R1/2"X14			24	29.5	22		
1BT4-06-12SP	G3/8"X19	R3/4"X14			25.5	30.5	27		
1BT4-08SP	G1/2"X14	R1/2"X14			27	29.5	22		
1BT4-08-06SP	G1/2"X14	R3/8"X19			27	25	22		
1BT4-08-12SP	G1/2"X14	R3/4"X14			28.5	30.5	27		
1BT4-10-08SP	G5/8"X14	R1/2"X14			28.5	29.5	22		
1BT4-10-12SP	G5/8"X14	R3/4"X14			29	35	27		
1BT4-12SP	G3/4"X14	R3/4"X14			31	30.5	27		
1BT4-12-08SP	G3/4"X14	R1/2"X14			31	30.5	27		
1BT4-12-16SP	G3/4"X14	R1"X11			32.5	38	33		
1BT4-16SP	G1"X11	R1"X11			35	38	33		
1BT4-16-12SP	G1"X11	R3/4"X14			35	32.5	33		
1BT4-16-20SP	G1"X11	R1.1/4"X11			38.5	43	41		
1BT4-20SP	G1.1/4"X11	R1.1/4"X11			38.5	43	41		
1BT4-20-16SP	G1.1/4"X11	R1"X11			38.5	42	41		
1BT4-20-24SP	G1.1/4"X11	R1.1/2"X11			41.5	47.5	48		
1BT4-24SP	G1.1/2"X11	R1.1/2"X11			44	47.5	48		
1BT4-24-20SP	G1.1/2"X11	R1.1/4"X11			44	45.5	48		
1BT4-24-32SP	G1.1/2"X11	R2"X11			51	60.5	63		
1BT4-32SP	G2"X11	R2"X11			49.5	55.5	63		
1BT4-32-24SP	G2"X11	R1.1/2"X11			51	52.5	63		

F

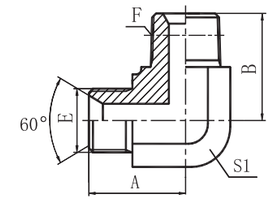

L1BT9-SP

90° 弯英管外螺纹60° 内锥 / 英锥管外螺纹

90° ELBOW BSP MALE 60° SEAT / BSPT MALE

代号 PART NO.	螺纹 THREAD				尺寸 DIMENSIONS				
	E	F			A	B	S1		
1BT9-02SP	G1/8"X28	R1/8"X28			19.8	21	11		
1BT9-02-04SP	G1/8"X28	R1/4"X19			22.3	25.5	14		
1BT9-04SP	G1/4"X19	R1/4"X19			25	26	14		
1BT9-04-02SP	G1/4"X19	R1/8"X28			24.5	23.5	14		
1BT9-04-06SP	G1/4"X19	R3/8"X19			25	28.5	16		
1BT9-04-08SP	G1/4"X19	R1/2"X14			30	36	22		
1BT9-06SP	G3/8"X19	R3/8"X19			27.5	28.5	16		
1BT9-06-04SP	G3/8"X19	R1/4"X19			27.5	26.5	16		
1BT9-06-08SP	G3/8"X19	R1/2"X14			31	36	22		
1BT9-08SP	G1/2"X14	R1/2"X14			34.5	36	22		
1BT9-08-04SP	G1/2"X14	R1/4"X19			34.5	30.5	22		
1BT9-08-06SP	G1/2"X14	R3/8"X19			34.5	32.5	22		
1BT9-08-12SP	G1/2"X14	R3/4"X14			37.5	43.5	27		
1BT9-08-16SP	G1/2"X14	R1"X11			41	50	33		
1BT9-10-08SP	G5/8"X14	R1/2"X14			35	36	22		
1BT9-10-12SP	G5/8"X14	R3/4"X14			39	43.5	27		
1BT9-12SP	G3/4"X14	R3/4"X14			40	43	27		
1BT9-12-06SP	G3/4"X14	R3/8"X19			40	36	27		
1BT9-12-08SP	G3/4"X14	R1/2"X14			40	39.5	27		
1BT9-12-16SP	G3/4"X14	R1"X11			43.5	50	33		
1BT9-12-20SP	G3/4"X14	R1.1/4"X11			48	56.5	41		
1BT9-16SP	G1"X11	R1"X11			46	50	33		
1BT9-16-08SP	G1"X11	R1/2"X14			46	43	33		
1BT9-16-12SP	G1"X11	R3/4"X14			46	47.5	33		
1BT9-16-20SP	G1"X11	R1.1/4"X11			50.5	56.5	41		
1BT9-20SP	G1.1/4"X11	R1.1/4"X11			52	59	41		
1BT9-20-12SP	G1.1/4"X11	R3/4"X14			50.5	52	41		
1BT9-20-16SP	G1.1/4"X11	R1"X11			50.5	56.5	41		
1BT9-20-24SP	G1.1/4"X11	R1.1/2"X11			54.5	62.5	48		
1BT9-24SP	G1.1/2"X11	R1.1/2"X11			57.5	62.5	48		
1BT9-24-20SP	G1.1/2"X11	R1.1/4"X11			57.5	62	48		
1BT9-24-32SP	G1.1/2"X11	R2"X11			65	75	63		
1BT9-32SP	G2"X11	R2"X11			67	75	63		
1BT9-32-24SP	G2"X11	R1.1/2"X11			67	72	63		

F

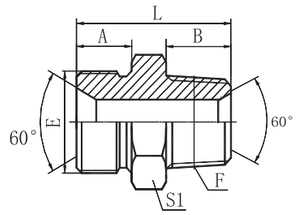

L1BN

英管外螺纹60° 内锥或六角端面用组合垫密封/美制布锥管外螺纹

BSP MALE DOUBLE USE FOR 60° SEAT OR BONDED SEAL / NPT MALE

代号 PART NO.	螺纹 THREAD				尺寸 DIMENSIONS				
	E	F			A	B	S1	S2	
1BN-02	G1/8"X28	Z1/8"X27			10	10.5	26	14	
1BN-02-04	G1/8"X28	Z1/4"X18			10	15	31	17	
1BN-04	G1/4"X19	Z1/4"X18			12	15	33	19	
1BN-04-02	G1/4"X19	Z1/8"X27			12	10.5	28	19	
1BN-04-06	G1/4"X19	Z3/8"X18			12	16	34	19	
1BN-04-08	G1/4"X19	Z1/2"X14			12	19.5	39.5	22	
1BN-06	G3/8"X19	Z3/8"X18			13.5	16	37.5	22	
1BN-06-04	G3/8"X19	Z1/4"X19			13.5	15	36	22	
1BN-06-08	G3/8"X19	Z1/2"X14			13.5	19.5	41	22	
1BN-06-12	G3/8"X19	Z3/4"X14			13.5	19.5	43	30	
1BN-08	G1/2"X14	Z1/2"X14			16	19.5	45.5	27	
1BN-08-06	G1/2"X14	Z3/8"X18			16	16	42	27	
1BN-08-12	G1/2"X14	Z3/4"X14			16	19.5	45.5	30	
1BN-08-16	G1/2"X14	Z1"X11.5			16	25.5	52.5	36	
1BN-10-08	G5/8"X14	Z1/2"X14			17.5	19.5	47	30	
1BN-10-12	G5/8"X14	Z3/4"X14			17.5	19.5	47	30	
1BN-12	G3/4"X14	Z3/4"X14			18.5	19.5	49	32	
1BN-12-06	G3/4"X14	Z3/8"X18			18.5	16	45.5	32	
1BN-12-08	G3/4"X14	Z1/2"X14			18.5	19.5	49	32	
1BN-12-16	G3/4"X14	Z1"X11.5			18.5	25.5	55	36	
1BN-16	G1"X11	Z1"X11.5			20.5	25.5	59	41	
1BN-16-12	G1"X11	Z3/4"X14			20.5	19.5	53	41	
1BN-16-20	G1"X11	Z1.1/4"X11.5			20.5	26.5	60	46	
1BN-20	G1.1/4"X11	Z1.1/4"X11.5			20.5	26.5	62	50	
1BN-20-16	G1.1/4"X11	Z1"X11.5			20.5	25.5	61	50	
1BN-20-24	G1.1/4"X11	Z1.1/2"X11.5			20.5	27.5	63	50	
1BN-24	G1.1/2"X11	Z1.1/2"X11.5			23	27.5	65.5	55	
1BN-24-20	G1.1/2"X11	Z1.1/4"X11.5			23	26.5	64.5	55	
1BN-24-32	G1.1/2"X11	Z2"X11.5			23	27.5	67.5	65	
1BN-32	G2"X11	Z2"X11.5			25.5	27.5	70	70	
1BN-32-20	G2"X11	Z1.1/4"X1.51			25.5	26.5	69	70	
1BN-32-24	G2"X11	Z1.1/2"X1.51			25.5	27.5	70	70	

F

英管螺纹60°锥面密封接头 BSP THREAD 60° CONE ADAPTERS

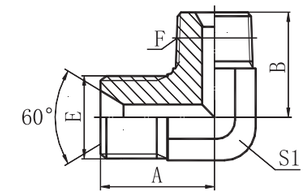

L1BN9

90° 弯英管外螺纹60° 内锥 / 美制布锥管外螺纹

90° ELBOW BSP MALE 60° SEAT / NPT MALE

代号 PART NO.	螺纹 THREAD				尺寸 DIMENSIONS				
	E	F			A	B	S1		
1BN9-04	G1/4"X19	Z1/4"X18			24.5	25.5	14		
1BN9-04-02	G1/4"X19	Z1/8"X27			24.5	23.5	14		
1BN9-06	G3/8"X19	Z3/8"X18			28.5	31	19		
1BN9-06-04	G3/8"X19	Z1/4"X18			27.5	26.5	16		
1BN9-06-08	G3/8"X19	Z1/2"X14			31	36.5	22		
1BN9-06-12	G3/8"X19	Z3/4"X14			34.5	44	27		
1BN9-08	G1/2"X14	Z1/2"X14			34.5	37.5	22		
1BN9-08-06	G1/2"X14	Z3/8"X18			34.5	33	22		
1BN9-12	G3/4"X14	Z3/4"X14			38	43.5	27		
1BN9-12-08	G3/4"X14	Z1/2"X14			39	42	27		
1BN9-12-16	G3/4"X14	Z1"X11.5			43	50	33		
1BN9-16	G1"X11	Z1"X11.5			46	50	33		
1BN9-16-12	G1"X11	Z3/4"X14			46	46.5	33		

F

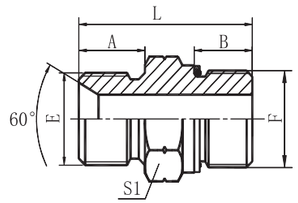

L1BG

英管外螺纹60° 内锥或六角端面用组合垫密封 /
英管外螺纹O形圈
BSP MALE DOUBLE USE FOR 60° SEAT OR BONDED SEAL /
BSP MALE O–RING

代号 PART NO.	螺纹 THREAD		O形圈 O–RING		尺寸 DIMENSIONS				
	E	F		F端	A	B	L	S1	
1BG-02	G1/8"X28	G1/8"X28		O011	10	9.5	27	14	
1BG-04	G1/4"X19	G1/4"X19		O111	12	11	31	19	
1BG-04-06	G1/4"X19	G3/8"X19		O113	12	11.5	32	22	
1BG-06	G3/8"X19	G3/8"X19		O113	13.5	11.5	35.5	22	
1BG-06-04	G3/8"X19	G1/4"X19		O111	13.5	11	32.5	22	
1BG-06-08	G3/8"X19	G1/2"X14		O115	13.5	14	38.5	27	
1BG-08	G1/2"X14	G1/2"X14		O115	16	14	41	27	
1BG-08-06	G1/2"X14	G3/8"X19		O113	16	11.5	40	27	
1BG-08-12	G1/2"X14	G3/4"X14		O119	16	15.5	45.5	32	
1BG-10-08	G5/8"X14	G1/2"X14		O115	17.5	14	44.5	30	
1BG-12	G3/4"X14	G3/4"X14		O119	18.5	15.5	46	32	
1BG-12-08	G3/4"X14	G1/2"X14		O115	18.5	14	45.5	32	
1BG-16-08	G1"X11	G1/2"X14		O115	20.5	14	50.5	41	
1BG-16	G1"X11	G1"X11		O217	20.5	18	53	41	
1BG-16-12	G1"X11	G3/4"X14		O119	20.5	15.5	52	41	
1BG-20	G1.1/4"X11	G1.1/4"X11		O222	20.5	20	58.5	50	
1BG-24	G1.1/2"X11	G1.1/2"X11		O224	23	21.5	62.5	55	

注：F端与DIN 3852油口相配。 Note: F end is connected with DIN 3852 port.

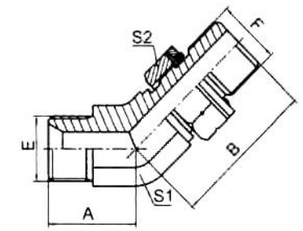

L1BG4-OG

45°弯英管外螺纹60°内锥/英管外螺纹O形圈可调向柱端

45° ELBOW BSP MALE 60°SEAT / BSP MALE
O-RING ADJUST ABLE STUD END

代号 PART NO.	螺纹 THREAD		O形圈 O–RING		尺寸 DIMENSIONS				
	E	F		F端	A	B	S1	S2	
1BG4-04OG	G1/4"X19	G1/4"X19		O111	22	28	14	19	
1BG4-04-06OG	G1/4"X19	G3/8"X19		O113	21	30	16	22	
1BG4-04-08OG	G1/4"X19	G1/2"X14		O115	22.5	36	22	27	
1BG4-06OG	G3/8"X19	G3/8"X19		O113	21	30	16	22	
1BG4-06-08OG	G3/8"X19	G1/2"X14		O115	23.5	36	22	27	
1BG4-08OG	G1/2"X14	G1/2"X14		O115	27	36	22	27	
1BG4-12OG	G3/4"X14	G3/4"X14		O119	32	42	27	32	
1BG4-12-16OG	G3/4"X14	G1"X11		O217	32.5	44	33	41	
1BG4-16OG	G1"X11	G1"X11		O217	34	44	33	41	
1BG4-20OG	G1.1/4"X11	G1.1/4"X11		O222	38.5	47.5	41	50	
1BG4-24OG	G1.1/2"X11	G1.1/2"X11		O224	44	51.5	48	55	

注：F端与DIN 3852油口相配。 Note: F end is connected with DIN 3852 port.

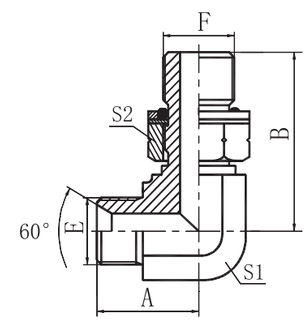

L1BG9-OG

90°弯英管外螺纹60°内锥/英管外螺纹O形圈可调向柱端

90° ELBOW BSP MALE 60°SEAT / BSP MALE
O-RING ADJUST ABLE STUD END

代号 PART NO.	螺纹 THREAD		O形圈 O–RING		尺寸 DIMENSIONS				
	E	F		F端	A	B	S1	S2	
1BG9-04OG	G1/4"X19	G1/4"X19		O111	24.5	31.5	14	19	
1BG9-04-06OG	G1/4"X19	G3/8"X19		O113	26.5	36.8	16	22	
1BG9-06OG	G3/8"X19	G3/8"X19		O113	28	36.8	16	22	
1BG9-06-08OG	G3/8"X19	G1/2"X14		O115	31	43.2	22	27	
1BG9-08OG	G1/2"X14	G1/2"X14		O115	34.5	43.2	22	27	
1BG9-08-12OG	G1/2"X14	G3/4"X14		O119	40	49.3	27	32	
1BG9-12OG	G3/4"X14	G3/4"X14		O119	40	49.3	27	32	
1BG9-12-16OG	G3/4"X14	G1"X11		O217	45	53	33	41	
1BG9-16OG	G1"X11	G1"X11		O217	46	54	33	41	
1BG9-20-16OG	G1.1/4"X11	G1"X11		O217	50.5	58	41	41	
1BG9-20OG	G1.1/4"X11	G1.1/4"X11		O222	51.5	58	41	50	
1BG9-24OG	G1.1/2"X11	G1.1/2"X11		O224	58.5	63	48	55	

注：F端与DIN 3852油口相配。 Note: F end is connected with DIN 3852 port.

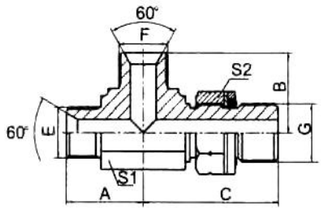

LABBG-OG

英管外螺纹60° 内锥 / 英管外螺纹O形圈
可调向柱端主支三通
BSP MALE 60° SEAT / BSP MALE O-RING
ADJUSTABLE STUD END RUN TEE

代号 PART NO.	螺纹 THREAD			O形圈 O-RING		尺寸 DIMENSIONS				
	E	F	G		G端	A	B	C	S1	S2
ABBG-04OG	G1/4"X19	G1/4"X19	G1/4"X19		O111	24.5	24.5	31.3	14	19
ABBG-04-04-06OG	G1/4"X19	G1/4"X19	G3/8"X19		O113	26.5	26.5	35.5	16	22
ABBG-06OG	G3/8"X19	G3/8"X19	G3/8"X19		O113	27.5	27.5	35.8	16	22
ABBG-06-06-08OG	G3/8"X19	G3/8"X19	G1/2"X14		O115	31	31	43	22	27
ABBG-08OG	G1/2"X14	G1/2"X14	G1/2"X14		O115	34.5	34.5	43.2	22	27
ABBG-12OG	G3/4"X14	G3/4"X14	G3/4"X14		O119	40	40	49.3	27	32
ABBG-16OG	G1"X11	G1"X11	G1"X11		O217	46	46	53	33	41

注：G端与DIN 3852油口相配。 Note: G end is connected with DIN 3852 port.

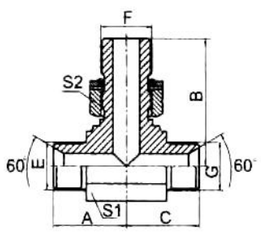

LABGB-OG

英管外螺纹60° 内锥 / 英管外螺纹O形圈
可调向柱端分支三通
BSP MALE 60° SEAT / BSP MALE O-RING
ADJUSTABLE STUD END BRANCH TEE

代号 PART NO.	螺纹 THREAD			O形圈 O-RING		尺寸 DIMENSIONS				
	E	F	G		F端	A	B	C	S1	S2
ABGB-04OG	G1/4"X19	G1/4"X19	G1/4"X19		O111	24.5	31.8	24.5	14	19
ABGB-06-04-06OG	G3/8"X19	G1/4"XI9	G3/8"X19		O111	27.5	33.5	27.5	16	19
ABGB-06OG	G3/8"X19	G3/8"X19	G3/8"X19		O113	27.5	36.8	27.5	16	22
ABGB-08-06-08OG	G1/2"X14	G3/8"X19	G1/2"X14		O113	34.5	39.5	34.5	22	22
ABGB-08OG	G1/2"X14	G1/2"X14	G1/2"X14		O115	34.5	43.2	34.5	22	27
ABGB-12-08-12OG	G3/4"X14	G1/2"X14	G3/4"X14		O115	40	46.5	40	27	27
ABGB-12OG	G3/4"X14	G3/4"X14	G3/4"X14		O119	40	49.3	40	27	32
ABGB-16OG	G1"X11	G1"X11	G1"X11		O217	46	53	46	33	41

注：F端与DIN 3852油口相配。 Note: F end is connected with DIN 3852 port.

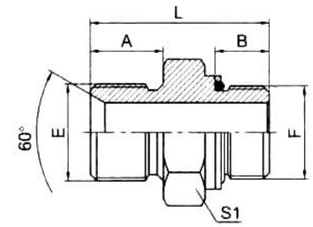

L1BH

英管外螺纹60° 内锥或六角端面用组合垫密封 /
公制外螺纹轻系列ISO 6149-3
BSP MALE DOUBLE USE FOR 60° SEAT OR BONDED SEAL /
METRIC MALE L-SERIES ISO 6149-3

代号 PART NO.	螺纹 THREAD		O形圈 O-RING		尺寸 DIMENSIONS				
	E	F		F端	A	B	S1	L	
1BH-02-10	G1/8"X28	M10X1		O08.1X1.6	10	8.5	14	25	
1BH-02-12	G1/8"X28	M12X1.5		O09.3X2.4	10	11	17	28	
1BH-04-12	G1/4"X19	M12X1.5		O09.3X2.4	12	11	19	30	
1BH-04-14	G1/4"X19	M14X1.5		O11.3X2.4	12	11	19	31.5	
1BH-04-16	G1/4"X19	M16X1.5		O13.3X2.4	12	11.5	22	31.5	
1BH-06-14	G3/8"X19	M14X1.5		O11.3X2.4	13.5	11	22	35	
1BH-06-16	G3/8"X19	M16X1.5		O13.3X2.4	13.5	11.5	22	33	
1BH-06-18	G3/8"X19	M18X1.5		O15.3X2.4	13.5	12.5	24	36.5	
1BH-08-18	G1/2"X14	M18X1.5		O15.3X2.4	16	12.5	27	41	
1BH-08-22	G1/2"X14	M22X1.5		O19.3X2.4	16	13	27	41.5	
1BH-10-22	G5/8"X14	M22X1.5		O19.3X2.4	17.5	13	30	43	
1BH-12-16	G3/4"X14	M16X1.5		O13.3X2.4	18.5	11.5	32	43.5	
1BH-12-22	G3/4"X14	M22X1.5		O19.3X2.4	18.5	13	32	45	
1BH-12-27	G3/4"X14	M27X2		O23.5X3.0	18.5	16	32	45.5	
1BH-16-27	G1"X11	M27X2		O23.5X3.0	20.5	16	41	49	
1BH-16-33	G1"X11	M33X2		O29.5X3.0	20.5	16	41	49.5	
1BH-20-42	G1.1/4"X11	M42X2		O38.5X3.0	20.5	16	50	51.5	
1BH-24-48	G1.1/2"X11	M48X2		O44.5X3.0	23	17.5	55	55.5	

注：可与 ISO 9974-1 油口相配，去掉挡圈与 ISO 6149-1 油口相配。 Note: fit for ISO 9974-1 port or ISO 6149-1 port when useless of retaining ring.

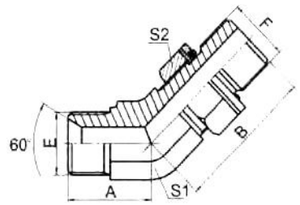

L1BH4-OG

45° 弯英管外螺纹60° 内锥 /
公制外螺纹轻系列ISO 6149–3
45° ELBOW BSP MALE 60° SEAT /
METRIC MALE L–SERIES ISO 6149–3

代号 PART NO.	螺纹 THREAD		O形圈 O–RING		尺寸 DIMENSIONS				
	E	F		F端	A	B	S1	S2	
1BH4-02-10OG	G1/8"X28	M10X1		O08.1X1.6	17	23.5	11	14	
1BH4-02-12OG	G1/8"X28	M12X1.5		O09.3X2.4	17	27.5	11	17	
1BH4-04-12OG	G1/4"X19	M12X1.5		O09.3X2.4	20.3	28.3	14	17	
1BH4-04-14OG	G1/4"X19	M14X1.5		O11.3X2.4	20.3	28	14	19	
1BH4-04-16OG	G1/4"X19	M16X1.5		O13.3X2.4	20.5	29	16	22	
1BH4-06-14OG	G3/8"X19	M14X1.5		O11.3X2.4	22	28.5	16	19	
1BH4-06-16OG	G3/8"X19	M16X1.5		O13.3X2.4	22	29	16	22	
1BH4-06-18OG	G3/8"X19	M18X1.5		O15.3X2.4	23	31	19	24	
1BH4-08-18OG	G1/2"X14	M18X1.5		O15.3X2.4	27	32	22	24	
1BH4-08-22OG	G1/2"X14	M22X1.5		O19.3X2.4	27	33	22	27	
1BH4-10-22OG	G5/8"X14	M22X1.5		O19.3X2.4	28	33	22	27	
1BH4-12-22OG	G3/4"X14	M22X1.5		O19.3X2.4	31	34.5	27	27	
1BH4-12-27OG	G3/4"X14	M27X2		O23.5X3.0	31	39.5	27	32	
1BH4-16-27OG	G1"X11	M27X2		O23.5X3.0	35	40.5	33	32	
1BH4-16-33OG	G1"X11	M33X2		O29.5X3.0	35	41	33	41	
1BH4-20-42OG	G1.1/4"X11	M42X2		O38.5X3.0	38.5	45	41	50	
1BH4-24-48OG	G1.1/2"X11	M48X2		O44.5X3.0	44	49.5	48	55	

注：可与 ISO 9974–1 油口相配，去掉挡圈与 ISO 6149–1 油口相配。 Note: fit for ISO 9974–1 port or ISO 6149–1 port when useless of retaining ring.

F

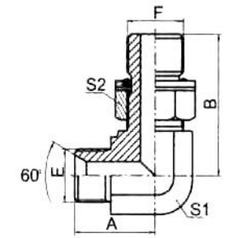

L1BH9-OG

90° 弯英管外螺纹60° 内锥 /
公制外螺纹轻系列ISO 6149–3
90° ELBOW BSP MALE 60° SEAT /
METRIC MALE L–SERIES ISO 6149–3

代号 PART NO.	螺纹 THREAD		O形圈 O–RING		尺寸 DIMENSIONS				
	E	F		F端	A	B	S1	S2	
1BH9-02-10OG	G1/8"X28	M10X1		O08.1X1.6	20	26.5	11	14	
1BH9-02-12OG	G1/8"X28	M12X1.5		O09.3X2.4	20	30.5	11	17	
1BH9-04-12OG	G1/4"X19	M12X1.5		O09.3X2.4	24.5	32	14	17	
1BH9-04-14OG	G1/4"X19	M14X1.5		O11.3X2.4	24.5	32.5	14	19	
1BH9-04-16OG	G1/4"X19	M16X1.5		O13.3X2.4	26.5	34.8	16	22	
1BH9-06-14OG	G3/8"X19	M14X1.5		O11.3X2.4	27.5	34	16	19	
1BH9-06-16OG	G3/8"X19	M16X1.5		O13.3X2.4	27.5	34.8	16	22	
1BH9-06-18OG	G3/8"X19	M18X1.5		O15.3X2.4	28.5	37	19	24	
1BH9-08-18OG	G1/2"X14	M18X1.5		O15.3X2.4	34.5	39.5	22	24	
1BH9-08-22OG	G1/2"X14	M22X1.5		O19.3X2.4	34.5	40.2	22	27	
1BH9-10-22OG	G5/8"X14	M22X1.5		O19.3X2.4	35	40.2	22	27	
1BH9-12-22OG	G3/4"X14	M22X1.5		O19.3X2.4	40	43.5	27	27	
1BH9-12-27OG	G3/4"X14	M27X2		O23.5X3.0	40	48.5	27	32	
1BH9-16-27OG	G1"X11	M27X2		O23.5X3.0	46	52.5	33	32	
1BH9-16-33OG	G1"X11	M33X2		O29.5X3.0	46	52.5	33	41	
1BH9-20-42OG	G1.1/4"X11	M42X2		O38.5X3.0	50.5	57.2	41	50	
1BH9-24-48OG	G1.1/2"X11	M48X2		O44.5X3.0	57.5	62.5	48	55	

注：可与 ISO 9974–1 油口相配，去掉挡圈与 ISO 6149–1 油口相配。 Note: fit for ISO 9974–1 port or ISO 6149–1 port when useless of retaining ring.

F

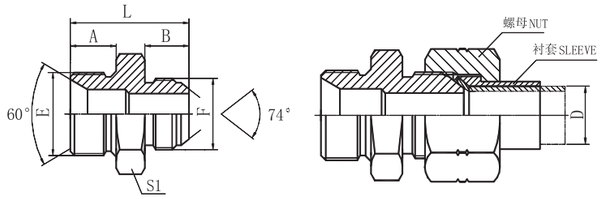

L1BJ

英管外螺纹60° 内锥或六角端面用组合垫密封 /
美制JIC外螺纹74° 外锥

BSP MALE DOUBLE USE FOR 60°
SEAT OR BONDED SEAL / JIC MALE 74° CONE

代号 PART NO.	螺纹 THREAD				尺寸 DIMENSIONS				
	E	F			A	B	L	S1	
1BJ-02-04	G1/8"X28	7/16"X20			10	14	30	14	
1BJ-02-05	G1/8"X28	1/2"X20			10	14	30	14	
1BJ-04	G1/4"X19	7/16"X20			12	14	32	19	
1BJ-04-05	G1/4"X19	1/2"X20			12	14	32	19	
1BJ-06	G3/8"X19	9/16"X18			13.5	14	35.5	22	
1BJ-06-05	G3/8"X19	1/2"X20			13.5	14	35.5	22	
1BJ-06-08	G3/8"X19	3/4"X16			13.5	16.7	38.5	22	
1BJ-08	G1/2"X14	3/4"X16			16	16.7	43	27	
1BJ-08-06	G1/2"X14	9/16"X18			16	14	40	27	
1BJ-08-10	G1/2"X14	7/8"X14			16	19.3	45.5	27	
1BJ-10	G5/8"X14	7/8"X14			17.5	19.3	47	30	
1BJ-10-08	G5/8"X14	3/4"X16			17.5	16.7	44	30	
1BJ-10-12	G5/8"X14	1.1/16"X12			17.5	22	49.5	30	
1BJ-12	G3/4"X14	1.1/16"X12			18.5	22	51.5	32	
1BJ-12-10	G3/4"X14	7/8"X14			18.5	19.3	49	32	
1BJ-12-14	G3/4"X14	1.3/16"X12			18.5	22.6	52	32	
1BJ-16	G1"X11	1.5/16"X12			20.5	23.1	57	41	
1BJ-16-14	G1"X11	1.3/16"X12			20.5	22.6	56	41	
1BJ-16-20	G1"X11	1.5/8"X12			20.5	24.3	58	46	
1BJ-20	G1.1/4"X11	1.5/8"X12			20.5	24.3	61.7	50	
1BJ-20-16	G1.1/4"X11	1.5/16"X12			20.5	23.1	60.5	50	
1BJ-20-24	G1.1/4"X11	1.7/8"X12			20.5	27.5	63	50	
1BJ-24-20	G1.1/2"X11	1.5/8"X12			23	24.3	62.5	55	
1BJ-24	G1.1/2"X11	1.7/8"X12			23	27.5	67.5	55	
1BJ-24-32	G1.1/2"X11	2.1/2"X12			23	34	74	65	
1BJ-32	G2"X11	2.1/2"X12			25.5	34	77.5	70	
1BJ-32-24	G2"X11	1.7/8"X12			25.5	27.5	70	70	

注：螺母及衬套需另行订货。管子直径D为公制时，配用螺母及衬套分别选用NB200、NB500。管子直径为英制时，配用螺母及衬套分别选用NB200、NB300。 Nut and sleeve should be ordered separately. The nut NB200 and sleeve NB500 is suitable for metric tube, the nut NB200 and sleeve NB300 is suitable for inch tube.

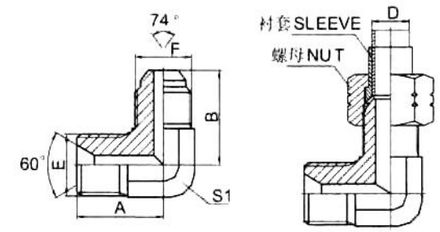

L1BJ9

90° 弯英管外螺纹60° 内锥 / 美制JIC外螺纹74° 外锥

90° ELBOW BSP MALE 60° SEAT / JIC MALE 74° CONE

代号 PART NO.	螺纹 THREAD				尺寸 DIMENSIONS				
	E	F			A	B	S1		
1BJ9-04	G1/4"X19	7/16"X20			24.5	26.5	14		
1BJ9-04-05	G1/4"X19	1/2"X20			23.5	28	14		
1BJ9-04-06	G1/4"X19	9/16"X18			24.5	26.9	14		
1BJ9-06	G3/8"X19	9/16"X18			27.5	28.5	16		
1BJ9-06-08	G3/8"X19	3/4"X16			28.5	32	19		
1BJ9-08	G1/2"X14	3/4"X16			32.5	35	22		
1BJ9-08-10	G1/2"X14	7/8"X14			34.5	37.8	22		
1BJ9-10	G5/8"X14	7/8"X14			32.7	38.1	22		
1BJ9-12	G3/4"X14	1.1/16"X12			37	44.2	27		
1BJ9-16	G1"X11	1.5/16"X12			46	49	33		
1BJ9-16-20	G1"X11	1.5/8"X12			50.5	55.5	41		

注：螺母及衬套需另行订货。管子直径D为公制时，配用螺母及衬套分别选用NB200、NB500。管子直径为英制时，配用螺母及衬套分别选用NB200、NB300。 Nut and sleeve should be ordered separately. The nut NB200 and sleeve NB500 is suitable for metric tube, the nut NB200 and sleeve NB300 is suitable for inch tube.

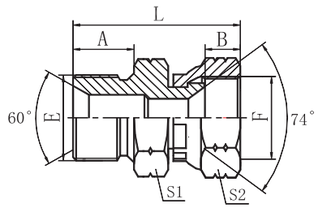

L2BJ

英管外螺纹60° 内锥或六角端面用组合垫密封 /
美制JIC内螺纹74° 内锥

BSP MALE DOUBLE USE FOR 60°
SEAT OR BONDED SEAL / JIC FEMALE 74° SEAT

代号 PART NO.	螺纹 THREAD				尺寸 DIMENSIONS				
	E	F			A	B	L	S1	S2
2BJ-02-04	G1/8"X28	7/16"X20			10	9.5	24	14	17
2BJ-02-06	G1/8"X28	9/16"X18			10	9.5	24.5	14	19
2BJ-04	G1/4"X19	7/16"X20			12	9.5	26.5	19	17
2BJ-04-05	G1/4"X19	1/2"X20			12	9	26.5	19	19
2BJ-04-06	G1/4"X19	9/16"X18			12	9.5	27.5	19	19
2BJ-04-08	G1/4"X19	3/4"X16			12	10.8	29	19	24
2BJ-06	G3/8"X19	9/16"X18			13.5	9.5	30.5	22	19
2BJ-06-08	G3/8"X19	3/4"X16			13.5	10.8	32.5	22	24
2BJ-06-10	G3/8"X19	7/8"X14			13.5	12	33	22	27
2BJ-08	G1/2"X14	3/4"X16			16	10.8	37	27	24
2BJ-08-06	G1/2"X14	9/16"X18			16	9.5	35	27	19
2BJ-08-10	G1/2"X14	7/8"Xl4			16	12	37.5	27	27
2BJ-10	G5/8"X14	7/8"X14			17.5	12	38	30	27
2BJ-12	G3/4"X14	1.1/16"X12			18.5	13	42	32	32
2BJ-12-08	G3/4"X14	3/4"X16			18.5	10.8	40	32	24
2BJ-12-10	G3/4"X14	7/8"X14			18.5	12	41	32	27
2BJ-12-16	G3/4"X14	1.5/16"X12			18.5	14	43	32	41
2BJ-16	G1"X11	1.5/16"X12			20.5	14	46	41	41
2BJ-16-20	G1"X11	1.5/8"X12			20.5	15	50	41	50
2BJ-20	G1.1/4"X11	1.5/8"X12			20.5	15	50	50	50
2BJ-20-24	G1.1/4"X11	1.7/8"X12			20.5	19	50	50	55
2BJ-24	G1.1/2"X11	1.7/8"X12			23	19	54.5	55	55
2BJ-32	G2"X11	2.1/2"X12			25.5	23.5	57.5	70	75

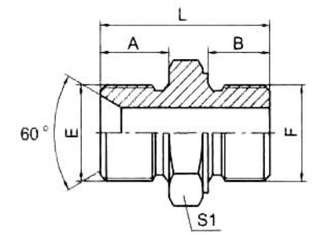

L1BL

英管外螺纹60° 内锥或六角端面用组合垫密封 /
公制外螺纹组合垫圈

BSP MALE DOUBLE USE FOR 60° SEAT OR BONDED SEAL /
METRIC MALE WITH BONDED SEAL

代号 PART NO.	螺纹 THREAD		密形圈 SEAL		尺寸 DIMENSIONS				
	E	F		F端	A	B	L	S1	
1BL-02-10	G1/8"X28	M10X1		ZHD-10	10	8	25	17	
1BL-04-10	G1/4"X19	M10X1		ZHD-10	12	8	27	19	
1BL-04-14	G1/4"X19	M14X1.5		ZHD-14	12	12	31	19	
1BL-06-14	G3/8"X19	M14X1.5		ZHD-14	13.5	12	35	22	
1BL-06-16	G3/8"X19	M16X1.5		ZHD-16	13.5	12	34	22	
1BL-06-18	G3/8"X19	M18X1.5		ZHD-18	13.5	12	33.5	24	
1BL-08-16	G1/2"X14	M16X1.5		ZHD-16	16	12	38	27	
1BL-08-18	G1/2"X14	M18X1.5		ZHD-18	16	12	38	27	
1BL-08-22	G1/2"X14	M22X1.5		ZHD-22	16	14	41.5	30	
1BL-10-33	G5/8"X14	M33X2		ZHD-33	17.5	18	48.5	41	
1BL-12-16	G3/4"X14	M16X1.5		ZHD-16	18.5	12	41.5	32	
1BL-12-22	G3/4"X14	M22X1.5		ZHD-22	18.5	14	43.5	32	
1BL-12-27	G3/4"X14	M27X2		ZHD-27	18.5	16	45.5	36	
1BL-12-33	G3/4"X14	M33X2		ZHD-33	18.5	18	49.5	41	
1BL-16-27	G1"X11	M27X2		ZHD-27	20.5	16	51.5	41	
1BL-16-33	G1"X11	M33X2		ZHD-33	20.5	18	53.5	41	
1BL-20-42	G1.1/4"X11	M42X2		ZHD-42	20.5	20	56.5	50	

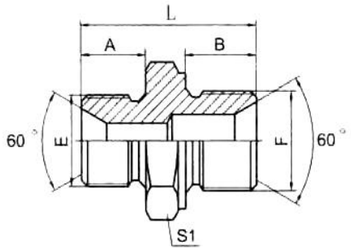

L1BM

英管外螺纹60° 内锥或六角端面用组合垫密封 /
公制外螺纹60° 内锥或六角端面用组合垫密封
BSP MALE DOUBLE USE FOR 60° SEAT OR BONDED SEAL /
METRIC MALE DOUBLE USE FOR 60° SEAT OR BONDED SEAL

代号 PART NO.	螺纹 THREAD				尺寸 DIMENSIONS				
	E	F			A	B	L	S1	
1BM-02-10	G1/8"X28	M10X1			10	8	25	14	
1BM-02-12	G1/8"X28	M12X1.5			10	10	27	17	
1BM-04-12	G1/4"X19	M12X1.5			12	10	29	19	
1BM-04-14	G1/4"X19	M14X1.5			12	11	30	19	
1BM-04-16	G1/4"X19	M16X1.5			12	12	33	22	
1BM-04-18	G1/4"X19	M18X1.5			12	12	33	24	
1BM-06-10	G3/8"X19	M10X1			13.5	8	29.5	22	
1BM-06-12	G3/8"X19	M12X1.5			13.5	10	31.5	22	
1BM-06-14	G3/8"X19	M14X1.5			13.5	11	32.5	22	
1BM-06-16	G3/8"X19	M16X1.5			13.5	12	33.5	22	
1BM-06-18	G3/8"X19	M18X1.5			13.5	12	34.5	24	
1BM-06-20	G3/8"X19	M20X1.5			13.5	14	38.5	27	
1BM-06-22	G3/8"X19	M22X1.5			13.5	14	38.5	27	
1BM-08-14	G1/2"X14	M14X1.5			16	11	38	27	
1BM-08-16	G1/2"X14	M16X1.5			16	12	39	27	
1BM-08-18	G1/2"X14	M18X1.5			16	12	39	27	
1BM-08-20	G1/2"X14	M20X1.5			16	14	41	27	
1BM-08-22	G1/2"X14	M22X1.5			16	14	41	27	
1BM-08-24	G1/2"X14	M24X1.5			16	14	41	30	
1BM-08-26	G1/2"X14	M26X1.5			16	16	44	32	
1BM-08-27D	G1/2"X14	M27X1.5			16	16	44	32	
1BM-08-30	G1/2"X14	M30X2			16	18	45	36	
1BM-10-22	G5/8"X14	M22X1.5			17.5	14	42.5	30	
1BM-10-26	G5/8"X14	M26X1.5			17.5	16	45.5	32	
1BM-12-18	G3/4"X14	M18X1.5			18.5	12	42.5	32	
1BM-12-20	G3/4"X14	M20X1.5			18.5	14	44.5	32	
1BM-12-22	G3/4"X14	M22X1.5			18.5	14	44.5	32	
1BM-12-24	G3/4"X14	M24X1.5			18.5	14	44.5	32	
1BM-12-26	G3/4"X14	M26X1.5			18.5	16	46.5	32	
1BM-12-27	G3/4"X14	M27X2			18.5	16	46.5	32	
1BM-12-27D	G3/4"X14	M27X1.5			18.5	16	46.5	32	
1BM-12-30	G3/4"X14	M30X2			18.5	18	47.5	36	
1BM-12-30D	G3/4"X14	M30X1.5			18.5	18	47.5	36	
1BM-16-14	G1"X11	M14X1.5			20.5	11	45.5	41	
1BM-16-22	G1"X11	M22X1.5			20.5	14	48.5	41	

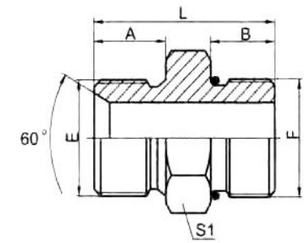

L1BO

英管外螺纹60° 内锥或六角端面用组合垫密封 /
美制SAE外螺纹带O形圈轻系列ISO 11926-3
BSP MALE DOUBLE USE FOR 60° SEAT OR BONDED SEAL /
SAE O-RING BOSS L-SERIES ISO 11926-3

代号 PART NO.	螺纹 THREAD		O形圈 O-RING		尺寸 DIMENSIONS				
	E	F		F端	A	B	L	S1	
1BO-04	G1/4"X19	7/16"X20		O904	12	9.14	29	19	
1BO-04-05	G1/4"X19	1/2"X20		O905	12	9.14	29	19	
1BO-04-06	G1/4"X19	9/16"X18		O906	12	9.93	30	19	
1BO-04-08	G1/4"X19	3/4"X16		O908	12	11.13	31	22	
1BO-06	G3/8"X19	9/16"X18		O906	13.5	9.9	33.5	22	
1BO-06-04	G3/8"X19	7/16"X20		O904	13.5	9.14	33	22	
1BO-06-08	G3/8"X19	3/4"X16		O908	13.5	11.13	32.5	22	
1BO-06-10	G3/8"X19	7/8"X14		O910	13.5	12.7	36	27	
1BO-08	G1/2"X14	3/4"X16		O908	16	11.13	37	27	
1BO-08-06	G1/2"X14	9/16"X18		O906	16	9.93	36	27	
1BO-08-10	G1/2"X14	7/8"X14		O910	16	12.7	38.5	27	
1BO-08-12	G1/2"X14	1.1/16"X12		O912	16	15.1	42	32	
1BO-10	G5/8"X14	7/8"X14		O910	17.5	12.7	43	30	
1BO-10-08	G5/8"X14	3/4"X16		O908	17.5	11.13	41.5	30	
1BO-10-12	G5/8"X14	1.1/16"X12		O912	17.5	15.1	43.5	32	
1BO-12	G3/4"X14	1.1/16"X12		O912	18.5	15.1	44.5	32	
1BO-12-08	G3/4"X14	3/4"X16		O908	18.5	11.13	40.5	32	
1BO-12-10	G3/4"X14	7/8"X14		O910	18.5	12.7	42	32	
1BO-12-14	G3/4"X14	1.3/16"X12		O914	18.5	15.1	44.5	36	
1BO-12-16	G3/4"X14	1.5/16"X12		O916	18.5	15.1	44.5	38	
1BO-16	G1"X11	1.5/16"X12		O916	20.5	15.1	48.5	41	
1BO-16-10	G1"X11	7/8"X14		O910	20.5	12.7	49.5	41	
1BO-16-12	G1"X11	1.1/16"X12		O912	20.5	15.1	51.5	41	
1BO-16-14	G1"X11	1.3/6"X12		O914	20.5	15.1	51.5	41	
1BO-16-20	G1"X11	1.5/8"X12		O920	20.5	15.1	51.5	50	
1BO-20	G1.1/4"X11	1.5/8"X12		O920	20.5	15.1	51.5	50	
1BO-20-16	G1.1/4"X11	1.5/16"X12		O916	20.5	15.1	51.5	50	
1BO-24	G1.1/2"X11	1.7/8"X12		O924	23	15.1	53	55	

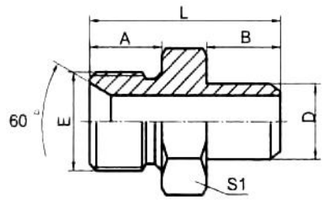

L1BW

英管外螺纹60° 内锥或六角端面用组合垫密封 / 焊接管

BSP MALE DOUBLE USE FOR 60°
SEAT OR BONDED SEAL / BUTT–WELD TUBE

代号 PART NO.	螺纹 THREAD E	管子直径 TUBE O.D.	尺寸 DIMENSIONS A	B	D	L	S1
1BW-04-10	G1/4"X19	10	12	7	10	25	19
1BW-06-14	G3/8"X19	14	13.5	8	14	29.5	22
1BW-08-18	G1/2"X14	18	16	10	18	36	27
1BW-12-22	G3/4"X14	22	18.5	10	22	39.5	32
1BW-12-28	G3/4"X14	28	18.5	12	28	41.5	32
1BW-16-28	G1"X11	28	20.5	12	28	45.5	41
1BW-16-30	G1"X11	30	20.5	12	30	45.5	41
1BW-20-34	G1.1/4"X11	34	20.5	14	34	49.5	50
1BW-20-36	G1.1/4"X11	36	20.5	14	36	49.5	50
1BW-20-42	G1.1/4"X11	42	20.5	16	42	51.5	50
1BW-24-36	G1.1/2"X11	36	23	14	36	52	55
1BW-24-42	G1.1/2"X11	42	23	16	42	54	55
1BW-24-50	G1.1/2"X11	50	23	16	50	54	55

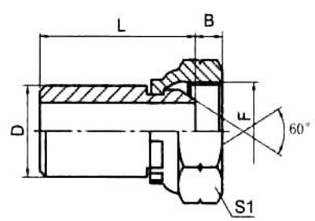

L2WB

焊接管 / 英管内螺纹60° 外锥

BUTT–WELD TUBE / BSP FEMALE 60° CONE

代号 PART NO.	螺纹 THREAD F	管子直径 TUBE O.D.	尺寸 DIMENSIONS B	D	L	S1
2WB-10-04	G1/4"X19	10	5	10	35	19
2WB-14-06	G3/8"X19	14	6.5	14	40	22
2WB-18-08	G1/2"X14	18	7.8	18	50	27
2WB-22-08	G1/2"X14	22	7.8	22	50	27
2WB-22-12	G3/4"X14	22	10.5	22	62	32
2WB-28-16	G1"X11	28	11	28	65	41
2WB-34-20	G1.1/4"X11	34	11.5	34	68	50
2WB-42-20	G1.1/4"X11	42	11.5	42	68	50
2WB-50-24	G1.1/2"X11	50	12.5	50	57.5	55

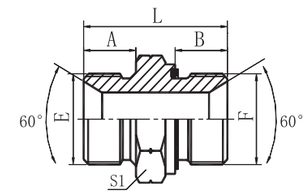

L1B-WD

英管外螺纹60°内锥或六角端面用组合垫密封/
英管外螺纹胶垫密封

BSP MALE DOUBLE USE FOR 60° SEAT
OR BONDED SEAL / BSP MALE CAPTIVE SEAL

代号 PART NO.	螺纹 THREAD E	F	胶垫 CAPTIVE F端	尺寸 DIMENSIONS A	B	L	S1
1B-04WD	G1/4"X19	G1/4"X19	WD-B04	12	12	32	19
1B-04-06WD	G1/4"X19	G3/8"X19	WD-B06	12	12	34.5	22
1B-04-08WD	G1/4"X19	G1/2"X14	WD-B08	12	14	39	27
1B-06WD	G3/8"X19	G3/8"X19	WD-B06	13.5	12	34	22
1B-06-08WD	G3/8"X19	G1/2"X14	WD-B08	13.5	14	40.5	27
1B-08WD	G1/2"X14	G1/2"X14	WD-B08	16	14	43	27
1B-08-12WD	G1/2"X14	G3/4"X14	WD-B12	16	16	46	32
1B-12WD	G3/4"X14	G3/4"X14	WD-B12	18.5	16	46.5	32
1B-12-16WD	G3/4"X14	G1"X11	WD-B16	18.5	18	52.5	41
1B-16WD	G1"X11	G1"X11	WD-B16	20.5	18	54.5	41
1B-16-20WD	G1"X11	G1.1/4"X11	WD-B20	20.5	20	58.5	50
1B-20WD	G1.1/4"X11	G1.1/4"X11	WD-B20	20.5	20	58.5	50

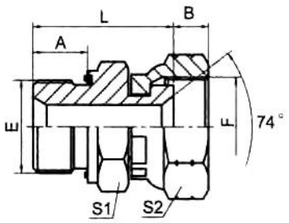

L2BJ-WD

英管外螺纹胶垫密封 / 美制JIC内螺纹74° 内锥

BSP MALE CAPTIVE SEAL / JIC FEMALE 74° SEAT

代号 PART NO.	螺纹 THREAD		胶垫 CAPTIVE		尺寸 DIMENSIONS				
	E	F	E端		A	B	L	S1	S2
2BJ-02-04WD	G1/8"X28	7/16"X20	WD-B02		8	9.5	23.5	14	17
2BJ-04-05WD	G1/4"X19	1/2"X20	WD-B04		12	9	28.5	19	19
2BJ-04-06WD	G1/4"X19	9/16"X18	WD-B04		12	9.5	28.5	19	19
2BJ-04-08WD	G1/4"X19	3/4"X16	WD-B04		12	10.8	30.5	19	24
2BJ-04WD	G1/4"X19	7/16"X20	WD-B04		12	9.5	28	19	17
2BJ-06-08WD	G3/8"X19	3/4"X16	WD-B06		12	10.8	33	22	24
2BJ-06WD	G3/8"X19	9/16"X18	WD-B06		12	9.5	31	22	19
2BJ-08-06WD	G1/2"X14	9/16"X18	WD-B08		14	9.5	33.5	27	19
2BJ-08-10WD	G1/2"X14	7/8"X14	WD-B08		14	12	38	27	27
2BJ-08WD	G1/2"X14	3/4"X16	WD-B08		14	10.8	37.5	27	24
2BJ-12-16WD	G3/4"X14	1.5/16"X12	WD-B12		16	14	42.5	32	41
2BJ-12WD	G3/4"X14	1.1/16"X12	WD-B12		16	13	42.5	32	32
2BJ-16WD	G1"X11	1.5/16"X12	WD-B16		18	14	46.5	41	41
2BJ-20-16WD	G1.1/4"X11	1.5/16"X12	WD-B20		20	14	50.5	50	41
2BJ-20WD	G1.1/4"X11	1.5/8"X12	WD-B20		20	15	54.5	50	50
2BJ-24WD	G1.1/2"X11	1.7/8"X12	WD-B24		22	19	58.5	55	55

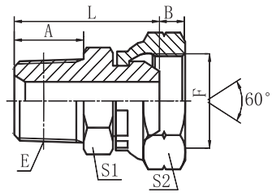

L2NB

布锥管外螺纹 / 英管内螺纹60° 外锥

NTP MALE / BSP FEMALE 60° CONE

代号 PART NO.	螺纹 THREAD				尺寸 DIMENSIONS				
	E	F			A	B	L	S1	S2
2NB-02	Z1/8"X27	G1/8"X28			10.5	6	25.5	12	14
2NB-02-04	Z1/8"X27	G1/4"X19			10.5	5	27	14	19
2NB-04-02	Z1/4"X18	G1/8"X28			15	6	30	17	14
2NB-04	Z1/4"X18	G1/4"X19			15	5	31	17	19
2NB-04-06	Z1/4"X18	G3/8^X19			15	6.5	33	17	22
2NB-04-08	Z1/4"X18	G1/2"X14			15	7.8	35	19	27
2NB-06	Z3/8"X18	G3/8"X19			16	6.5	35	19	22
2NB-06-04	Z3/8"X18	G1/4"X19			16	5	33	19	19
2NB-06-08	Z3/8"X18	G1/2"X14			16	7.8	36	19	27
2NB-08	Z1/2"X14	G1/2"X14			19.5	7.8	41	22	27
2NB-08-04	Z1/2"X14	G1/4"X19			19.5	5	38.5	22	19
2NB-08-06	Z1/2"X14	G3/8"X19			19.5	6.5	40.5	22	22
2NB-08-12	Z1/2"X14	G3/4"X14			19.5	10.5	44.5	27	32
2NB-12	Z3/4"X14	G3/4"X14			19.5	10.5	44.5	30	32
2NB-12-06	Z3/4"X14	G3/8"X19			19.5	6.5	41.7	30	22
2NB-12-08	Z3/4"X14	G1/2"X14			19.5	7.8	43.5	30	27
2NB-12-16	Z3/4"X14	G1"X11			19.5	11	46.5	32	41
2NB-16-12	Z1"X11.5	G3/4"X14			25.5	10.5	51.5	36	32
2NB-16	Z1"X11.5	G1"X11			25.5	11	52.5	36	41
2NB-20	Z1.1/4"X11.5	G1.1/4"X11			26.5	11.5	58	46	50
2NB-24	Z1.1/2"X11.5	G1.1/2"X11			27.5	12.5	62	50	55
2NB-32	Z2"X11.5	G2"X11			27.5	17	68	65	70

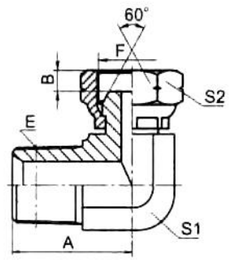

L2NB9

90° 弯布锥管外螺纹 / 英管内螺纹60° 外锥

90° ELBOW NPT MALE / BSP FEMALE 60° CONE

代号 PART NO.	螺纹 THREAD				尺寸 DIMENSIONS				
	E	F			A	B	S1	S2	
2NB9-02	Z1/8"X27	G1/8"X28			21	6	11	14	
2NB9-04	Z1/4"X18	G1/4"X19			25.5	5	14	19	
2NB9-04-06	Z1/4"X18	G3/8"X19			25.5	6.5	14	22	
2NB9-06	Z3/8"X18	G3/8"X19			31	6.5	19	22	
2NB9-06-04	Z3/8"X18	G1/4"X19			31	5	19	19	
2NB9-06-08	Z3/8"X18	G1/2"X14			31	7.8	19	27	
2NB9-08	Z1/2"X14	G1/2"X14			37.3	7.8	22	27	
2NB9-08-06	Z1/2"X14	G3/8"X19			36.7	6.5	22	22	
2NB9-12	Z3/4"X14	G3/4"X14			43.5	10.5	27	32	
2NB9-12-08	Z3/4"X14	G1/2"X14			44	7.8	27	27	
2NB9-12-16	Z3/4"X14	G1"X11			45	11	30	41	
2NB9-16	Z1"X11.5	G1"X11			50	11	33	41	
2NB9-16-12	Z1"X11.5	G3/4"X14			50	10.5	33	32	
2NB9-20	Z1.1/4"X11.5	G1.1/4"X11			54.5	11.5	41	50	
2NB9-24	Z1.1/2"X11.5	G1.1/2"X11			59	12.5	48	55	
2NB9-32	Z2"X11.5	G2"X11			73.5	17	63	70	

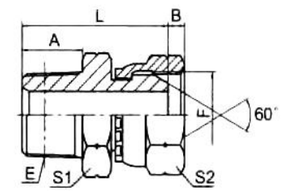

L2TB-SP

英锥管外螺纹 / 英管内螺纹60° 外锥

BSPT MALE / BSP FEMALE 60° CONE

代号 PART NO.	螺纹 THREAD				尺寸 DIMENSIONS				
	E	F			A	B	L	S1	S2
2TB-02SP	R1/8"X28	G1/8"X28			10	6	25	12	14
2TB-04SP	R1/4"X19	G1/4"X19			14.5	5	31.5	17	19
2TB-06SP	R3/8"X19	G3/8"X19			15	6.5	33	19	22
2TB-06-04SP	R3/8"X19	G1/4"X19			15	5	32	19	19
2TB-06-08SP	R3/8"X19	G1/2"X14			15	7.8	35	19	27
2TB-08SP	R1/2"X14	G1/2"X14			20	7.8	42	22	27
2TB-08-06SP	R1/2"X14	G3/8"X19			20	6.5	40	22	22
2TB-08-12SP	R1/2"X14	G3/4"X14			20	10.5	45	27	32
2TB-12SP	R3/4"X14	G3/4"X14			20	10.5	45	30	32
2TB-12-08SP	R3/4"X14	G1/2"X14			20	7.8	44	30	27
2TB-12-16SP	R3/4"X14	G1"X11			20	11	47	32	41
2TB-16SP	R1"X11	G1"X11			25.5	11	52.5	36	41
2TB-16-12SP	R1"X11	G3/4"X14			25.5	10.5	51.5	36	32
2TB-20-16SP	R1.1/4"X11	G1"X11			26.5	11	55.5	46	41
2TB-20SP	R1.1/4"X11	G1.1/4"X11			26.5	11.5	58	46	50
2TB-24SP	R1.1/2"X11	G1.1/2"X11			26.5	12.5	60.5	50	55
2TB-32SP	R2"X11	G2"X11			30	17	68	65	70

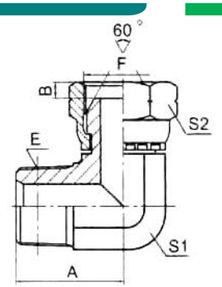

L2TB9-SP

90° 弯英锥管外螺纹 / 英管内螺纹60° 外锥

90° ELBOW BSPT MALE / BSP FEMALE 60° CONE

代号 PART NO.	螺纹 THREAD				尺寸 DIMENSIONS				
	E	F			A	B	S1	S2	
2TB9-02SP	R1/8"X28	G1/8"X28			21	6	11	14	
2TB9-04SP	R1/4"X19	G1/4"X19			26	5	14	19	
2TB9-06SP	R3/8"X19	G3/8"X19			28	6.5	16	22	
2TB9-06-08SP	R3/8"X19	G1/2"X14			31	7.8	19	27	
2TB9-08-06SP	R1/2"X14	G3/8"X19			36	6.5	22	22	
2TB9-08SP	R1/2"X14	G1/2"X14			36	7.8	22	27	
2TB9-08-12SP	R1/2"X14	G3/4"X14			37	10.5	24	32	
2TB9-12-08SP	R3/4"X14	G1/2"X14			43.5	7.8	27	27	
2TB9-12SP	R3/4"X14	G3/4"X14			43.5	10.5	27	32	
2TB9-16SP	R1"X11	G1"X11			50	11	33	41	
2TB9-20SP	R1.1/4"X11	G1.1/4"X11			57.5	11.5	41	50	
2TB9-24SP	R1.1/2"X11	G1.1/2"X11			62.5	12.5	48	55	

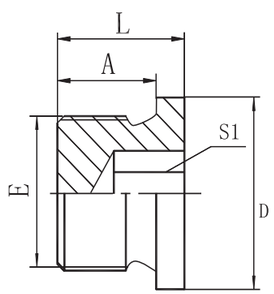

L4BN

英管外螺纹六角端面用组合垫密封内六角堵头

BSP MALE DOUBLE USE FOR
BONDED SEAL HOLLOW HEX PLUG

代号 PART NO.	螺纹 THREAD				尺寸 DIMENSIONS				
	E				A	L	S1	D	
4BN-02	G1/8"X28				8	11	5	Φ14	
4BN-04	G1/4"X19				12	15	6	Φ18	
4BN-06	G3/8"X19				12	15	8	Φ22	
4BN-08	G1/2"X14				14	18	10	Φ25	
4BN-12	G3/4"X14				16	20	12	Φ32	
4BN-16	G1"X11				16	21	17	Φ39	

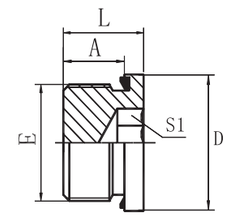

L4BN-WD

英管外螺纹胶垫密封内六角堵头

BSP MALE CAPTIVE SEAL HOLLOW HEX PLUG

代号 PART NO.	螺纹 THREAD		胶垫 CAPTIVE		尺寸 DIMENSIONS				
	E		E端		A	L	S1	D	
4BN-02WD	G1/8"X28		WD-B02		8	12.2	5	Φ14	
4BN-04WD	G1/4"X19		WD-B04		12	17.2	6	Φ19	
4BN-06WD	G3/8"X19		WD-B06		12	17.2	8	Φ22	
4BN-08WD	G1/2"X14		WD-B08		14	19.2	10	Φ27	
4BN-12WD	G3/4"X14		WD-B12		16	21.2	12	Φ32	
4BN-16WD	G1"X11		WD-B16		16	22.8	17	Φ39	
4BN-20WD	G1.1/4"X11		WD-B20		20	26.8	22	Φ49	
4BN-24WD	G1.1/2"X11		WD-B24		22	28.8	24	Φ55	

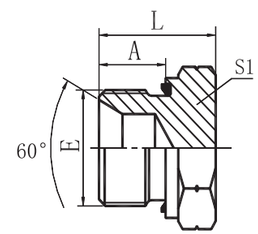

L4B-WD

英管外螺纹胶垫密封堵头

BSP MALE CAPTIVE SEAL PLUG

代号 PART NO.	螺纹 THREAD		胶垫 CAPTIVE		尺寸 DIMENSIONS				
	E		E端		A	L	S1		
4B-02WD	G1/8"X28		WD-B02		8	15.5	14		
4B-04WD	G1/4"X19		WD-B04		12	19.6	19		
4B-06WD	G3/8"X19		WD-B06		12	22.5	22		
4B-08WD	G1/2"X14		WD-B08		14	25	27		
4B-12WD	G3/4"X14		WD-B12		16	29	32		
4B-16WD	G1"X11		WD-B16		18	35	41		
4B-20WD	G1.1/4"X11		WD-B20		20	37	50		
4B-24WD	G1.1/2"X11		WD-B24		22	40	55		
4B-32WD	G2"X11		WD-B32		20	41	75		

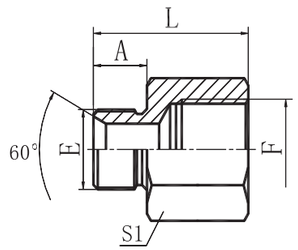

L5B

英管外螺纹60° 内锥或六角端面用组合垫密封 /
英管内螺纹ISO 1179
BSP MALE DOUBLE USE FOR 60° SEAT OR BONDED SEAL /
BSP FEMALE ISO 1179

代号 PART NO.	螺纹 THREAD				尺寸 DIMENSIONS				
	E	F			A	L	S1		
5B-02-04	G1/8"X28	G1/4"X19			10	29	19		
5B-04-02	G1/4"X19	G1/8"X28			12	28	19		
5B-04	G1/4"X19	G1/4"X19			12	33	19		
5B-04-06	G1/4"X19	G3/8"X19			12	36	22		
5B-06-04	G3/8"X19	G1/4"X19			13.5	33.5	22		
5B-06	G3/8"X19	G3/8"X19			13.5	37.5	22		
5B-06-08	G3/8"X19	G1/2"X14			13.5	42.5	27		
5B-08-06	G1/2"X14	G3/8"X19			16	38	27		
5B-08	G1/2"X14	G1/2"X14			16	45	27		
5B-08-10	G1/2"X14	G5/8"X14			16	46	30		
5B-08-12	G1/2"X14	G3/4"X14			16	44.5	36		
5B-10-08	G5/8"X14	G1/2"X14			17.5	41.5	30		
5B-12-08	G3/4"X14	G1/2"X14			18.5	44.5	32		
5B-12	G3/4"X14	G3/4"X14			18.5	48	36		
5B-12-16	G3/4"X14	G1"X11			18.5	53.5	41		
5B-16-12	G1"X11	G3/4"X14			20.5	47.5	41		
5B-16	G1"X11	G1"X11			20.5	55.5	41		
5B-16-20	G1"X11	G1.1/4"X11			20.5	56.5	50		
5B-20-16	G1.1/4"X11	G1"X11			20.5	49	50		
5B-20	G1.1/4"X11	G1.1/4"X11			20.5	52.5	50		
5B-20-24	G1.1/4"X11	G1.1/2"X11			20.5	57.5	55		
5B-24	G1.1/2"X1	G1.1/2"X11			23	58	55		
5B-32-24	G2"X11	G1.1/2"X11			25.5	59.5	70		
5B-32	G2"X11	G2"X11			25.5	63	70		

F

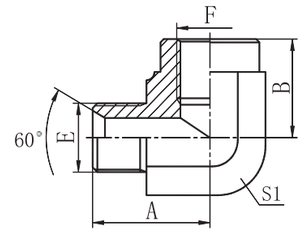

L5B9

90° 弯英管外螺纹60° 内锥 / 英管内螺纹ISO 1179
90° ELBOW BSP MALE 60° SEAT / BSP FEMALE ISO 1179

代号 PART NO.	螺纹 THREAD				尺寸 DIMENSIONS				
	E	F			A	B	S1		
5B9-02	G1/8"X28	G1/8"X28			22.5	20	16		
5B9-04	G1/4"X19	G1/4"X19			25.5	22	19		
5B9-06	G3/8"X19	G3/8"X19			30.5	26	24		
5B9-08	G1/2"X14	G1/2"X14			39	31	30		
5B9-12	G3/4"X14	G3/4"X14			43.5	37	33		
5B9-16	G1"X11	G1"X11			50.5	43	41		
5B9-20	G1.1/4"X11	G1.1/4"X11			55	46	50		

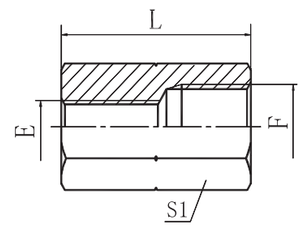

L7B

英管内螺纹ISO 1179
BSP FEMALE ISO 1179

代号 PART NO.	螺纹 THREAD				尺寸 DIMENSIONS				
	E	F			L	S1			
7B-02	G1/8"X28	G1/8"X28			22	14			
7B-02-04	G1/8"X28	G1/4"X19			24	19			
7B-04	G1/4"X19	G1/4"X19			24	19			
7B-04-06	G1/4"X19	G3/8"X19			29	22			
7B-06	G3/8"X19	G3/8"X19			26	22			
7B-06-08	G3/8"X19	G1/2"X14			33	27			
7B-08	G1/2"X14	G1/2"X14			32	27			
7B-08-10	G1/2"X14	G5/8"X14			36	30			
7B-10	G5/8"X14	G5/8"X14			36	30			
7B-12	G3/4"X14	G3/4"X14			36	32			
7B-12-16	G3/4"X14	G1"X11			43	41			
7B-16	G1"X11	G1"X11			40	41			
7B-16-20	G1"X11	G1.1/4"X11			46	50			
7B-20	G1.1/4"X11	G1.1/4"X11			44	50			
7B-20-24	G1.1/4"X11	G1.1/2"X11			48	55			
7B-24	G1.1/2"X11	G1.1/2"X11			45	55			
7B-24-32	G1.1/2"X11	G2"X11			56	70			
7B-32	G2"X11	G2"X11			54	70			

F

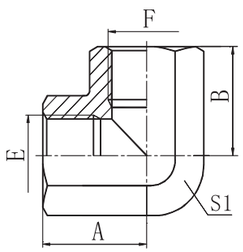

L7B9-RW

90° 弯英管内螺纹ISO 1179

90° ELBOW BSP FEMALE ISO 1179

代号 PART NO.	螺纹 THREAD				尺寸 DIMENSIONS				
	E	F			A	B	S1		
7B9-02RW	G1/8"X28	G1/8"X28			20	20	16		
7B9-04RW	G1/4"X19	G1/4"X19			22.5	22.5	19		
7B9-06RW	G3/8"X19	G3/8"X19			26	26	24		
7B9-08RW	G1/2"X14	G1/2"X14			31	31	27		
7B9-12RW	G3/4"X14	G3/4"X14			34	34	33		
7B9-16RW	G1"X11	G1"X11			42	42	41		
7B9-20RW	G1.1/4"X11	G1.1/4"X11			48	48	50		
7B9-24RW	G1.1/2"X11	G1.1/2"X11			53	53	60		
7B9-32RW	G2"X11	G2"X11			62	62	70		

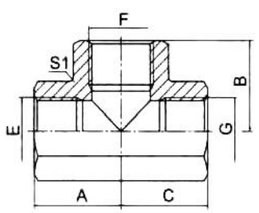

LGB-RW

英管内螺纹ISO 1179三通

BSP FEMALE ISO 1179 TEE

代号 PART NO.	螺纹 THREAD					尺寸 DIMENSIONS				
	E	F	G			A	B	C	S1	
GB-02RW	G1/8"X28	G1/8"X28	G1/8"X28			20	20	20	16	
GB-04RW	G1/4"X19	G1/4"X19	G1/4"X19			22.5	22.5	22.5	19	
GB-06RW	G3/8"X19	G3/8"X19	G3/8"X19			26	26	26	24	
GB-08RW	G1/2"X14	G1/2"X14	G1/2"X14			31	31	31	27	
GB-12RW	G3/4"X14	G3/4"X14	G3/4"X14			34	34	34	33	
GB-16RW	G1"X11	G1"X11	G1"X11			42	42	42	41	
GB-20RW	G1.1/4"X11	G1.1/4"X11	G1.1/4"X11			48	48	48	50	
GB-24RW	G1.1/2"X11	G1.1/2"X11	G1.1/2"X11			53	53	53	60	
GB-32RW	G2"X11	G2"X11	G2"X11			62	62	62	70	

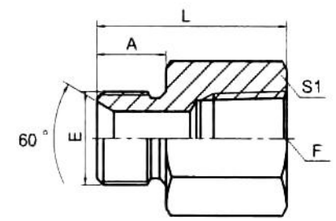

L5BN

英管外螺纹60° 内锥或六角端面用组合垫密封 /
美制布锥管内螺纹

BSP MALE DOUBLE USE FOR 60° SEAT OR BONDED SEAL / NPT FEMALE

代号 PART NO.	螺纹 THREAD				尺寸 DIMENSIONS				
	E	F			A	L	S1		
5BN-04	G1/4"X19	Z1/4"X18			12	30	19		
5BN-06	G3/8"X19	Z3/8"X18			13.5	33	22		
5BN-08	G1/2"X14	Z1/2"X14			16	42	30		
5BN-12	G3/4"X14	Z3/4"X14			18.5	44.5	36		
5BN-16	G1"X11	Z1"X11.5			20.5	52	41		
5BN-20	G1.1/4"X11	Z1.1/4"X11.5			20.5	55	50		
5BN-24	G1.1/2"X11	Z1.1/2"X11.5			23	58	60		
5BN-32	G2"X11	Z2"X11.5			25.5	62	70		

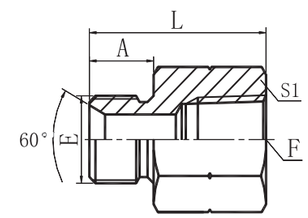

L5BT

英管外螺纹60° 内锥或六角端面用组合垫密封 /
英锥管内螺纹

BSP MALE DOUBLE USE FOR 60° SEAT OR BONDED SEAL / BSPT FEMALE

代号 PART NO.	螺纹 THREAD				尺寸 DIMENSIONS				
	E	F			A	L	S1		
5BT-04-02	G1/4"X19	Rc1/8"X28			12	28	19		
5BT-04	G1/4"X19	Rc1/4"X19			12	33.5	19		
5BT-04-06	G1/4"X19	Rc3/8"X19			12	34	22		
5BT-04-08	G1/4"X19	Rc1/2"X14			12	41	27		
5BT-06-04	G3/8"X19	Rc1/4"X19			13.5	35	22		
5BT-06	G3/8"X19	Rc3/8"X19			13.5	34	22		
5BT-08-06	G1/2"X14	Rc3/8"X19			16	39.5	27		
5BT-08	G1/2"X14	Rc1/2"X14			16	45	27		
5BT-10-08	G5/8"X14	Rc1/2"X14			17.5	43.5	30		
5BT-12-08	G3/4"X14	Rc1/2"X14			18.5	47.5	32		
5BT-12	G3/4"X14	Rc3/4"X14			18.5	49	36		
5BT-16-12	G1"X11	Rc3/4"X14			20.5	47.5	41		
5BT-16	G1"X11	Rc1"X11			20.5	57	41		
5BT-20	G1.1/4"X11	Rc1.1/4"X11			20.5	58.5	50		
5BT-24	G1.1/2"X11	Rc1.1/2"X11			23	61	55		

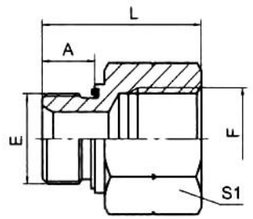

L5B-WD

英管外螺纹胶垫密封 / 英管内螺纹ISO 1179

BSP MALE CAPTIVE SEAL / BSP FEMALE ISO 1179

代号 PART NO.	螺纹 THREAD		胶垫 CAPTIVE		尺寸 DIMENSIONS				
	E	F	E端		A	L	S1		
5B-02-04WD	G1/8"X28	G1/4"X19	WD-B02		8	30.5	19		
5B-02-06WD	G1/8"X28	G3/8"X19	WD-B02		8	32.5	22		
5B-04-02WD	G1/4"X19	G1/8"X28	WD-B04		12	31.5	19		
5B-04-06WD	G1/4"X19	G3/8"X19	WD-B04		12	37	22		
5B-04-08WD	G1/4"X19	G1/2"X14	WD-B04		12	43	27		
5B-06-02WD	G3/8"X19	G1/8"X28	WD-B06		12	30.5	22		
5B-06-04WD	G3/8"X19	G1/4"X19	WD-B06		12	37.5	22		
5B-06-08WD	G3/8"X19	G1/2"X14	WD-B06		12	43.5	27		
5B-08-04WD	G1/2"X14	G1/4"X19	WD-B08		14	38	27		
5B-08-06WD	G1/2"X14	G3/8"X19	WD-B08		14	41	27		
5B-08-12WD	G1/2"X14	G3/4"X14	WD-B08		14	46	36		
5B-12-08WD	G3/4"X14	G1/2"X14	WD-B12		16	47.5	32		
5B-12-16WD	G3/4"X14	G1"X11	WD-B12		16	53.5	41		
5B-12-20WD	G3/4"X14	G1.1/4"X11	WD-B12		16	54.5	50		
5B-16-12WD	G1"X11	G3/4"X14	WD-B16		18	50.5	41		
5B-16-20WD	G1"X11	G1.1/4"X11	WD-B16		18	56.5	50		
5B-20-16WD	G1.1/4"X11	G1"X11	WD-B20		20	57.5	50		
5B-20-24WD	G1.1/4"X11	G1.1/2"X11	WD-B20		20	59.5	55		
5B-20-32WD	G1.1/4"X11	G2"X11	WD-B20		20	64	70		
5B-24-16WD	G1.1/2"X11	G1"X11	WD-B24		22	59.5	55		
5B-24-20WD	G1.1/2"X11	G1.1/4"X11	WD-B24		22	60	55		
5B-24-32WD	G1.1/2"X11	G2"X11	WD-B24		22	66	70		

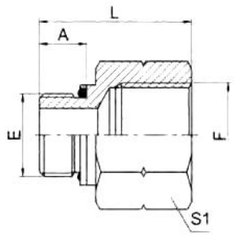

L5GB

英管外螺纹O形圈 / 英管内螺纹ISO 1179

BSP MALE O–RING / BSP FEMALE ISO 1179

代号 PART NO.	螺纹 THREAD		O形圈 O–RING		尺寸 DIMENSIONS				
	E	F	E端		A	L	S1		
5GB-04	G1/4"X19	G1/4"X19	O111		11	32	19		
5GB-04-06	G1/4"X19	G3/8"X19	O111		11	35.5	22		
5GB-06	G3/8"X19	G3/8"X19	O113		11.5	36	22		
5GB-06-08	G3/8"X19	G1/2"X14	O113		11.5	41	27		
5GB-08	G1/2"X14	G1/2"X14	O115		14	41	27		
5GB-08-12	G1/2"X14	G3/4"X14	O115		14	46	36		
5GB-12	G3/4"X14	G3/4"X14	O119		15.5	46	36		
5GB-12-16	G3/4"X14	G1"X11	O119		15.5	50	41		
5GB-16-12	G1"X11	G3/4"X14	O217		18	47	41		
5GB-16	G1"X11	G1"X11	O217		18	52.5	41		

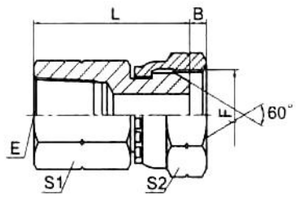

L7TB-S

英锥管内螺纹 / 英管内螺纹60° 外锥BSPT

FEMALE / BSP FEMALE 60° CONE

代号 PART NO.	螺纹 THREAD				尺寸 DIMENSIONS				
	E	F			B	L	S1	S2	
7TB-02-04S	Rc1/8"X28	G1/4"X19			5	26.5	17	19	
7TB-04S	Rc1/4"X19	G1/4"X19			5	31	19	19	
7TB-04-06S	Rc1/4"X19	G3/8"X19			6.5	31	19	22	
7TB-06S	Rc3/8"X19	G3/8"X19			6.5	35.2	22	22	
7TB-06-08S	Rc3/8"X19	G1/2"X14			7.8	37	22	27	
7TB-08-06S	Rc1/2"X14	G3/8"X19			6.5	40.5	27	22	
7TB-08S	Rc1/2"X14	G1/2"X14			7.8	42	27	27	
7TB-12S	Rc3/4"X14	G3/4"X14			10.5	45.1	36	32	
7TB-16S	Rc1"X11	G1"X11			11	51.3	41	41	

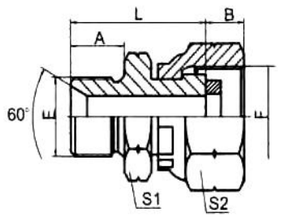

L2B-G

英管外螺纹60° 内锥 / 英管内螺纹表接头

BSP MALE 60° SEAT /
BSP FEMALE PRESSURE GAUGE CONNECTORS

代号 PART NO.	螺纹 THREAD		紫铜片 COPPER WASHER		尺寸 DIMENSIONS				
	E	F		F端	A	B	L	S1	S2
2B-02-04G	G1/8"X28	G1/4"X19		DP-B04G	10	14.5	24.5	14	19
2B-04G	G1/4"X19	G1/4"X19		DP-B04G	12	14.5	26.5	19	19
2B-04-08G	G1/4"X19	G1/2"X14		DP-B08G	12	20	29	19	27
2B-06-04G	G3/8"X19	G1/4"X19		DP-B04G	13.5	14.5	30	22	19
2B-08-04G	G1/2"X14	G1/4"X19		DP-B04G	16	14.5	34.5	27	19
2B-08G	G1/2"X14	G1/2"X14		DP-B08G	16	20	37	27	27

F

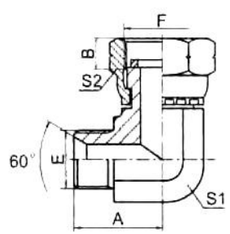

L2B9-G

90° 弯英管外螺纹60° 内锥 / 英管内螺纹表接头

90° ELBOW BSP MALE 60° SEAT /
BSP FEMALE PRESSURE GAUGE CONNECTORS

代号 PART NO.	螺纹 THREAD		紫铜片 COPPER WASHER		尺寸 DIMENSIONS				
	E	F		F端	A	B	S1	S2	
2B9-04G	G1/4"X19	G1/4"X19		DP-B04G	24.5	14.5	14	19	
2B9-08G	G1/2"X14	G1/2"X14		DP-B08G	24.5	20	22	27	

英管螺纹60° 锥面密封接头 BSP THREAD 60° CONE ADAPTERS

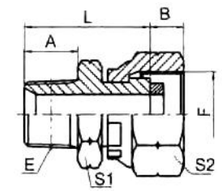

L2TB-G

英管外螺纹 / 英管内螺纹表接头

BSPT MALE / BSP FEMALE
PRESSURE GAUGE CONNECTORS

代号 PART NO.	螺纹 THREAD		紫铜片 COPPER WASHER		尺寸 DIMENSIONS				
	E	F		F端	A	B	L	S1	S2
2TB-02-04G/SP	R1/8"X28	G1/4"X19		DP-B04G	10	14.5	24.5	12	19
2TB-04G/SP	R1/4"X19	G1/4"X19		DP-B04G	14.5	14.5	29	17	19
2TB-04-08G/SP	R1/4"X19	G1/2"X14		DP-B08G	14.5	20	31.5	19	27
2TB-06-04G/SP	R3/8"X19	G1/4"X19		DP-B04G	15	14.5	29.5	19	19
2TB-08-04G/SP	R1/2"X14	G1/4"X19		DP-B04G	20	14.5	36.5	22	19
2TB-08G/SP	R1/2"X14	G1/2"X14		DP-B08G	20	20	39	22	27

F

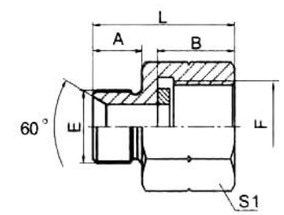

L5B-G

英管外螺纹60° 内锥或六角端面用组合垫密封 /
英管内螺纹表接头

BSP MALE DOUBLE USE FOR 60° SEAT OR BONDED SEAL /
BSP FEMALE PRESSURE GAUGE CONNECTORS

代号 PART NO.	螺纹 THREAD		紫铜片 COPPER WASHER		尺寸 DIMENSIONS				
	E	F		F端	A	B	L	S1	
5B-04G	G1/4"X19	G1/4"X19		DP-B04G	12	11	26	19	
5B-06-04G	G3/8"XI9	G1/4"X19		DP-B04G	13.5	11	28.5	22	
5B-06-08G	G3/8"XI9	G1/2"X14		DP-B08G	13.5	17	35.5	27	
5B-08G	G1/2"X14	G1/2"X14		DP-B08G	16	17	37	27	

英锥管螺纹BSPT接头 BSPT Thread Fittings

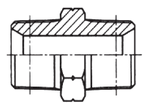 L1T-SP G02	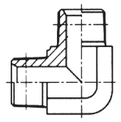 L1T9-SP G03	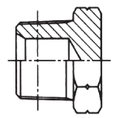 L4T-SP G04	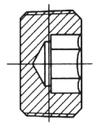 L4TN G04	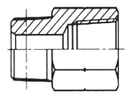 L5T-SP G05	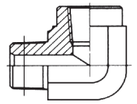 L5T9-SP G06
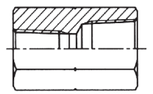 L7T G06	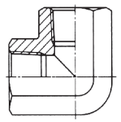 L7T9 G07	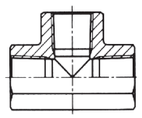 LGT G07	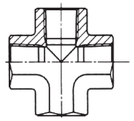 LZT G08	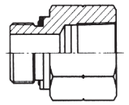 L5GT G08	

英锥管螺纹BSPT接头 BSPT THREAD ADAPTERS

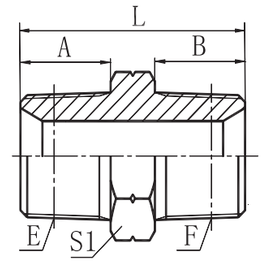

L1T-SP

英管外螺纹

BSPT MALE

代号 PART NO.	螺纹 THREAD				尺寸 DIMENSIONS				
	E	F			A	B	L	S1	
1T-02SP	R1/8"X28	R1/8"X28			10	10	26	12	
1T-02-04SP	R1/8"X28	R1/4"X19			10	14.5	30.5	14	
1T-02-06SP	R1/8"X28	R3/8"X19			10	15	31	17	
1T-04SP	R1/4"X19	R1/4"X19			14.5	14.5	34	14	
1T-04-06SP	R1/4"X19	R3/8"X19			14.5	15	35	17	
1T-04-08SP	R1/4"X19	R1/2"X14			14.5	20	43	22	
1T-06SP	R3/8"X19	R3/8"X19			15	15	36	17	
1T-06-08SP	R3/8"X19	R1/2"X14			15	20	43	22	
1T-08SP	R1/2"X14	R1/2"X14			20	20	46	22	
1T-08-12SP	R1/2"X14	R3/4"X14			20	20	48	27	
1T-12SP	R3/4"X14	R3/4"X14			20	20	48	30	
1T-12-16SP	R3/4"X14	R1"X11			20	25.5	55.5	36	
1T-16SP	R1"X11	R1"X11			25.5	25.5	61	36	
1T-16-20SP	R1"X11	R1.1/4"X11			25.5	26.5	64.5	46	
1T-20SP	R1.1/4"X11	R1.1/4"X11			26.5	26.5	65.5	46	
1T-20-24SP	R1.1/4"X11	R1.1/2"X11			26.5	26.5	67	50	
1T-24SP	R1.1/2"X11	R1.1/2"X11			26.5	26.5	67	50	
1T-24-32SP	R1.1/2"X11	R2"X11			26.5	30	71.5	65	
1T-32SP	R2"X11	R2"X11			30	30	75	65	

HENFLEX®

G

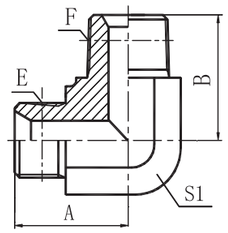

L1T9-SP

90° 弯英锥管外螺纹

90° ELBOW BSPT MALE

代号 PART NO.	螺纹 THREAD				尺寸 DIMENSIONS				
	E	F			A	B	S1		
1T9-02SP	R1/8"X28	R1/8"X28			21	21	11		
1T9-02-04SP	R1/8"X28	R1/4"X19			23.5	25.5	14		
1T9-04SP	R1/4"X19	R1/4"X19			25.5	25.5	14		
1T9-04-06SP	R1/4"X19	R3/8"X19			26.5	28.5	16		
1T9-04-08SP	R1/4"X19	R1/2"X14			30.5	36	22		
1T9-06SP	R3/8"X19	R3/8"X19			28.5	28.5	16		
1T9-06-08SP	R3/8"X19	R1/2"X14			32.5	36	22		
1T9-08SP	R1/2"X14	R1/2"X14			36	36	22		
1T9-08-12SP	R1/2"X14	R3/4"X14			39.5	43.5	27		
1T9-12SP	R3/4"X14	R3/4"X14			43.5	43.5	27		
1T9-12-16SP	R3/4"X14	R1"X11			47.5	50	33		
1T9-16SP	R1"X11	R1"X11			50	50	33		
1T9-16-20SP	R1"X11	R1.1/4"X11			56.5	57.5	41		
1T9-20SP	R1.1/4"X11	R1.1/4"X11			57.5	57.5	41		
1T9-24SP	R1.1/2"X11	R1.1/2"X11			62.5	62.5	48		
1T9-32SP	R2"X11	R2"X11			68	68	63		

英锥管螺纹BSPT接头 BSPT THREAD ADAPTERS

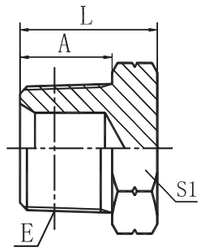

L4T-SP

英锥管外螺纹堵头

BSPT MALE PLUG

代号 PART NO.	螺纹 THREAD				尺寸 DIMENSIONS				
	E	F			A	L	S1		
4T-02SP	R1/8"X28				10	16	12		
4T-04SP	R1/4"X19				14.5	20	14		
4T-06SP	R3/8"X19				15	21	17		
4T-08SP	R1/2"X14				20	27	22		
4T-12SP	R3/4"X14				20	29	30		
4T-16SP	R1"X11				25.5	36.5	36		
4T-20SP	R1.1/4"X11				26.5	38.5	46		
4T-24SP	R1.1/2"X11				26.5	42	50		
4T-32SP	R2"X11				30	46	65		

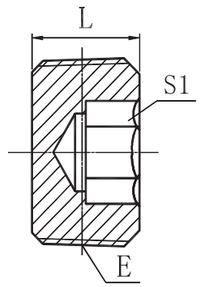

L4TN

英锥管外螺纹内六角堵头

BSPT MALE HOLLOW HEX PLUG

代号 PART NO.	螺纹 THREAD				尺寸 DIMENSIONS				
	E				L	S1			
4TN-02	R1/8"X28				8	5			
4TN-04	R1/4"X19				10	6			
4TN-06	R3/8"X19				12	8			
4TN-08	R1/2"X14				15	10			
4TN-12	R3/4"X14				18	12			
4TN-16	R1"X11				20	17			

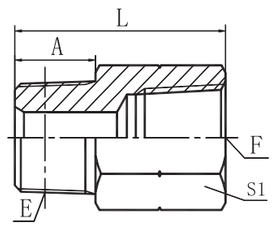

L5T-SP

英锥管外螺纹 / 英锥管内螺纹

BSPT MALE / BSPT FEMALE

代号 PART NO.	螺纹 THREAD				尺寸 DIMENSIONS				
	E	F			A	L	S1		
5T-02-04SP	R1/8"X28	Rc1/4"X19			11	32.5	19		
5T-04-02SP	R1/4"X19	Rc1/8"X28			14.5	20.5	14		
5T-04SP	R1/4"X19	Rc1/4"X19			14.5	36	19		
5T-04-06SP	R1/4"X19	Rc3/8"X19			14.5	38	22		
5T-06-02SP	R3/8"X19	Rc1/8"X28			15	23	19		
5T-06-04SP	R3/8"X19	Rc1/4"X19			15	23	19		
5T-06SP	R3/8"X19	Rc3/8"X19			15	38.5	22		
5T-06-08SP	R3/8"X19	Rc1/2"X14			15	44	27		
5T-08-04SP	R1/2"X14	Rc1/4"X19			20	30	24		
5T-08-06SP	R1/2"X14	Rc3/8"X19			20	30	24		
5T-08SP	R1/2"X14	Rc1/2"X14			20	49	27		
5T-08-12SP	R1/2"X14	Rc3/4"X14			20	51	36		
5T-12-04SP	R3/4"X14	Rc1/4"X19			20	31	30		
5T-12-06SP	R3/4"X14	Rc3/8"X19			20	31	30		
5T-12-08SP	R3/4"X14	Rc1/2"X14			20	31	30		
5T-12SP	R3/4"X14	Rc3/4"X14			20	51	36		
5T-12-16SP	R3/4"X14	Rc1"X11			20	56.5	41		
5T-16-04SP	R1"X11	Rc1/4"X19			25.5	37	36		
5T-16-06SP	R1"X11	Rc3/8"X19			25.5	37	36		
5T-16-08SP	R1"X11	Rc1/2"X14			25.5	37	36		
5T-16-12SP	R1"X11	Rc3/4"X14			25.5	37	36		
5T-16SP	R1"X11	Rc1"X11			25.5	60	41		
5T-16-20SP	R1"X11	Rc1.1/4"X11			25.5	64	50		
5T-20-04SP	R1.1/4"X11	Rc1/4"X19			26.5	38	46		
5T-20-08SP	R1.1/4"X11	Rc1/2"X14			26.5	36	46		
5T-20-12SP	R1.1/4"X11	Rc3/4"X14			26.5	38	46		
5T-20-16SP	R1.1/4"X11	Rc1"X11			26.5	38	46		
5T-20SP	R1.1/4"X11	Rc1.1/4"X11			26.5	64.5	50		
5T-24-12SP	R1.1/2"X11	Rc3/4"X14			26.5	41	50		
5T-24-16SP	R1.1/2"X11	Rc1"X11			26.5	41	50		
5T-24-20SP	R1.1/2"X11	Rc1.1/4"X11			26.5	41	50		
5T-32-16SP	R2"X11	Rc1"X11			30	45	65		
5T-32-20SP	R2"X11	Rc1.1/4"X11			30	45	65		
5T-32-24SP	R2"X11	Rc1.1/2"X11			30	45	65		

G

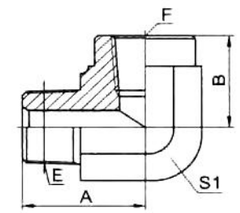

L5T9-SP

90° 弯英锥管外螺纹 / 英锥管内螺纹

90° ELBOW BSPT MALE / BSPT FEMALE

代号 PART NO.	螺纹 THREAD				尺寸 DIMENSIONS				
	E	F			A	B	S1		
5T9-02SP	R1/8"X28	Rc1/8"X28			24.5	23	16		
5T9-04SP	R1/4"X19	Rc1/4"X19			27	22.4	19		
5T9-06SP	R3/8"X19	Rc3/8"X19			33.5	25	24		
5T9-08SP	R1/2"X14	Rc1/2"X14			40.5	31.2	30		
5T9-12SP	R3/4"X14	Rc3/4"X14			45.2	34.5	33		
5T9-16SP	R1"X11	Rc1"X11			54.5	41.1	41		
5T9-20SP	R1.1/4"X11	Rc1.1/4"X11			61	50	48		
5T9-24SP	R1.1/2"X11	Rc1.1/2"X11			75	55	63		

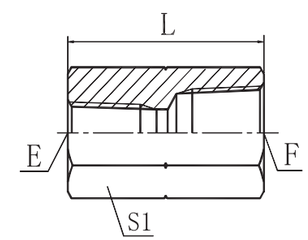

L7T

英锥管内螺纹

BSPT FEMALE

代号 PART NO.	螺纹 THREAD				尺寸 DIMENSIONS				
	E	F			L	S1			
7T-02	R1/8"X28	R1/8"X28			20	14			
7T-02-04	R1/8"X28	R1/4"X19			30	19			
7T-04	R1/4"X19	R1/4"X19			30	19			
7T-04-06	R1/4"X19	R3/8"X19			30	22			
7T-04-08	R1/4"X19	R1/2"X14			40	27			
7T-06	R3/8"X19	R3/8"X19			30	22			
7T-06-08	R3/8"X19	R1/2"X14			40	27			
7T-06-12	R3/8"X19	R3/4"X14			37	36			
7T-08	R1/2"X14	R1/2"X14			40	27			
7T-08-12	R1/2"X14	R3/4"X14			42	36			
7T-12	R3/4"X14	R3/4"X14			42	36			
7T-12-16	R3/4"X14	R1"X11			50	41			
7T-16	R1"X11	R1"X11			50	41			
7T-16-20	R1"X11	R1.1/4"X11			52	50			
7T-20	R1.1/4"X11	R1.1/4"X11			55	50			
7T-24	R1.1/2"X11	R1.1/2"X11			55	55			
7T-32	R2"X11	R2"X11			65	70			

G

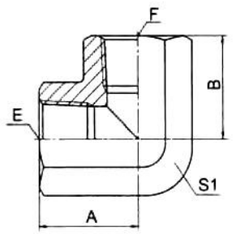

L7T9-RW

90° 弯英锥管内螺纹

90° ELBOW BSPT FEMALE

代号 PART NO.	螺纹 THREAD				尺寸 DIMENSIONS				
	E	F			A	B	S1		
7T9-02RW	Rc1/8"X28	Rc1/8"X28			20	20	16		
7T9-02-04RW	Rc1/8"X28	Rc1/4"X19			20	22.5	19		
7T9-04RW	Rc1/4"X19	Rc1/4"X19			22.5	22.5	19		
7T9-06RW	Rc3/8"X19	Rc3/8"X19			26	26	24		
7T9-08RW	Rc1/2"X14	Rc1/2"X14			31	31	27		
7T9-12RW	Rc3/4"X14	Rc3/4"X14			34	34	33		
7T9-16RW	Rc1"X11	Rc1"X11			42	42	41		
7T9-20RW	Rc1.1/4"X11	Rc1.1/4"X11			48	48	50		
7T9-24RW	Rc1.1/2"X11	Rc1.1/2"×11			53	53	60		
7T9-32RW	Rc2"X11	Rc2"X11			62	62	70		

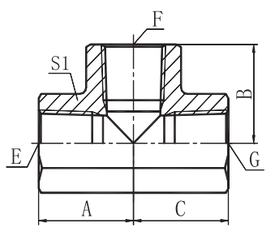

LGT-RW

英锥管内螺纹三通

BSPT FEMALE TEE

代号 PART NO.	螺纹 THREAD					尺寸 DIMENSIONS				
	E	F	G			A	B	C	S1	
GT-02RW	Rc1/8"X28	Rc1/8"X28	Rc1/8"X28			20	20	20	16	
GT-04RW	Rc1/4"X19	Rc1/4"X19	Rc1/4"X19			22.5	22.5	22.5	19	
GT-06RW	Rc3/8"X19	Rc3/8"X19	Rc3/8"X19			26	26	26	24	
GT-08RW	Rc1/2"X14	Rc1/2"X14	Rc1/2"X14			31	31	31	27	
GT-12RW	Rc3/4"X14	Rc3/4"X14	Rc3/4"X14			34	34	34	33	
GT-16RW	Rc1"X11	Rc1"X11	Rc1"X11			42	42	42	41	
GT-20RW	Rc1.1/4"X11	Rc1.1/4"X11	Rc1.1/4"X11			48	48	48	50	
GT-24RW	Rc1.1/2"X11	Rc1.1/2"X11	Rc1.1/2"X11			53	53	53	60	
GT-32RW	Rc2"X11	Rc2"Xl1	Rc2"X11			62	62	62	70	

英锥管螺纹BSPT接头 BSPT THREAD ADAPTERS

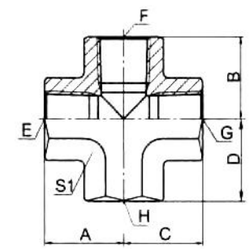

LZT

英锥管内螺纹四通

BSPT FEMALE CROSS

代号 PART NO.	螺纹 THREAD				尺寸 DIMENSIONS				
	E,F,G,H				A,B,C,D	S1			
ZT-02	Rc1/8"X28				20	16			
ZT-04	Rc1/4"X19				22.5	19			
ZT-06	Rc3/8"X19				26	24			
ZT-08	Rc1/2"X14				31	27			
ZT-12	Rc3/4"X14				34	33			
ZT-16	Rc1"X11				42	41			
ZT-20	Rc1.1/4"X11				48	50			

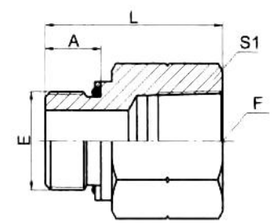

L5GT

英管外螺纹O形圈 / 英锥管内螺纹

BSP MALE O–RING / BSPT FEMALE

代号 PART NO.	螺纹 THREAD		O形圈 O–RING		尺寸 DIMENSIONS				
	E	F	E端		A	L	S1		
5GT-02	G1/8"X28	Rc1/8"X28	O011		9.5	26	14		
5GT-04	G1/4"X19	Rc1/4"X19	O111		10	32	19		
5GT-06	G3/8"X19	Rc3/8"X19	O113		11.5	37	22		
5GT-08-06	G1/2"X14	Rc3/8"X19	O115		14	38	27		
5GT-08	G1/2"X14	Rc1/2"X14	O115		14	46	27		
5GT-12	G3/4"X14	Rc3/4"X14	O119		15.5	49.5	36		
5GT-16	G1"X11	Rc1"X11	O217		18	52	41		

美制锥管螺纹NPT接头 NPT Thread Fittings

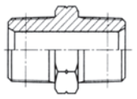 L1N H02	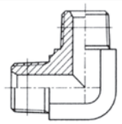 L1N9 H03	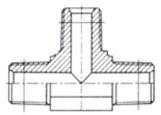 LAN H03	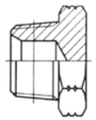 L4N H04	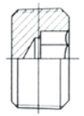 L4NN H04	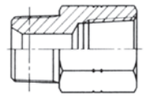 L5N H05
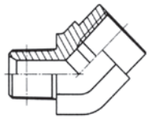 L5N4 H06	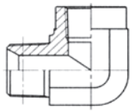 L5N9 H06	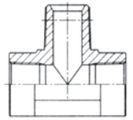 LJN H07	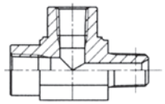 LHN H07	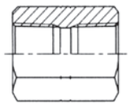 L7N H08	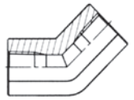 L7N4 H08
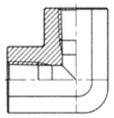 L7N9 H09	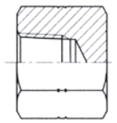 L9N-CAP H09	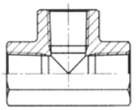 LGN H10	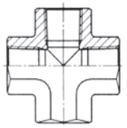 LZN H10	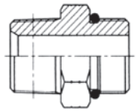 L1NO H11	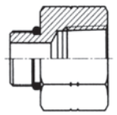 L5ON H12
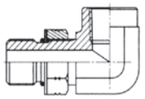 L5ON9-OG H13	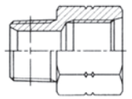 L5NO H14	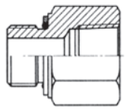 L5GN H15	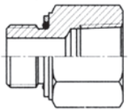 L5HN H16	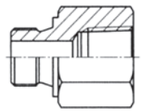 L5LN H16	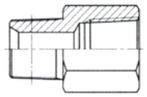 L5TN H17

H

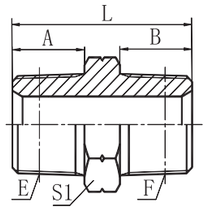

L1N

美制布锥管外螺纹

NPT MALE

代号 PART NO.	螺纹 THREAD				尺寸 DIMENSIONS				
	E	F			A	B	L	S1	
1N-02	Z1/8"X27	Z1/8"X27			10.5	10.5	27	12	
1N-02-04	Z1/8"X27	Z1/4"X18			10.5	15	31	17	
1N-02-06	Z1/8"X27	Z3/8"X18			10.5	16	32	19	
1N-04	Z1/4"X18	Z1/4"X18			15	15	35	17	
1N-04-06	Z1/4"X18	Z3/8"X18			15	16	37	19	
1N-04-08	Z1/4"X18	Z1/2"X14			15	19.5	41.5	22	
1N-06	Z3/8"X18	Z3/8"X18			16	16	38	19	
1N-06-08	Z3/8"X18	Z1/2"X14			16	19.5	43.5	22	
1N-06-12	Z3/8"X18	Z3/4"X14			16	19.5	45.5	27	
1N-08	Z1/2"X14	Z1/2"X14			19.5	19.5	47	22	
1N-08-12	Z1/2"X14	Z3/4"X14			19.5	19.5	49	27	
1N-08-16	Z1/2"X14	Z1"X11.5			19.5	25.5	56	36	
1N-12	Z3/4"X14	Z3/4"X14			19.5	19.5	49	27	
1N-12-16	Z3/4"X14	Z1"X11.5			19.5	25.5	55	36	
1N-12-20	Z3/4"X14	Z1.1/4"X11.5			19.5	26.5	59	46	
1N-16	Z1"X11.5	Z1"X11.5			25.5	25.5	61	36	
1N-16-20	Z1"X11.5	Z1.1/4"X11.5			25.5	26.5	64	46	
1N-16-24	Z1"X11.5	Z1.1/2"X11.5			25.5	27.5	68	50	
1N-20	Z1.1/4"X11.5	Z1.1/4"X11.5			26.5	26.5	65	46	
1N-20-24	Z1.1/4"X11.5	Z1.1/2"X11.5			26.5	27.5	69	50	
1N-24	Z1.1/2"X11.5	Z1.1/2"X11.5			27.5	27.5	69	50	
1N-24-32	Z1.1/2"X11.5	Z2"X11.5			27.5	27.5	72	65	
1N-32	Z2"X11.5	Z2"X11.5			27.5	27.5	71	65	

H

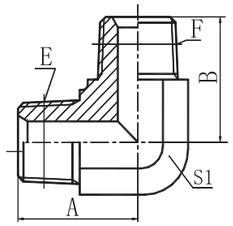

L1N9

90° 弯美制布锥管外螺纹

90° ELBOW NPT MALE

代号 PART NO.	螺纹 THREAD				尺寸 DIMENSIONS				
	E	F			A	B	S1		
1N9-02	Z1/8"X27	Z1/8"X27			21	21	11		
1N9-02-04	Z1/8"X27	Z1/4"X18			23.5	25.5	14		
1N9-04	Z1/4"X18	Z1/4"X18			25.5	25.5	14		
1N9-04-06	Z1/4"X18	Z3/8"X18			28	31	19		
1N9-04-08	Z1/4"X18	Z1/2"X14			30.5	36.5	22		
1N9-06	Z3/8"X18	Z3/8"X18			31	31	19		
1N9-06-08	Z3/8"X18	Z1/2"X14			33.8	37.3	22		
1N9-08	Z1/2"X14	Z1/2"X14			37.3	37.3	22		
1N9-08-12	Z1/2"X14	Z3/4"X14			40	44	27		
1N9-12	Z3/4"X14	Z3/4"X14			44	44	27		
1N9-12-16	Z3/4"X14	Z1"XI1.5			46.5	50	33		
1N9-16	Z1"X11.5	Z1"XI1.5			50	50	33		
1N9-20	Z1.1/4"X11.5	Z1.1/4"X11.5			54	54	41		
1N9-24	Z1.1/2"X11.5	Z1.1/2"X11.5			63	63	48		
1N9-32	Z2"X11.5	Z2"X11.5			68	68	63		

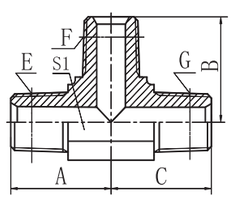

LAN

美制布锥管外螺纹三通

NPT MALE TEE

代号 PART NO.	螺纹 THREAD					尺寸 DIMENSIONS				
	E	F	G			A	B	C	S1	
AN-02	Z1/8"X27	Z1/8"X27	Z1/8"X27			21	21	21	11	
AN-04	Z1/4"X18	Z1/4"X18	Z1/4"X18			25.5	25.5	25.5	14	
AN-06	Z3/8"X18	Z3/8"X18	Z3/8"X18			31	31	31	19	
AN-08	Z1/2"X14	Z1/2"X14	Z1/2"X14			36.7	36.7	36.7	22	
AN-12	Z3/4"X14	Z3/4"X14	Z3/4"X14			44	44	44	27	
AN-16	Z1"X11.5	Z1"X11.5	Z1"X11.5			50	50	50	33	
AN-20	Z1.1/4"X11.5	Z1.1/4"X11.5	Z1.1/4"X11.5			54.5	54.5	54.5	41	
AN-24	Z1.1/2"X11.5	Z1.1/2"X11.5	Z1.1/2"X11.5			59.5	59.5	59.5	48	

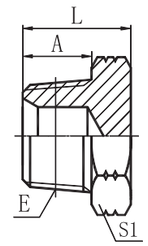

L4N

美制布锥管外螺纹堵头

NPT MALE PLUG

代号 PART NO.	螺纹 THREAD				尺寸 DIMENSIONS				
	E				A	L	S1		
4N-02	Z1/8"X27				10.5	16	12		
4N-04	Z1/4"X18				15	20	17		
4N-06	Z3/8"X18				16	21	19		
4N-08	Z1/2"X14				19.5	27	22		
4N-12	Z3/4"X14				19.5	29.5	27		
4N-16	Z1"X11.5				25.5	36.5	36		
4N-20	Z1.1/4"X11.5				26.5	38.5	46		
4N-24	Z1.1/2"X11.5				27.5	43	50		
4N-32	Z2"X11.5				27.5	43.5	65		

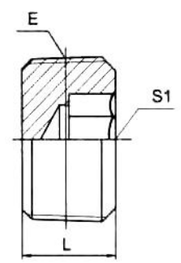

L4NN

美制布锥管外螺纹内六角堵头

NPT MALE HOLLOW HEX PLUG

代号 PART NO.	螺纹 THREAD				尺寸 DIMENSIONS				
	E				L	S1			
4NN-02	Z1/8"X27				8	5			
4NN-04	Z1/4"X18				10	6			
4NN-06	Z3/8"X18				12	8			
4NN-08	Z1/2"X14				15	10			
4NN-12	Z3/4"X14				16	12			
4NN-16	Z1"X11.5				18	17			

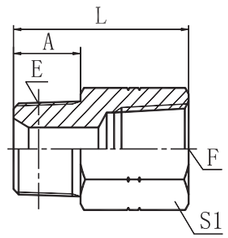

L5N

美制布锥管外螺纹 / 布锥管内螺纹

NPT MALE / NPT FEMALE

代号 PART NO.	螺纹 THREAD				尺寸 DIMENSIONS				
	E	F			A	L	S1		
5N-02	Z1/8"X27	Z1/8"X27			10.5	25.5	17		
5N-02-04	Z1/8"X27	Z1/4"X18			10.5	31	19		
5N-02-06	Z1/8"X27	Z3/8"X18			11	31	24		
5N-04-02	Z1/4"X18	Z1/8"X27			15	22	17		
5N-04	Z1/4"X18	Z1/4"X18			15	35.3	19		
5N-04-06	Z1/4"X18	Z3/8"X18			15	36.6	24		
5N-04-08	Z1/4"X18	Z1/2"X14			15	43	30		
5N-06-02	Z3/8"X18	Z1/8"X27			16	22	19		
5N-06-04	Z3/8"X18	Z1/4"X18			16	22	19		
5N-06	Z3/8"X18	Z3/8"X18			16	37.6	24		
5N-06-08	Z3/8"X18	Z1/2"X14			16	43.7	30		
5N-06-12	Z3/8"X18	Z3/4"X14			16	46	36		
5N-08-04	Z1/2"X14	Z1/4"X18			19.5	28	22		
5N-08-06	Z1/2"X14	Z3/8"X18			19.5	28.5	22		
5N-08	Z1/2"X14	Z1/2"X14			19.5	47.5	30		
5N-08-12	Z1/2"X14	Z3/4"X14			19.5	49	36		
5N-12-06	Z3/4"X14	Z3/8"X18			19.5	30.5	27		
5N-12-08	Z3/4"X14	Z1/2"X14			19.5	30.5	27		
5N-12	Z3/4"X14	Z3/4"X14			19.5	49	36		
5N-12-16	Z3/4"X14	Z1"X11.5			19.5	55.5	41		
5N-16-08	Z1"X11.5	Z1/2"X14			25.5	35.5	36		
5N-16-12	Z1"X11.5	Z3/4"X14			25.5	36.5	36		
5N-16	Z1"X11.5	Z1"X11.5			25.5	60.7	41		
5N-16-20	Z1"X11.5	Z1.1/4"X11.5			25.5	63.5	50		
5N-20-12	Z1.1/4"X11.5	Z3/4"X14			26.5	38.5	46		
5N-20-16	Z1.1/4"X11.5	Z1"X11.5			26.5	41	46		
5N-20	Z1.1/4"X11.5	Z1.1/4"X11.5			26.5	61.5	50		
5N-20-24	Z1.1/4"X11.5	Z1.1/2"X11.5			26.5	62.5	60		
5N-24-16	Z1.1/2"X11.5	Z1"X11.5			27.5	41.5	50		
5N-24-20	Z1.1/2"X11.5	Z1.1/4"X11.5			27.5	41	50		
5N-24	Z1.1/2"X11.5	Z1.1/2"X11.5			27.5	62.5	60		
5N-24-32	Z1.1/2"X11.5	Z2"X11.5			27.5	66.5	70		
5N-32-20	Z2"X11.5	Z1.1/4"X11.5			27.5	44.5	65		
5N-32-24	Z2"X11.5	Z1.1/2"X11.5			27.5	45	65		
5N-32	Z2"X11.5	Z2"X11.5			27.5	62.5	70		

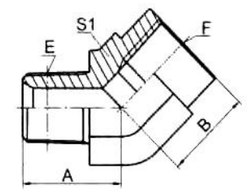

L5N4

45° 弯美制布锥管外螺纹 / 布锥管内螺纹

45° ELBOW NPT MALE / NPT FEMALE

代号 PART NO.	螺纹 THREAD				尺寸 DIMENSIONS				
	E	F			A	B	S1		
5N4-02	Z1/8"X27	Z1/8"X27			19	17	16		
5N4-04	Z1/4"X18	Z1/4"X18			22	20	19		
5N4-06	Z3/8"X18	Z3/8"X18			27	19	24		
5N4-08	Z1/2"X14	Z1/2"X14			31.7	28	30		
5N4-12	Z3/4"X14	Z3/4"X14			36.5	30	33		
5N4-16	Z1"X11.5	Z1"X11.5			42.5	37.5	41		
5N4-20	Z1.1/4"X11.5	Z1.1/4"X11.5			44	30	48		
5N4-24	Z1.1/2"X11.5	Z1.1/2"X11.5			51	36	63		

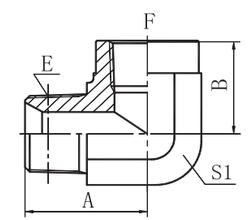

L5N9

90° 弯美制布锥管外螺纹 / 布锥管内螺纹

90° ELBOW NPT MALE / NPT FEMALE

代号 PART NO.	螺纹 THREAD				尺寸 DIMENSIONS				
	E	F			A	B	S1		
5N9-02	Z1/8"X27	Z1/8"X27			24.5	17.8	16		
5N9-04-02	Z1/4"X18	Z1/8"X27			26.5	16.8	16		
5N9-04	Z1/4"X18	Z1/4"X18			28	22.4	19		
5N9-04-06	Z1/4"X18	Z3/8"X18			31	25	24		
5N9-06-04	Z3/8"X18	Z1/4"X18			31	22.4	19		
5N9-06	Z3/8"X18	Z3/8"X18			33.5	25	24		
5N9-08	Z1/2"X14	Z1/2"X14			41.2	31.2	30		
5N9-12-08	Z3/4"X14	Z1/2"X14			45	31.2	30		
5N9-12	Z3/4"X14	Z3/4"X14			45.2	34.5	33		
5N9-16	Z1"X11.5	Z1"X11.5			54.5	41.1	41		
5N9-20	Z1.1/4"X11.5	Z1.1/4"X11.5			63	43.2	48		
5N9-24	Z1.1/2"X11.5	Z1.1/2"X11.5			71.5	52.8	63		
5N9-32	Z2"X11.5	Z2"X11.5			73.5	62	65		

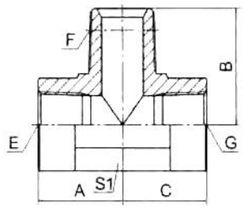

LJN

美制布锥管内螺纹 / 布锥管外螺纹分支三通

NPT FEMALE / NPT MALE BRANCH TEE

代号 PART NO.	螺纹 THREAD					尺寸 DIMENSIONS				
	E	F	G			A	B	C	S1	
JN-02	Z1/8"X27	Z1/8"X27	Z1/8"X27			17.8	24.5	17.8	16	
JN-04	Z1/4"X18	Z1/4"X18	Z1/4"X18			22.4	28	22.4	19	
JN-06	Z3/8"X18	Z3/8"X18	Z3/8"X18			25	33.5	25	24	
JN-08	Z1/2"X14	Z1/2"X14	Z1/2"X14			31.2	41.2	31.2	30	
JN-12	Z3/4"X14	Z3/4"X14	Z3/4"X14			34.5	45.2	34.5	33	
JN-16	Z1"X11.5	Z1"X11.5	Z1"X11.5			41.1	54.5	41.1	41	

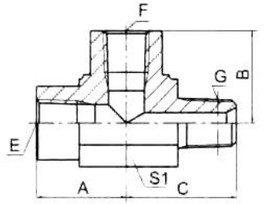

LHN

美制布锥管内螺纹 / 布锥管外螺纹主支三通

NPT FEMALE / NPT MALE RUN TEE

代号 PART NO.	螺纹 THREAD					尺寸 DIMENSIONS				
	E	F	G			A	B	C	S1	
HN-02	Z1/8"X27	Z1/8"X27	Z1/8"X27			20	20	24.5	16	
HN-04	Z1/4"X18	Z1/4"X18	Z1/4"X18			25	25	28.5	19	
HN-06	Z3/8"X18	Z3/8"X18	Z3/8"X18			27	27	33.5	24	
HN-08	Z1/2"X14	Z1/2"X14	Z1/2"X14			35	35	42.5	30	
HN-12	Z3/4"X14	Z3/4"X14	Z3/4"X14			37	37	45.2	33	
HN-16	Z1"X11.5	Z1"X11.5	Z1"X11.5			44	44	54.7	41	
HN-20	Z1.1/4"X11.5	Z1.1/4"X11.5	Z1.1/4"X11.5			48	48	58.5	48	

美制锥管螺纹NPT接头 NPT THREAD ADAPTERS

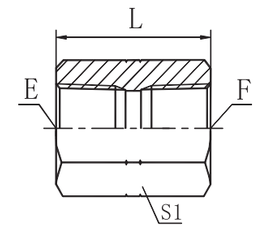

L7N

美制布锥管内螺纹

NPT FEMALE

代号 PART NO.	螺纹 THREAD					尺寸 DIMENSIONS				
	E	F				L	S1			
7N-02	Z1/8"X27	Z1/8"X27				24	17			
7N-02-04	Z1/8"X27	Z1/4"X18				27	19			
7N-02-06	Z1/8"X27	Z3/8"X18				30	22			
7N-04	Z1/4"X18	Z1/4"X18				29	19			
7N-04-06	Z1/4"X18	Z3/8"X18				31	22			
7N-04-08	Z1/4"X18	Z1/2"X14				35	30			
7N-06	Z3/8"X18	Z3/8"X18				29	22			
7N-06-08	Z3/8"X18	Z1/2"X14				38	30			
7N-06-12	Z3/8"X18	Z3/4"X14				40	36			
7N-08	Z1/2"X14	Z1/2"X14				38	30			
7N-08-12	Z1/2"X14	Z3/4"X14				43	36			
7N-12	Z3/4"X14	Z3/4"X14				39	36			
7N-12-16	Z3/4"X14	Z1"X11.5				45.5	41			
7N-16	Z1"X11.5	Z1""X11.5				48	41			
7N-20	Z1.1/4"X11.5	Z1.1/4"X11.5				49	50			
7N-24	Z1.1/2"X11.5	Z1.1/2"X11.5				49	60			
7N-32	Z2"X11.5	Z2"X11.5				50	70			

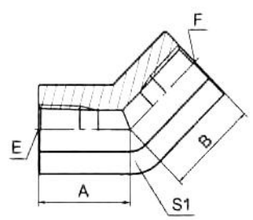

L7N4-RW

45° 弯美制布锥管内螺纹

45° ELBOW NPT FEMALE

代号 PART NO.	螺纹 THREAD					尺寸 DIMENSIONS				
	E	F				A	B	S1		
7N4-02RW	Z1/8"X27	Z1/8"X27				18.5	18.5	16		
7N4-04RW	Z1/4"X18	Z1/4"X18				20	20	19		
7N4-06RW	Z3/8"X18	Z3/8"X18				25	25	24		
7N4-08RW	Z1/2"X14	Z1/2"X14				27.5	27.5	27		
7N4-12RW	Z3/4"X14	Z3/4"X14				31.5	31.5	33		
7N4-16RW	Z1"X11.5	Z1"X11.5				37.5	37.5	41		

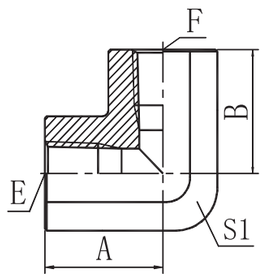

L7N9-RW

90° 弯美制布锥管内螺纹

90° ELBOW NPT FEMALE

代号 PART NO.	螺纹 THREAD				尺寸 DIMENSIONS				
	E	F			A	B	S1		
7N9-02RW	Z1/8"X27	Z1/8"X27			20	20	16		
7N9-04RW	Z1/4"X18	Z1/4"X18			22.5	22.5	19		
7N9-04-06RW	Z1/4"X18	Z3/8"X18			25	26	24		
7N9-06RW	Z3/8"X18	Z3/8"X18			26	26	24		
7N9-08RW	Z1/2"X14	Z1/2"X14			31	31	27		
7N9-12RW	Z3/4"X14	Z3/4"X14			34	34	33		
7N9-16RW	Z1"X11.5	Z1"X11.5			42	42	41		
7N9-20RW	Z1.1/4"X11.5	Z1.1/4"X11.5			48	48	50		
7N9-24RW	Z1.1/2"X11.5	Z1.1/2"X11.5			53	53	60		
7N9-32RW	Z2"X11.5	Z2"X11.5			62	62	70		

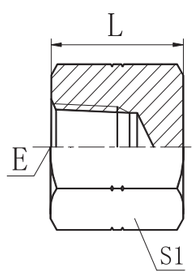

L9N-CAP

美制布锥管内螺纹堵头

NPT FEMALE PLUG

代号 PART NO.	螺纹 THREAD				尺寸 DIMENSIONS				
	E				A	B			
9N-02CAP	Z1/8"X27				17.5	17			
9N-04CAP	Z1/4"X18				23	19			
9N-06CAP	Z3/8"X18				24	24			
9N-08CAP	Z1/2"X14				28	30			
9N-12CAP	Z3/4"X14				28	36			
9N-16CAP	Z1"X11.5				34	46			
9N-20CAP	Z1.1/4"X11.5				37	55			
9N-24CAP	Z1.1/2"X11.5				37	65			
9N-32CAP	Z2"X11.5				40.5	75			

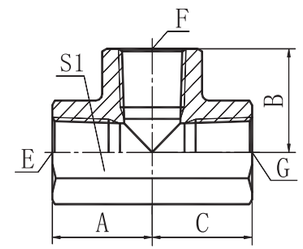

LGN-RW

美制布锥管内螺纹三通

NPT FEMALE TEE

代号 PART NO.	螺纹 THREAD				尺寸 DIMENSIONS				
	E,F,G				A	B	C	S1	
GN-02RW	Z1/8"X27				20	20	20	16	
GN-04RW	Z1/4"X18				22.5	22.5	22.5	19	
GN-06RW	Z3/8"X18				26	26	26	24	
GN-08RW	Z1/2"X14				31	31	31	27	
GN-12RW	Z3/4"X14				34	34	34	33	
GN-16RW	Z1"X11.5				42	42	42	41	
GN-20RW	Z1.1/4"X11.5				48	48	48	50	
GN-24RW	Z1.1/2"X11.5				53	53	53	60	
GN-32RW	Z2"X11.5				62	62	62	70	

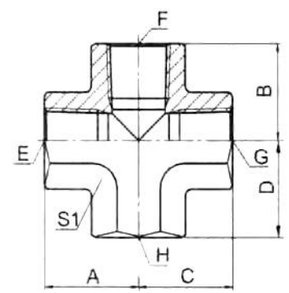

LZN

美制布锥管内螺纹四通

NPT FEMALE CROSS

代号 PART NO.	螺纹 THREAD				尺寸 DIMENSIONS				
	E,F,G,H				A,B,C,D	S1			
ZN-04	Z1/4"X18				22.5	19			
ZN-06	Z3/8"X18				26	24			
ZN-08	Z1/2"X14				31	27			
ZN-12	Z3/4"X14				34	33			
ZN-16	Z1"X11.5				42	41			
ZN-20	Z1.1/4"X11.5				48	50			

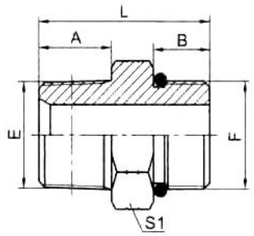

L1NO

美制布锥管外螺纹 / 美制SAE外螺纹带O形圈轻系列
ISO 11926-3

NPT MALE / SAE O-RING BOSS L-SERIES
ISO 11926-3

代号 PART NO.	螺纹 THREAD		O形圈 O-RING		尺寸 DIMENSIONS				
	E	F		F端	A	B	L	S1	
1NO-04	Z1/4"X18	7/16"X20		O904	15	9.14	30	14	
1NO-04-06	Z1/4"X18	9/16"X18		O906	15	9.93	31	17	
1NO-06-04	Z3/8"X18	7/16"X20		O904	16	9.14	33.5	19	
1NO-06	Z3/8"X18	9/16"X18		O906	16	9.93	32	19	
1NO-06-08	Z3/8"X18	3/4"X16		O908	16	11.13	35.5	22	
1NO-08	Z1/2"X14	3/4"X16		O908	19.5	11.13	38.5	22	
1NO-08-10	Z1/2"X14	7/8"X14		O910	19.5	12.7	42	27	
1NO-08-12	Z1/2"X14	1.1/16"X12		O912	19.5	15.1	45.5	32	
1NO-12-10	Z3/4"X14	7/8"X14		O910	19.5	12.7	43	30	
1NO-12	Z3/4"X14	1.1/16"X12		O912	19.5	15.1	45.5	32	
1NO-16	Z1"X11.5	1.5/16"X12		O916	25.5	15.1	51.5	38	
1NO-20-16	Z1.1/4"X11.5	1.5/16"X12		O916	26.5	15.1	54.5	46	
1NO-20	Z1.1/4"X11.5	1.5/8"X12		O920	26.5	15.1	56.5	50	
1NO-24	Z1.1/2"X11.5	1.7/8"X12		O924	27.5	15.1	57.5	55	

H

美制锥管螺纹NPT接头 NPT THREAD ADAPTERS

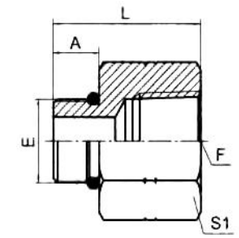

L5ON

美制SAE外螺纹带O形圈轻系列
ISO 11926-3 / 美制布锥管内螺纹

SAE O-RING BOSS L-SERIES
ISO 11926-3 / NPT FEMALE

代号 PART NO.	螺纹 THREAD		O形圈 O-RING		尺寸 DIMENSIONS				
	E	F	E端		A	L	S1		
5ON-02	5/16"X24	Z1/8"X27	O902		7.54	24.5	17		
5ON-02-04	5/16"X24	Z1/4"XI8	O902		7.54	29	19		
5ON-03-02	3/8"X24	Z1/8"X27	O903		7.54	24.5	17		
5ON-03-04	3/8"X24	Z1/4"XI8	O903		7.54	29	19		
5ON-04-02	7/16"X20	Z1/8"X27	O904		9.14	24.5	17		
5ON-04	7/16"X20	Z1/4"XI8	O904		9.14	29	19		
5ON-04-06	7/16"X20	Z3/8"XI8	O904		9.14	30.5	22		
5ON-05-02	1/2"X20	Z1/8"X27	O905		9.14	26	17		
5ON-06-04	9/16"X18	Z1/4"XI8	O906		9.93	31.5	19		
5ON-08-04	3/4"X16	Z1/4"XI8	O908		11.13	32.5	22		
5ON-08-06	3/4"X16	Z3/8"XI8	O908		11.13	34	22		
5ON-08	3/4"X16	Z1/2"X14	O908		11.13	40	30		
5ON-08-12	3/4"X16	Z3/4"XI4	O908		11.13	40	36		
5ON-10-08	7/8"X14	Z1/2"X14	O910		12.7	41.5	30		
5ON-10-06	7/8"X14	Z3/8"XI8	O910		12.7	35.5	27		
5ON-10-12	7/8"X14	Z3/4"XI4	O910		12.7	41	36		
5ON-12-08	1.1/16"X12	Z1/2"XI4	O912		15.1	42	32		
5ON-12	1.1/16"X12	Z3/4"XI4	O912		15.1	45.5	36		
5ON-12-16	1.1/16"X12	Z1"X11.5	O912		15.1	50.5	41		
5ON-16-12	1.5/16"X12	Z3/4"XI4	O916		15.1	43	38		
5ON-16	1.5/16"X12	Z1"X11.5	O916		15.1	51.5	41		
5ON-20-16	1.5/8"X12	Z1"X11.5	O920		15.1	40	50		
5ON-20	1.5/8"X12	Z1.1/4"X11.5	O920		15.1	53.5	50		
5ON-24-16	1.7/8"X12	Z1"X11.5	O924		15.1	34	55		
5ON-24-20	1.7/8"X12	Z1.1/4"X11.5	O924		15.1	48	55		
5ON-24	1.7/8"X12	Z1.1/2"X11.5	O924		15.1	50	60		
5ON-32	2.1/2"X12	2"X11.5	O932		15.1	50	70		

H

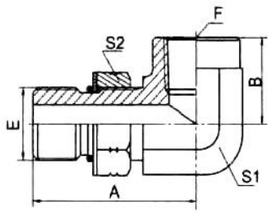

L5ON9-OG

90° 弯美制SAE外螺纹带O形圈轻系列
ISO 11926-3 / 美制布锥管内螺纹
90° ELBOW SAE O-RING BOSS L-SERIES
ISO 11926-3 / NPT FEMALE

代号 PART NO.	螺纹 THREAD		O形圈 O-RING		尺寸 DIMENSIONS				
	E	F	E端		A	B	S1	S2	
5ON9-04OG	7/16"X20	Z1/4"X18	O904		31.5	22.4	16	17	
5ON9-05-04OG	1/2"X20	Z1/4"X18	O905		31.5	22.4	16	17	
5ON9-06OG	9/16"X18	Z3/8"X18	O906		36.5	26.5	22	19	
5ON9-06-04OG	9/16"X18	Z1/4"X18	O906		33.3	22.4	16	17	
5ON9-06-08OG	9/16"X18	Z1/2"X14	O906		40	31.2	27	19	
5ON9-08OG	3/4"X16	Z1/2"X14	O908		43	31.2	27	24	
5ON9-08-06OG	3/4"X16	Z3/8"X18	O908		40	26.5	22	24	
5ON9-08-12OG	3/4"X16	Z3/4"X14	O908		46.5	34.5	33	24	
5ON9-10-08OG	7/8"X14	Z1/2"X14	O910		48	31.2	27	27	
5ON9-12OG	1.1/16"X12	Z3/4"X14	O912		55	34.5	33	32	
5ON9-12-16OG	1.1/16"X12	Z1"X11.5	O912		59.5	41.1	41	32	
5ON9-16OG	1.5/16"X12	Z1"X11.5	O916		59.5	41.1	41	41	
5ON9-16-12OG	1.5/16"X12	Z3/4"X14	O916		56	34.5	33	41	
5ON9-20OG	1.5/8"X12	Z1.1/4"X11.5	O920		65	43.2	48	50	

注：E端与ISO 11926-1油口相配。 Note: E end is connected with ISO 11926-1 port.

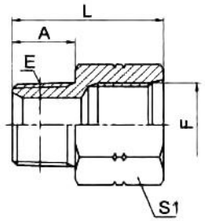

L5NO

美制布锥管外螺纹 / 美制SAE内螺纹ISO 11926-1
NPT MALE / SAE FEMALE ISO 11926-1

代号 PART NO.	螺纹 THREAD				尺寸 DIMENSIONS				
	E	F			A	L	S1		
5NO-02-04	Z1/8"X27	7/16"X20			10.5	29.5	17		
5NO-02-05	Z1/8"X27	1/2"X20			10.5	30.5	17		
5NO-04	Z1/4"X18	7/16"X20			15	34	17		
5NO-04-06	Z1/4"X18	9/16"X18			15	36	19		
5NO-04-08	Z1/4"X18	3/4"X16			15	41	27		
5NO-06-04	Z3/8"X18	7/16"X20			16	22	19		
5NO-06	Z3/8"X18	9/16"X18			16	34.5	19		
5NO-06-08	Z3/8"X18	3/4"X16			16	40	24		
5NO-08-06	Z1/2"X14	9/16"X18			19.5	27.5	24		
5NO-08	Z1/2"X14	3/4"X16			19.5	41.5	27		
5NO-08-10	Z1/2"X14	7/8"X14			19.5	46.5	30		
5NO-12-08	Z3/4"X14	3/4"X16			19.5	29.5	30		
5NO-12-10	Z3/4"X14	7/8"X14			19.5	42.5	30		
5NO-12	Z3/4"X14	1.1/16"X12			19.5	47	36		
5NO-16-12	Z1"X11.5	1.1/16"X12			25.5	36.5	36		
5NO-16	Z1"X11.5	1.5/16"X12			25.5	53	41		
5NO-20	Z1.1/4"X11.5	1.5/8"X12			26.5	55.5	50		

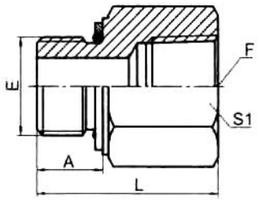

L5GN

英管外螺纹O形圈 / 美制布锥管内螺纹

BSP MALE O–RING / NPT FEMALE

代号 PART NO.	螺纹 THREAD		O形圈 O–RING		尺寸 DIMENSIONS				
	E	F	E端		A	L	S1		
5GN-02	G1/8"X28	Z1/8"X27	O011		9.5	24.5	17		
5GN-02-04	G1/8"X28	Z1/4"X18	O011		9.5	29.5	19		
5GN-04-02	G1/4"X19	Z1/8"X27	O111		11	26	19		
5GN-04	G1/4"X19	Z1/4"X18	O111		11	31	19		
5GN-04-06	G1/4"X19	Z3/8"X18	O111		11	33	22		
5GN-06-04	G3/8"X19	Z1/4"X18	O113		11.5	30	22		
5GN-06	G3/8"X19	Z3/8"X18	O113		11.5	35	22		
5GN-08-04	G1/2"X14	Z1/4"X18	O115		14	27	27		
5GN-08-06	G1/2"X14	Z3/8"X18	O115		14	34	27		
5GN-08	G1/2"X14	Z1/2"X14	O115		14	43	30		
5GN-12	G3/4"X14	Z3/4"X14	O119		15.5	44.5	36		
5GN-16	G1"X11	Z1"X11.5	O217		18	54.5	41		
5GN-20	G1.1/4"X11	Z1.1/4"X11.5	O222		20	55.5	50		
5GN-24	G1.1/2"X11	Z1.1/2"X11.5	O224		21.5	57	60		

H

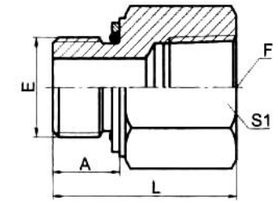

L5HN

公制外螺纹轻系列ISO 6149–3 / 美制布锥管内螺纹

METRIC MALE L–SERIES ISO 6149–3 / NPT FEMALE

代号 PART NO.	螺纹 THREAD		O形圈 O–RING		尺寸 DIMENSIONS				
	E	F	F端		A	L	S1		
5HN-10-02	M10X1	Z1/8"X27	O08.1X1.6		8.5	24	14		
5HN-12-02	M12X1.5	Z1/8"X27	O09.3X2.4		11	26	17		
5HN-12-04	M12X1.5	Z1/4"X18	O09.3X2.4		11	31.5	19		
5HN-14-04	M14X1.5	Z1/4"X18	O11.3X2.4		11	31.5	19		
5HN-16-06	M16X1.5	Z3/8"X18	O13.3X2.4		12.5	34.5	22		
5HN-16-08	M16X1.5	Z1/2"X14	O13.3X2.4		12.5	40	30		
5HN-18-06	M18X1.5	Z3/8"X18	O15.3X2.4		12.5	36.5	24		
5HN-18-08	M18X1.5	Z1/2"X14	O15.3X2.4		12.5	41.5	30		
5HN-22-08	M22X1.5	Z1/2"X14	O19.3X2.4		13	42.5	30		
5HN-27-12	M27X2	Z3/4"X14	O23.5X3.0		18.5	47.5	36		
5HN-33-16	M33X2	Z1"X11.5	O29.5X3.0		18.5	53.5	41		
5HN-42-20	M42X2	Z1.1/4"X11.5	O38.5X3.0		16	52	50		
5HN-48-24	M48X2	Z1.1/2"X11.5	O44.5X3.0		17.5	53	60		

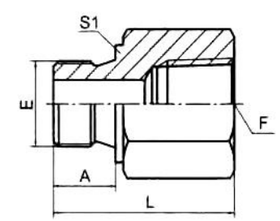

L5LN

公制外螺纹组合垫圈 / 美制布锥管内螺纹

METRIC MALE WITH BONDED SEAL / NPT FEMALE

代号 PART NO.	螺纹 THREAD		密形圈 SEAL		尺寸 DIMENSIONS				
	E	F	E端		A	L	S1		
5LN-10-02	M10X1	Z1/8"X27	ZHD-10		8	23	17		
5LN-12-02	M12X1.5	Z1/8"X27	ZHD-12		12	34.8	19		
5LN-14-04	M14X1.5	Z1/4"X18	ZHD-14		12	34.8	19		
5LN-16-06	M16X1.5	Z3/8"X18	ZHD-16		12	35	22		
5LN-18-06	M18X1.5	Z3/8"X18	ZHD-18		12	35	24		
5LN-22-06	M22X1.5	Z3/8"X18	ZHD-22		14	28	27		
5LN-22-08	M22X1.5	Z1/2"X14	ZHD-22		14	39	30		
5LN-27-08	M27X2	Z1/2"X14	ZHD-27		16	40	34		
5LN-27-12	M27X2	Z3/4"X14	ZHD-27		16	41	36		
5LN-33-16	M33X2	Z1"X11.5	ZHD-33		18	54.5	41		

H

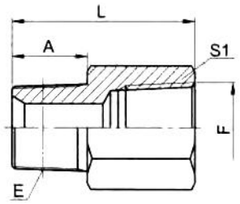

L5TN-SP

英锥管外螺纹 / 美制布锥管内螺纹

BSPT MALE / NPT FEMALE

代号 PART NO.	螺纹 THREAD				尺寸 DIMENSIONS				
	E	F			A	L	S1		
5TN-02SP	R1/8"X28	Z1/8"X27			11	25	17		
5TN-04-02SP	R1/4"×19	Z1/8"X27			14.5	21.5	17		
5TN-04SP	R1/4"X19	Z1/4"X18			14.5	34.5	19		
5TN-06-04SP	R3/8"X19	Z1/4"X18			15	23	19		
5TN-06SP	R3/8"X19	Z3/8"X18			15	36.5	24		
5TN-08-06SP	R1/2"X14	Z3/8"X18			20	28.5	24		
5TN-08SP	R1/2"X14	Z1/2"X14			20	47	30		
5TN-12-08SP	R3/4"X14	Z1/2"X14			20	30.5	32		
5TN-12SP	R3/4"X14	Z3/4"X14			20	49	36		
5TN-16-12SP	R1"X11	Z3/4"X14			25.5	36.5	36		
5TN-16SP	R1"X11	Z1"X11.5			25.5	60	41		

DYNAFLEX®

H

美制螺纹74° 锥面扩口接头 JIC 74° cone Flared Tube Adapters

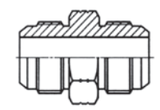 L1J J03	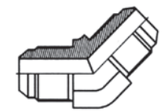 L1J4 J04	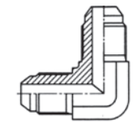 L1J9 J05	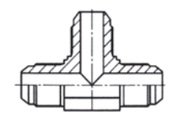 LAJ J06	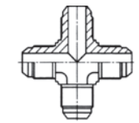 LXJ J06	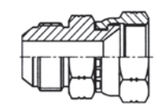 L2J J07
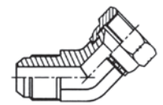 L2J4 J08	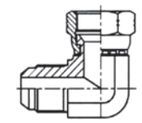 L2J9 J09	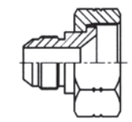 L5J-S J10	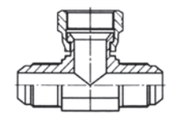 LBJ J11	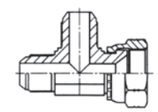 LCJ J12	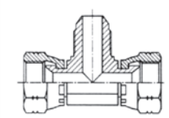 LEJ J12
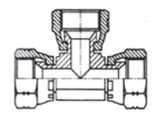 LDJ J13	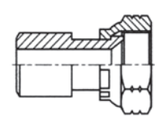 L2WJ J13	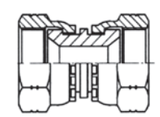 L3J J14	L4J J14	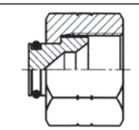 L9J J15	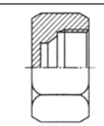 L9J-CAP J15
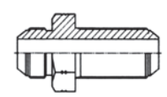 L6J J16	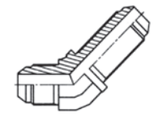 L6J4 J17	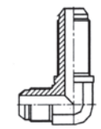 L6J9 J18	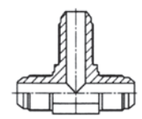 LAJ6JJ J19	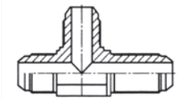 LAJJ6J J20	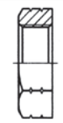 L8J J20
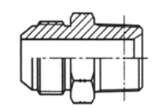 L1JN J21	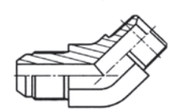 L1JN4 J22	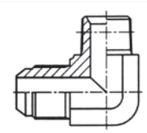 L1JN9 J23	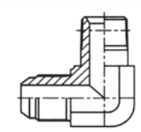 L1JN9-L J24	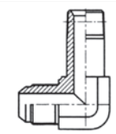 L1JN9-LL J25	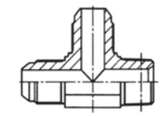 LAJJN J26
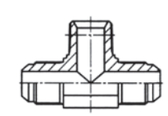 LAJNJ J27	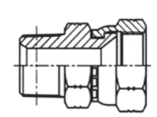 L2NJ J28	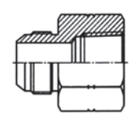 L5JN J29	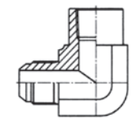 L5JN9 J30	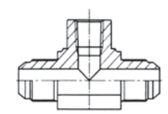 LKJNJ J31	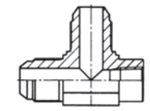 LLJJN J32
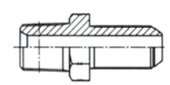 L6NJ J33	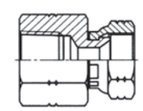 L7NJ-S J33	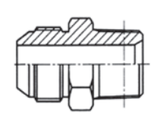 L1JT-SP J34	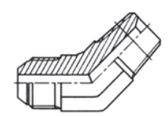 L1JT4-SP J35	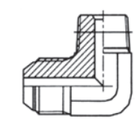 L1JT9-SP J36	L2TJ-SP J37

J

美制螺纹74° 锥面扩口接头 JIC 74° cone Flared Tube Fittings

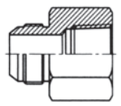 L5JT J37	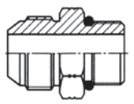 L1JO J38、J39	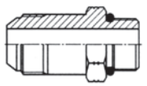 L1JO-L J39	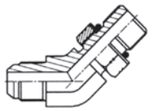 L1JO4-OG J40	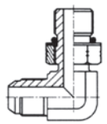 L1JO9-OG J41	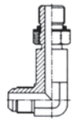 L1JO9-OGL J42
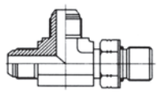 LAJJO-OG J43	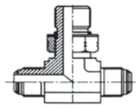 LAJOJ-OG J44	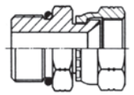 L2OJ J44	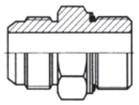 L1JH J45	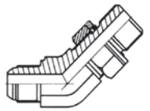 L1JH4-OG J46	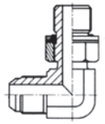 L1JH9-OG J47
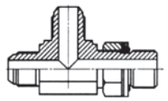 LAJJH-OG J48	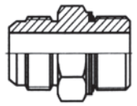 L1JG J49	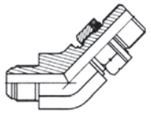 L1JG4-OG J50	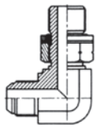 L1JG9-OG J51	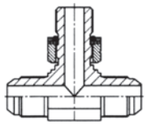 LAJGJ-OG J52	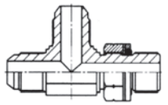 LAJJG-OG J53
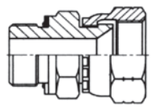 L2GJ J54	L1JB-WD J55	L5JB J56	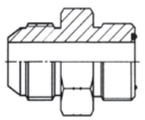 L1JF J57	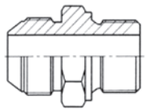 L1JL J58	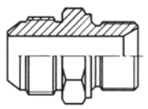 L1JM J59
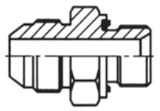 L1JM-WD J60	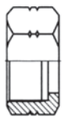 LNB200 J61	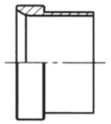 LNB300 J62	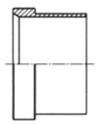 LNB500 J62		

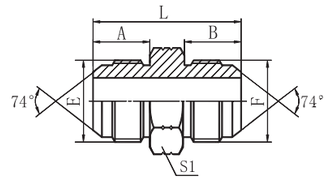

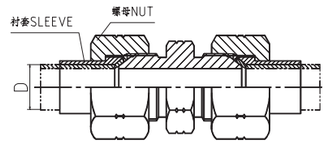

L1J

美制JIC外螺纹74° 外锥

JIC MALE 74° CONE

代号 PART NO.	螺纹 THREAD E	F			尺寸 DIMENSIONS A	B	L	S1	
1J-02	5/16"X24	5/16"X24			11.4	11.4	29	12	
1J-02-03	5/16"X24	3/8"X24			11.4	12.2	29.5	12	
1J-03	3/8"X24	3/8"X24			12.2	12.2	30.5	12	
1J-04	7/16"X20	7/16"X20			14	14	34	12	
1J-04-05	7/16"X20	1/2"X20			14	14	34	14	
1J-04-06	7/16"X20	9/16"X18			14	14.1	34.1	17	
1J-04-08	7/16"X20	3/4"X16			14	16.7	38.5	22	
1J-05	1/2"X20	1/2"X20			14	14	34	14	
1J-05-06	1/2"X20	9/16"X18			14	14.1	34.1	17	
1J-05-08	1/2"X20	3/4"X16			14	16.7	38.5	22	
1J-05-10	1/2"X20	7/8"X14			14	19.3	41	24	
1J-06	9/16"X18	9/16"X18			14.1	14.1	34.2	17	
1J-06-08	9/16"X18	3/4"X16			14.1	16.7	38.5	22	
1J-06-10	9/16"X18	7/8"X14			14.1	19.3	41.5	24	
1J-06-12	9/16"X18	1.1/16"X12			14.1	21.9	46	30	
1J-08	3/4"X16	3/4"X16			16.7	16.7	42	22	
1J-08-10	3/4"X16	7/8"X14			16.7	19.3	44	24	
1J-08-12	3/4"X16	1.1/16"X12			16.7	21.9	48.5	30	
1J-08-16	3/4"X16	1.5/16"X12			16.7	23.1	51	36	
1J-10	7/8"X14	7/8"X14			19.3	19.3	46.5	24	
1J-10-12	7/8"X14	1.1/16"X12			19.3	21.9	51	30	
1J-10-16	7/8"X14	1.5/16"X12			19.3	23.1	53.5	36	
1J-12	1.1/16"X12	1.1/16"X12			21.9	21.9	54	30	
1J-12-14	1.1/16"X12	1.3/16"X12			21.9	22.6	55.5	32	
1J-12-16	1.1/16"X12	1.5/16"X12			21.9	23.1	56	36	
1J-14	1.3/16"X12	1.3/16"X12			22.6	22.6	56	32	
1J-14-16	1.3/16"X12	1.5/16"X12			22.6	23.1	56.5	36	
1J-16	1.5/16"X12	1.5/16"X12			23.1	23.1	57	36	
1J-16-20	1.5/16"X12	1.5/8"X12			23.1	24.3	60.5	46	
1J-16-24	1.5/16"X12	1.7/8"X12			23.1	27.5	65.5	50	
1J-20	1.5/8"X12	1.5/8"X12			24.3	24.3	62	46	
1J-20-24	1.5/8"X12	1.7/8"X12			24.3	27.5	67	50	
1J-20-32	1.5/8"X12	2.1/2"X12			24.3	33.9	75	65	
1J-24	1.7/8"X12	1.7/8"X12			27.5	27.5	70	50	
1J-24-32	1.7/8"X12	2.1/2"X12			27.5	33.9	78.5	65	
1J-32	2.1/2"X12	2.1/2"X12			33.9	33.9	85	65	

注：螺母及衬套需另行订货。管子直径D为公制时，配用螺母及衬套分别选用NB200，NB500。管子直径为英制时，配用螺母及衬套分别选用NB200、NB300。 Note: Nut and sleeve should be ordered separately. The nut NB200 and sleeve NB500 is suitable for metric tube, the nut NB200 and sleeve NB300 is suitable inch tube.

EMLEVELEX®

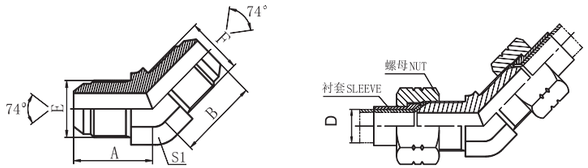

L1J4

45° 弯美制JIC外螺纹74° 外锥

45° ELBOW JIC MALE 74° CONE

代号 PART NO.	螺纹 THREAD				尺寸 DIMENSIONS				
	E	F			A	B	S1		
1J4-04	7/16"X20	7/16"X20			21.5	21.5	11		
1J4-05	1/2"X20	1/2"X20			23	23	14		
1J4-06	9/16"X18	9/16"X18			22.8	22.8	14		
1J4-08	3/4"X16	3/4"X16			26.8	26.8	19		
1J4-10	7/8"X14	7/8"X14			31	31	22		
1J4-12	1.1/16"X12	1.1/16"X12			35.5	35.5	27		
1J4-16	1.5/16"X12	1.5/16"X12			38.5	38.5	33		

注：螺母及衬套需另行订货。管子直径D为公制时，配用螺母及衬套分别选用NB200，NB500。管子直径为英制时，配用螺母及衬套分别选用NB200、NB300。 Note: Nut and sleeve should be ordered separately. The nut NB200 and sleeve NB500 is suitable for metric tube, the nut NB200 and sleeve NB300 is suitable inch tube.

美制螺纹74° 锥面扩口接头 JIC 74° CONE FLARED TUBE ADAPTERS

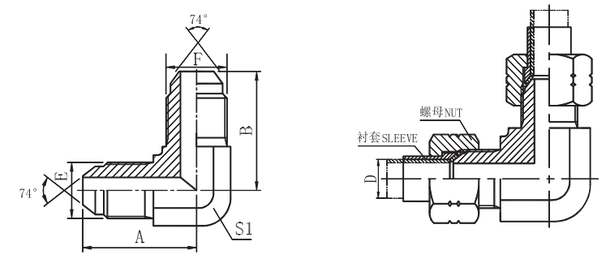

L1J9

90° 弯美制JIC外螺纹74° 外锥

90° ELBOW JIC MALE 74° CONE

代号 PART NO.	螺纹 THREAD				尺寸 DIMENSIONS				
	E	F			A	B	S1		
1J9-02	5/16"X24	5/16"X24			20.5	20.5	11		
1J9-03	3/8"X24	3/8"X24			22	22	11		
1J9-04	7/16"X20	7/16"X20			24.5	24.5	11		
1J9-05	1/2"X20	1/2"X20			26.6	26.6	14		
1J9-05-06	1/2"X20	9/16"X18			26.6	26.9	14		
1J9-06	9/16"X18	9/16"X18			26.9	26.9	14		
1J9-06-08	9/16"X18	3/4"X16			30	32	19		
1J9-06-10	9/16"X18	7/8"X14			32	37.8	22		
1J9-08	3/4"X16	3/4"X16			32	32	19		
1J9-08-10	3/4"X16	7/8"X14			34.8	37.8	22		
1J9-10	7/8"X14	7/8"X14			37.8	37.8	22		
1J9-10-12	7/8"X14	1.1/16"X12			41	44.2	27		
1J9-12	1.1/16"X12	1.1/16"X12			44.2	44.2	27		
1J9-14	1.3/16"X12	1.3/16"X12			47.5	47.5	30		
1J9-16	1.5/16"X12	1.5/16"X12			49	49	33		
1J9-20	1.5/8"X12	1.5/8"X12			55.5	55.5	41		
1J9-24	1.7/8"X12	1.7/8"X12			62.5	62.5	48		
1J9-32	2.1/2"X12	2.1/2"X12			78	78	63		

注：螺母及衬套需另行订货。管子直径D为公制时，配用螺母及衬套分别选用NB200，NB500。管子直径为英制时，配用螺母及衬套分别选用NB200、NB300。 Note: Nut and sleeve should be ordered separately. The nut NB200 and sleeve NB500 is suitable for metric tube, the nut NB200 and sleeve NB300 is suitable inch tube.

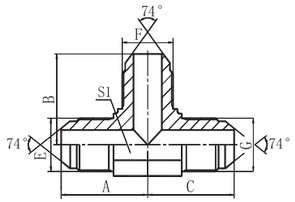

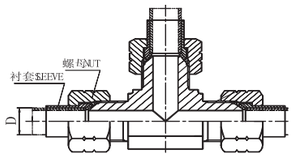

LAJ

美制JIC外螺纹74° 外锥三通

JIC MALE 74° CONE TEE

代号 PART NO.	螺纹 THREAD					尺寸 DIMENSIONS				
	E	F	G			A	B	C	S1	
AJ-04	7/16"X20	7/16"X20	7/16"X20			24.5	24.5	24.5	11	
AJ-04-06-04	7/16"X20	9/16"X18	7/16"X20			26.6	26.6	26.6	14	
AJ-05	1/2"X20	1/2"X20	1/2"X20			26	26	26	14	
AJ-06-04-06	9/16"X18	7/16"X20	9/16"X18			26.9	26.9	26.9	14	
AJ-06	9/16"X18	9/16"X18	9/16"X18			26.9	26.9	26.9	14	
AJ-08	3/4"X16	3/4"X16	3/4"X16			32	32	32	19	
AJ-08-06-08	3/4"X16	9/16"X18	3/4"X16			32	30	32	19	
AJ-10	7/8"X14	7/8"X14	7/8"X14			37.8	37.8	37.8	22	
AJ-12	1.1/16"X12	1.1/16"X12	1.1/16"X12			44.2	44.2	44.2	27	
AJ-16	1.5/16"X12	1.5/16"X12	1.5/16"X12			49	49	49	33	
AJ-16-12-16	1.5/16"X12	1.1/16"X12	1.5/16"X12			49	49	49	33	
AJ-20	1.5/8"X12	1.5/8"X12	1.5/8"X12			56.5	56.5	56.5	41	
AJ-24	1.7/8"X12	1.7/8"X12	1.7/8"X12			63	63	63	48	
AJ-32	2.1/2"X11	2.1/2"X11	2.1/2"X11			78	78	78	63	

注：螺母及衬套需另行订货。管子直径D为公制时，配用螺母及衬套分别选用NB200，NB500。管子直径为英制时，配用螺母及衬套分别选用NB200、NB300。 Note: Nut and sleeve should be ordered separately. The nut NB200 and sleeve NB500 is suitable for metric tube, the nut NB200 and sleeve NB300 is suitable inch tube.

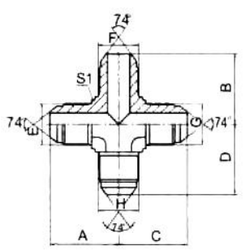

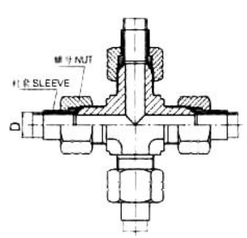

LXJ

美制JIC外螺纹74° 外锥四通

JIC MALE 74° CONE CROSS

代号 PART NO.	螺纹 THREAD				尺寸 DIMENSIONS				
	E,F,G,H				A,B,C,D	S1			
XJ-04	7/16"X20				24.5	11			
XJ-05	1/2"×20				26.5	14			
XJ-06	9/16"X18				26.9	14			
XJ-08	3/4"X16				32	19			
XJ-10	7/8"X14				37.8	22			
XJ-12	1.1/16"X12				44.2	27			
XJ-16	1.5/16"X12				49	33			

注：螺母及衬套需另行订货。管子直径D为公制时，配用螺母及衬套分别选用NB200，NB500。管子直径为英制时，配用螺母及衬套分别选用NB200、NB300。 Note: Nut and sleeve should be ordered separately. The nut NB200 and sleeve NB500 is suitable for metric tube, the nut NB200 and sleeve NB300 is suitable inch tube.

J

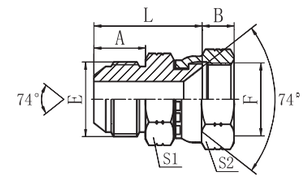

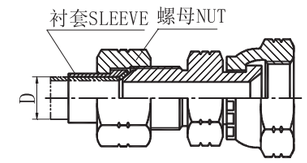

L2J

美制JIC外螺纹74° 外锥 / JIC内螺纹74° 内锥

JIC MALE 74° CONE / JIC FEMALE 74° SEAT

代号 PART NO.	螺纹 THREAD				尺寸 DIMENSIONS				
	E	F			A	B	L	S1	S2
2J-04	7/16"X20	7/16"X20			14	9.5	28	12	17
2J-04-05	7/16"X20	1/2"X20			14	9	28.5	12	19
2J-04-06	7/16"X20	9/16"X18			14	9.5	28.5	14	19
2J-04-08	7/16"X20	3/4"X16			14	10.8	30.5	19	24
2J-05	1/2"X20	1/2"X20			14	9	29	14	19
2J-05-06	1/2"X20	9/16"X18			14	9.5	29.5	14	19
2J-05-08	1/2"X20	3/4"X16			14	10.8	30.5	19	24
2J-06	9/16"X18	9/16"X18			14.1	9.5	29	17	19
2J-06-08	9/6"X18	3/4"X16			14.1	10.8	31	19	24
2J-06-10	9/16"X18	7/8"X14			14.1	12	33.5	22	27
2J-08	3/4"X16	3/4"X16			16.7	10.8	36	22	24
2J-08-06	3/4"X16	9/16"X18			16.7	9.5	34	22	19
2J-08-10	3/4"X16	7/8"X14			16.7	12	36.5	22	27
2J-08-12	3/4"X16	1.1/16"X12			16.7	13	39.5	27	32
2J-10	7/8"X14	7/8"X14			19.3	12	39	24	27
2J-10-08	7/8"X14	3/4"X16			19.3	10.8	38	24	24
2J-10-12	7/8"X14	1.1/16"X12			19.3	13	42	27	32
2J-12	1.1/16"X12	1.1/16"X12			21.9	13	44.5	30	32
2J-12-10	1.1/16"X12	7/8"X14			21.9	12	43.5	30	27
2J-12-16	1.1/16"X12	1.5/16"X12			21.9	14	45.5	36	41
2J-16	1.5/16"X12	1.5/16"X12			23.1	14	46.5	36	41
2J-16-20	1.5/16"X12	1.5/8"X12			23.1	15	50	41	50
2J-20	1.5/8"X12	1.5/8"X12			24.3	15	52	46	50
2J-20-24	1.5/8"X12	1.7/8"X12			24.3	19	52	46	55
2J-24	1.7/8"X12	1.7/8"X12			27.5	19	57	50	55
2J-24-32	1.7/8"X12	2.1/2"X12			27.5	23.5	59.6	65	75
2J-32	2.1/2"X12	2.1/2"X12			33.9	23.5	66	65	75

注：螺母及衬套需另行订货。管子直径D为公制时，配用螺母及衬套分别选用NB200，NB500。管子直径为英制时，配用螺母及衬套分别选用NB200、NB300。 Note: Nut and sleeve should be ordered separately. The nut NB200 and sleeve NB500 is suitable for metric tube, the nut NB200 and sleeve NB300 is suitable inch tube.

J

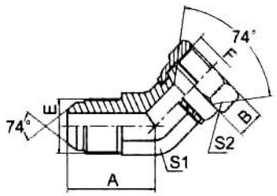

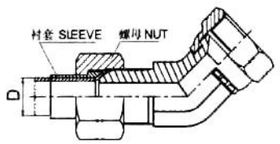

L2J4

45° 弯美制JIC外螺纹74° 外锥 / JIC内螺纹74° 内锥

45° ELBOW JIC MALE 74° CONE / JIC FEMALE 74° SEAT

代号 PART NO.	螺纹 THREAD				尺寸 DIMENSIONS				
	E	F			A	B	S1	S2	
2J4-04	7/16"X20	7/16"X20			21.5	9.5	11	17	
2J4-05	1/2"X20	1/2"X20			22	9	14	19	
2J4-06	9/16"X18	9/16"X18			22.8	9.5	14	19	
2J4-08	3/4"X16	3/4"X16			26.8	10.8	19	24	
2J4-10	7/8"X14	7/8"X14			31	12	22	27	
2J4-12	1.1/16"X12	1.1/16"X12			35.5	13	27	32	
2J4-14	1.3/16"X12	1.3/16"X12			37	15	30	36	
2J4-16	1.5/16"X12	1.5/16"X12			38.5	14	33	41	
2J4-20	1.5/8"X12	1.5/8"X12			43	15	41	50	
2J4-24	1.7/8"X12	1.7/8"X12			49	19	48	55	
2J4-32	2.1/2"X12	2.1/2"X12			56	23.5	63	75	

注：螺母及衬套需另行订货。管子直径D为公制时，配用螺母及衬套分别选用NB200，NB500。管子直径为英制时，配用螺母及衬套分别选用NB200、NB300。 Note: Nut and sleeve should be ordered separately. The nut NB200 and sleeve NB500 is suitable for metric tube, the nut NB200 and sleeve NB300 is suitable inch tube.

J

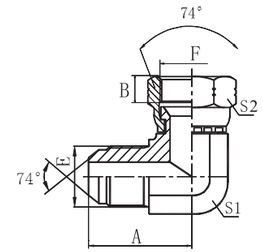

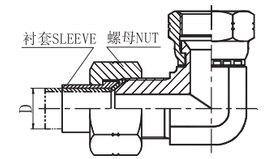

L2J9

90° 弯美制JIC外螺纹74° 外锥 / JIC内螺纹74° 内锥

90° ELBOW JIC MALE 74° CONE / JIC FEMALE 74° SEAT

代号 PART NO.	螺纹 THREAD				尺寸 DIMENSIONS				
	E	F			A	B	S1	S2	
2J9-02	5/16"X24	5/16"X24			21	5.6	11	12	
2J9-03	3/8"X24	3/8"X24			22	5	11	14	
2J9-04	7/16"X20	7/16"X20			24.5	9.5	11	17	
2J9-05	1/2"X20	1/2"X20			26.5	9	14	19	
2J9-06	9/16"X18	9/16"X18			26.9	9.5	14	19	
2J9-06-08	9/16"X18	3/4"X16			28.5	10.8	16	24	
2J9-08-06	3/4"X16	9/16"X18			32	9.5	19	19	
2J9-08	3/4"X16	3/4"X16			32	10.8	19	24	
2J9-08-10	3/4"X16	7/8"X14			32	12	19	27	
2J9-10	7/8"X14	7/8"X14			37.8	12	22	27	
2J9-10-08	7/8"X14	3/4"X16			37.8	10.8	22	24	
2J9-10-12	7/8"X14	1.1/16"X12			39.5	13	24	32	
2J9-12	1.1/16"X12	1.1/16"X12			44.2	13	27	32	
2J9-12-10	1.1/16"X12	7/8"X14			44.2	12	27	27	
2J9-12-16	1.1/16"X12	1.5/16"X12			46	14	30	41	
2J9-14	1.3/16"X12	1.3/16"X12			47.5	15	30	36	
2J9-16	1.5/16"X12	1.5/16"X12			48.8	14	33	41	
2J9-16-20	1.5/16"X12	1.5/8"X12			54	15	41	50	
2J9-20-16	1.5/8"X12	1.5/16"X12			55.5	14	41	41	
2J9-20	1.5/8"X12	1.5/8"X12			55.5	15	41	50	
2J9-20-24	1.5/8"X12	1.7/8"X12			59.5	19	48	55	
2J9-24-20	1.7/8"X12	1.5/8"X12			62.5	15	48	50	
2J9-24	1.7/8"X12	1.7/8"X12			62.5	19	48	55	
2J9-32	2.1/2"X12	2.1/2"X12			75.5	23.5	63	75	

注：螺母及衬套需另行订货。管子直径D为公制时，配用螺母及衬套分别选用NB200，NB500。管子直径为英制时，配用螺母及衬套分别选用NB200、NB300。 Note: Nut and sleeve should be ordered separately. The nut NB200 and sleeve NB500 is suitable for metric tube, the nut NB200 and sleeve NB300 is suitable inch tube.

J

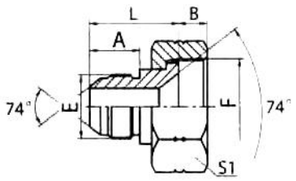

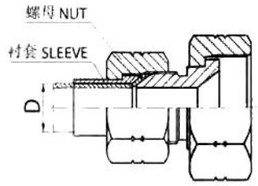

L5J-S

美制JIC外螺纹 / 美制JIC内螺纹

JIC MALE / JIC FEMALE

代号 PART NO.	螺纹 THREAD E	F			尺寸 DIMENSIONS A	B	L	S1	
5J-04-06S	7/16"X20	9/16"X18			14	10	26.2	19	
5J-04-08S	7/16"x20	3/4"X16			14	11	26.2	24	
5J-04-10S	7/16"X20	7/8"X14			14	12	28	27	
5J-04-12S	7/16"X20	1.1/16"X12			14	13	29.8	32	
5J-04-14S	7/16"X20	1.3/16"X12			14	14	32.5	36	
5J-05-08S	1/2"X20	3/4"X16			14	11	26.2	24	
5J-05-10S	1/2"X20	7/8"X14			14	12	28	27	
5J-05-12S	1/2"X20	1.1/16"X12			14	13	29.8	32	
5J-06-08S	9/16"X18	3/4"X16			14.1	11	26.3	24	
5J-06-10S	9/16"X18	7/8"X14			14.1	12	28.2	27	
5J-06-12S	9/16"X18	1.1/16"X12			14.1	13	30.1	32	
5J-06-14S	9/16"X18	1.3/16"X12			14.1	14	32.5	36	
5J-06-16S	9/16"X18	1.5/16"X12			14.1	16	33	41	
5J-08-12S	3/4"X16	1.1/16"X12			16.7	13	33.3	32	
5J-08-14S	3/4"X16	1.3/16"X12			16.7	14	35	36	
5J-08-16S	3/4"X16	1.5/16"X12			16.7	16	35.6	41	
5J-08-20S	3/4"X16	1.5/8"X12			16.7	15	35.5	50	
5J-10-16S	7/8"X14	1.5/16"X12			19.3	16	37.5	41	
5J-10-20S	7/8"X14	1.5/8"X12			19.3	15	37.9	50	
5J-10-24S	7/8"X14	1.7/8"X12			19.3	19	42	55	
5J-12-16S	1.1/16"X12	1.5/16"X12			21.9	16	40.2	41	
5J-12-20S	1.1/16"X12	1.5/8"X12			21.9	15	40.6	50	
5J-12-24S	1.1/16"X12	1.7/8"X12			21.9	19	42	55	
5J-16-20S	1.5/16"X12	1.5/8"X12			23.1	15	41.8	50	
5J-16-24S	1.5/16"X12	1.7/8"X12			23.1	19	43.2	55	
5J-16-32S	1.5/16"X12	2.1/2"X12			23.1	24	49	75	
5J-20-24S	1.5/8"X12	1.7/8"X12			24.3	19	44.3	55	
5J-20-32S	1.5/8"X12	2.1/2"X12			24.3	24	50	75	

注：螺母及衬套需另行订货。管子直径D为公制时，配用螺母及衬套分别选用NB200，NB500。管子直径为英制时，配用螺母及衬套分别选用NB200、NB300。 Note: Nut and sleeve should be ordered separately. The nut NB200 and sleeve NB500 is suitable for metric tube, the nut NB200 and sleeve NB300 is suitable inch tube.

J

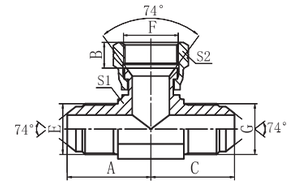

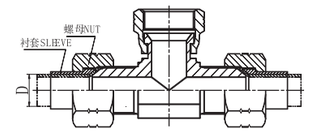

LBJ

美制JIC外螺纹74° 外锥/美制JIC内螺纹74° 内锥分支三通

JIC MALE 74° CONE / JIC FEMALE BRANCH TEE

代号 PART NO.	螺纹 THREAD E	F	G			尺寸 DIMENSIONS A	B	C	S1	S2
BJ-04	7/16"X20	7/16"X20	7/16"X20			24.5	9.5	24.5	11	17
BJ-05	1/2"X20	1/2"X20	1/2"X20			26.5	9	26.5	14	19
BJ-06	9/16"X18	9/16"X18	9/16"X18			26.9	9.5	26.9	14	19
BJ-08	3/4"X16	3/4"X16	3/4"X16			32	10.8	32	19	24
BJ-10	7/8"X14	7/8"X14	7/8"X14			37.8	12	37.8	22	27
BJ-12	1.1/16"X12	1.1/16"X12	1.1/16"X12			44.2	13	44.2	27	32
BJ-16	1.5/16"X12	1.5/16"X12	1.5/16"X12			49	14	49	33	41
BJ-20	1.5/8"X12	1.5/8"X12	1.5/8"X12			56	15	56	41	50
BJ-24	1.7/8"X12	1.7/8"X12	1.7/8"X12			63.5	19	63.5	48	55

注：螺母及衬套需另行订货。管子直径D为公制时，配用螺母及衬套分别选用NB200，NB500。管子直径为英制时，配用螺母及衬套分别选用NB200、NB300。 Note: Nut and sleeve should be ordered separately. The nut NB200 and sleeve NB500 is suitable for metric tube, the nut NB200 and sleeve NB300 is suitable inch tube.

J

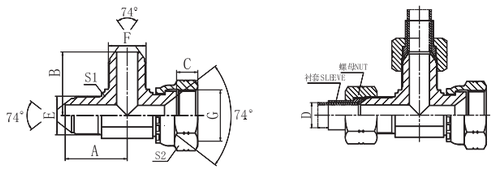

LCJ

美制JIC外螺纹74° 外锥/美制JIC内螺纹74° 内锥主支三通

JIC MALE 74° CONE / JIC FEMALE 74° SEAT RUN TEE

代号 PART NO.	螺纹 THREAD					尺寸 DIMENSIONS				
	E	F	G			A	B	C	S1	S2
CJ-04	7/16"X20	7/16"X20	7/16"X20			24.5	24.5	9.5	11	17
CJ-05	1/2"X20	1/2"X20	1/2"X20			26.6	26.6	9	14	19
CJ-06	9/16"X18	9/16"X18	9/16"X18			26.9	26.9	9.5	14	19
CJ-08	3/4"X16	3/4"X16	3/4"X16			32	32	10.8	19	24
CJ-10	7/8"X14	7/8"X14	7/8"X14			37.8	37.8	12	22	27
CJ-10-08-10	7/8"X14	3/4"X16	7/8"X14			37.8	34.8	12	22	27
CJ-12	1.1/16"X12	1.1/16"X12	1.1/16"X12			44.2	44.2	13	27	32
CJ-12-08-12	1.1/16"X12	3/4"X16	1.1/16"X12			44.2	37.9	13	27	32
CJ-16	1.5/16"X12	1.5/16"X12	1.5/16"X12			49	49	14	33	41
CJ-20	1.5/8"X12	1.5/8"X12	1.5/8"X12			56	56	15	41	50
CJ-24	1.7/8"X12	1.7/8"X12	1.7/8"X12			63	63	19	48	55

注：螺母及衬套需另行订货。管子直径D为公制时，配用螺母及衬套分别选用NB200，NB500。管子直径为英制时，配用螺母及衬套分别选用NB200、NB300。 Note: Nut and sleeve should be ordered separately. The nut NB200 and sleeve NB500 is suitable for metric tube, the nut NB200 and sleeve NB300 is suitable inch tube.

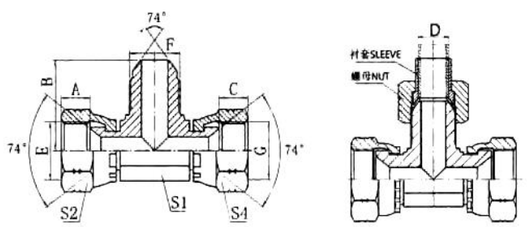

LEJ

美制JIC内螺纹74° 内锥/美制JIC外螺纹74° 外锥分支三通

JIC FEMALE 74° SEAT / JIC MALE 74° CONE BRANCH TEE

代号 PART NO.	螺纹 THREAD					尺寸 DIMENSIONS				
	E	F	G			A,C	B	S1	S2,S4	
EJ-04	7/16"X20	7/16"X20	7/16"X20			9.5	24.5	11	17	
EJ-06	9/16"X18	9/16"X18	9/16"X18			9.5	27	14	19	
EJ-08	3/4"X16	3/4"X16	3/4"X16			10.8	34	19	24	
EJ-10	7/8"X14	7/8"X14	7/8"X14			12	37.8	22	27	
EJ-12	1.1/16"X12	1.1/16"X12	1.1/16"X12			13	44.2	27	32	
EJ-16	1.5/16"X12	1.5/16"X12	1.5/16"X12			14	49	33	41	
EJ-20	1.5/8"X12	1.5/8"X12	1.5/8"X12			15	56.5	41	50	
EJ-24	1.7/8"X12	1.7/8"X12	1.7/8"X12			19	63	48	55	

注：螺母及衬套需另行订货。管子直径D为公制时，配用螺母及衬套分别选用NB200，NB500。管子直径为英制时，配用螺母及衬套分别选用NB200、NB300。 Note: Nut and sleeve should be ordered separately. The nut NB200 and sleeve NB500 is suitable for metric tube, the nut NB200 and sleeve NB300 is suitable inch tube.

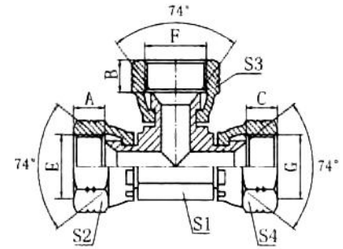

LDJ

美制JIC内螺纹74° 内锥三通

JIC FEMALE 74° SEAT TEE

代号 PART NO.	螺纹 THREAD					尺寸 DIMENSIONS				
	E	F	G			A,B,C	S1	S2,S3,S4		
DJ-04	7/16"X20	7/16"X20	7/16"X20			9.5	11	17		
DJ-05	1/2"X20	1/2"X20	1/2"X20			9	14	19		
DJ-06	9/16"X18	9/16"X18	9/16"X18			9.5	14	19		
DJ-08	3/4"X16	3/4"X16	3/4"X16			10.8	16	24		
DJ-10	7/8"X14	7/8"X14	7/8"X14			12	22	27		
DJ-12	1.1/16"X12	1.1/16"X12	1.1/16"X12			13	24	32		
DJ-16	1.5/16"X12	1.5/16"X12	1.5/16"X12			14	33	41		

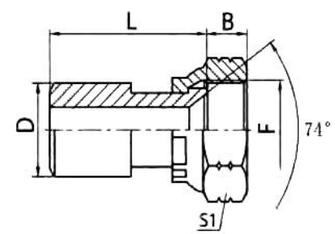

L2WJ

焊接管 / 美制JIC内螺纹74° 内锥

BUTT–WELD TUBE / JIC FEMALE 74° SEAT

代号 PART NO.	螺纹 THREAD		管子直径 TUBE O.D.		尺寸 DIMENSIONS				
	E				B	D	L	S1	
2WJ-10-04	7/16"X20		10		9.5	10	25.5	17	
2WJ-12-05	1/2"X20		12		9	12	27	19	
2WJ-14-04	7/16"X20		14		9.5	14	27	17	
2WJ-14-06	9/16"X18		14		9.5	14	55	19	
2WJ-18-08	3/4"X16		18		10.8	18	60	24	
2WJ-20-10	7/8"14		20		12	20	33	27	
2WJ-22-12	1.1/16"X12		22		13	22	68	32	
2WJ-28-16	1.5/16"X12		28		14	28	68	41	
2WJ-34-20	1.5/8"X12		34		15	34	75	50	

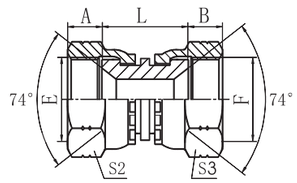

L3J

美制JIC内螺纹74° 内锥

JIC FEMALE 74° SEAT

代号 PART NO.	螺纹 THREAD				尺寸 DIMENSIONS				
	E	F			A	B	L	S2	S3
3J-04	7/16"X20	7/16"X20			9.5	9.5	19	17	17
3J-05	1/2"X20	1/2"X20			9	9	21	19	19
3J-06	9/16"X18	9/16"X18			9.5	9.5	21	19	19
3J-06-08	9/16"X18	3/4"X16			9.5	10.8	23	19	24
3J-08	3/4"X16	3/4"X16			10.8	10.8	24	24	24
3J-10	7/8"X14	7/8"X14			12	12	27	27	27
3J-12	1.1/16"X12	1.1/16"X12			13	13	27.5	32	32
3J-16	1.5/16"X12	1.5/16"X12			14	14	30.5	41	41
3J-20	1.5/8"X12	1.5/8"X12			15	15	35	50	50
3J-24	1.7/8"X12	1.7/8"X12			19	19	37	55	55

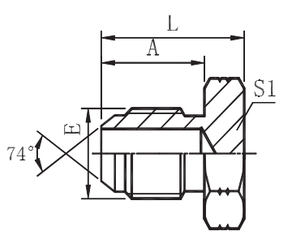

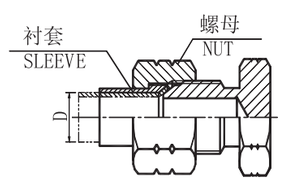

L4J

美制JIC外螺纹74° 外锥堵头

JIC MALE 74° CONE PLUG

代号 PART NO.	螺纹 THREAD				尺寸 DIMENSIONS				
	E				A	L	S1		
4J-04	7/16"X20				14	20	12		
4J-05	1/2"X20				14	20	14		
4J-06	9/16"X18				14.1	20	17		
4J-08	3/4"X16				16.7	25	22		
4J-10	7/8"X14				19.3	27.5	24		
4J-12	1.1/16"X12				21.9	32	30		
4J-14	1.3/16"X12				22.6	33.5	32		
4J-16	1.5/16"X12				23.1	34	36		
4J-20	1.5/8"X12				24.3	38	46		
4J-24	1.7/8"X12				27.5	44.5	50		
4J-32	2.1/2"X12				33.9	51	65		

注：螺母及衬套需另行订货。管子直径D为公制时，配用螺母及衬套分别选用NB200，NB500。管子直径为英制时，配用螺母及衬套分别选用NB200、NB300。 Note: Nut and sleeve should be ordered separately. The nut NB200 and sleeve NB500 is suitable for metric tube, the nut NB200 and sleeve NB300 is suitable inch tube.

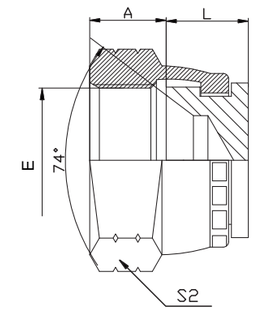

L9J

美制JIC内螺纹74° 内锥堵头

JIC FEMALE 74° SEAT PLUG

代号 PART NO.	螺纹 THREAD				尺寸 DIMENSIONS				
	E				A	L	S2		
9J-04	7/16"X20				9.5	10.5	17		
9J-05	1/2"X20				9	11	19		
9J-06	9/16"X18				9.5	12	19		
9J-08	3/4"X16				10.8	13	24		
9J-10	7/8"X14				12	14.5	27		
9J-12	1.1/16"X12				13	15.5	32		
9J-14	1.3/16"X12				15	16	36		
9J-16	1.5/16"X12				14	17	41		
9J-20	1.5/8"X12				15	19	50		
9J-24	1.7/8"X12				19	19.5	55		
9J-32	2.1/2"X12				23.5	21.5	75		

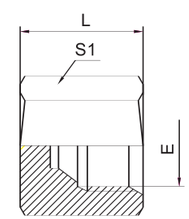

L9J-CAP

JIC 74° 内螺纹堵头

JIC 74° FEMALE PLUG

代号 PART NO.	螺纹 THREAD				尺寸 DIMENSIONS				
	E				L	S1			
9J-04CAP	7/16"X20				15.1	14			
9J-05CAP	1/2"X20				15.5	17			
9J-06CAP	9/16"X18				16	19			
9J-08CAP	3/4"X16				19	24			
9J-10CAP	7/8"X14				21.4	27			
9J-12CAP	1.1/16"X12				23	32			
9J-16CAP	1.5/16"X12				25.8	41			
9J-20CAP	1.5/8"X12				27	50			
9J-24CAP	1.7/8"X12				30.2	60			
9J-32CAP	2.1/2"X12				36.5	75			

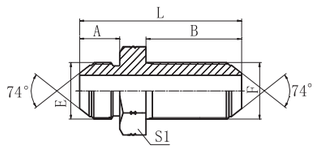

L6J

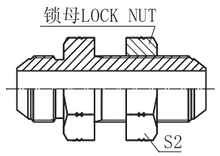

L6J-LN

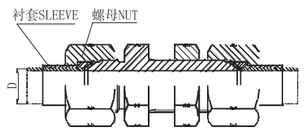

美制JIC外螺纹74° 外锥过板接头

JIC MALE 74° CONE BULKHEAD

代号 PART NO.	螺纹 THREAD				尺寸 DIMENSIONS				
	E	F			A	B	L	S1	S2
6J-04	7/16"X20	7/16"X20			14	32.5	52.5	17	17
6J-05	1/2"X20	1/2"X20			14	32.5	52.5	19	19
6J-06	9/16"X18	9/16"X18			14.1	32.5	54.5	22	22
6J-08	3/4"X16	3/4"X16			16.7	36.5	61.5	24	24
6J-10	7/8"X14	7/8"X14			19.3	40	69.5	30	30
6J-12	1.1/16"X12	1.1/16"X12			21.9	44.5	78.5	36	36
6J-14	1.3/16"X12	1.3/16"X12			22.5	44.5	79.2	38	38
6J-16	1.5/16"X12	1.5/16"X12			23.1	44.5	79.8	41	41
6J-20	1.5/8"X12	1.5/8"X12			24.3	45.7	84	50	50
6J-24	1.7/8"X12	1.7/8"X12			27.5	46	89.5	55	55
6J-32	2.1/2"X12	2.1/2"X12			33.9	53.1	106.5	70	70

注：如需带锁母订货，则请在代号后加“LN”，如6J9-12LN。螺母及衬套需另行订货。管子直径D为公制时，配用螺母及衬套分别选用NB200、NB500。管子直径为英制时，配用螺母及衬套分别选用NB200、NB300。 Note: In case if you are interested to order the adapter with lock nut, please insert suffix "LN" after our part NO., for example 6J9-12LN. Nut and sleeve should be ordered separately. The nut NB200 and sleeve Nb500 is suitable for metric tube, the nut NB200 and sleeve NB300 is suitable for inch tube.

J

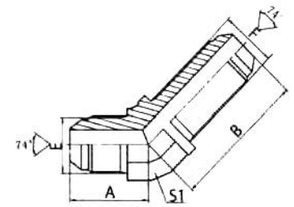

L6J4

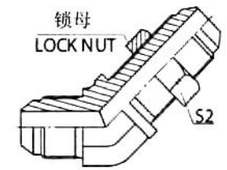

L6J4-LN

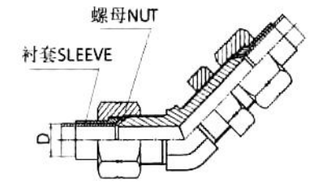

45° 弯美制JIC外螺纹74° 外锥过板接头

45° ELBOW JIC MALE 74° CONE BULKHEAD

代号 PART NO.	螺纹 THREAD				尺寸 DIMENSIONS				
	E	F			A	B	S1	S2	
6J4-04	7/16"X20	7/16"X20			21	38.9	11	17	
6J4-05	1/2"X20	1/2"X20			23	42.2	14	19	
6J4-06	9/16"X18	9/16"X18			23	42.4	14	22	
6J4-08	3/4"X16	3/4"X16			27	49.3	19	24	
6J4-10	7/8"X14	7/8"X14			31	55.1	22	30	
6J4-12	1.1/16"X12	1.1/16"X12			35	62	27	36	
6J4-16	1.5/16"X12	1.5/16"X12			37.8	65	33	41	
6J4-20	1.5/8"X12	1.5/8"X12			43	67.3	41	50	

注：如需带锁母订货，则请在代号后加“LN”，如6J4-12LN。螺母及衬套需另行订货。管子直径D为公制时，配用螺母及衬套分别选用NB200、NB500。管子直径为英制时，配用螺母及衬套分别选用NB200、NB300。 Note: In case if you are interested to order the adapter with lock nut, please insert suffix "LN" after our part NO., for example 6J4-12LN. Nut and sleeve should be ordered separately. The nut NB200 and sleeve Nb500 is suitable for metric tube, the nut NB200 and sleeve NB300 is suitable for inch tube.

J

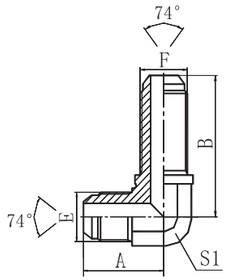

L6J9

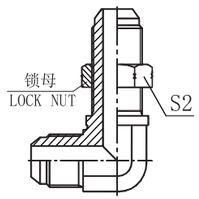

L6J9-LN

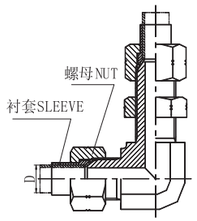

90° 弯美制JIC外螺纹74° 外锥过板接头

90° ELBOW JIC MALE 74° CONE BULKHEAD

代号 PART NO.	螺纹 THREAD				尺寸 DIMENSIONS				
	E	F			A	B	S1	S2	
6J9-04	7/16"X20	7/16"X20			24.5	40.4	11	17	
6J9-05	1/2"X20	1/2"X20			26.6	43.7	14	19	
6J9-06	9/16"X18	9/16"X18			27.7	46	14	22	
6J9-08	3/4"X16	3/4"X16			34.5	53.5	19	24	
6J9-10	7/8"X14	7/8"X14			39.6	60.7	22	30	
6J9-12	1.1/16"X12	1.1/16"X12			45.2	67.8	27	36	
6J9-14	1.3/16"X12	1.3/16"X12			48.2	69.5	30	38	
6J9-16	1.5/16"X12	1.5/16"X12			50	71	33	41	
6J9-20	1.5/8"X12	1.5/8"X12			57.5	79.2	41	50	

注：如需带锁母订货，则请在代号后加“LN”，如6J9–12LN。螺母及衬套需另行订货。管子直径D为公制时，配用螺母及衬套分别选用NB200、NB500。管子直径为英制时，配用螺母及衬套分别选用NB200、NB300。 Note: In case if you are interested to order the adapter with lock nut, please insert suffix "LN" after our part NO., for example 6J9–12LN. Nut and sleeve should be ordered separately. The nut NB200 and sleeve Nb500 is suitable for metric tube, the nut NB200 and sleeve NB300 is suitable for inch tube.

J

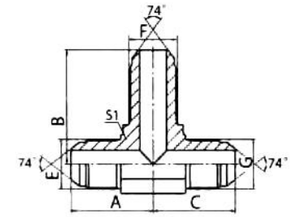

LAJ6JJ

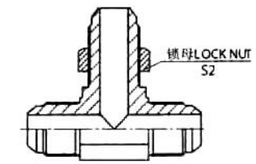

LAJ6JJ-LN

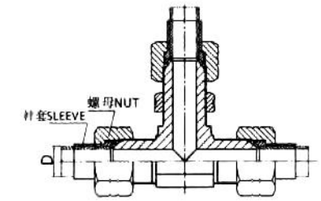

美制JIC外螺纹74° 外锥过板接头分支三通

JIC MALE 74° CONE BULKHEAD BRANCH TEE

代号 PART NO.	螺纹 THREAD					尺寸 DIMENSIONS				
	E	F	G			A	B	C	S1	S2
AJ6JJ-04	7/16"X20	7/16"X20	7/16"X20			24.5	40.4	24.5	11	17
AJ6JJ-05	1/2"X20	1/2"X20	1/2"X20			26.6	43.7	26.6	14	19
AJ6JJ-06	9/16"X18	9/16"X18	9/16"X18			26.9	46	26.9	14	22
AJ6JJ-08	3/4"X16	3/4"X16	3/4"X16			32	53.5	32	19	24
AJ6JJ-10	7/8"X14	7/8"X14	7/8"X14			37.8	60.7	37.8	22	30
AJ6JJ-12	1.1/16"X12	1.1/16"X12	1.1/16"X12			44.2	67.8	44.2	27	36
AJ6JJ-14	1.3/16"X12	1.3/16"X12	1.3/16"X12			48.5	71	48.5	33	38
AJ6JJ-16	1.5/16"X12	1.5/16"X12	1.5/16"X12			49	71	49	33	41

注：如需带锁母订货，则请在代号后加“LN”，如AJ6JJ–12LN。螺母及衬套需另行订货。管子直径D为公制时，配用螺母及衬套分别选用NB200、NB500。管子直径为英制时，配用螺母及衬套分别选用NB200、NB300。 Note: In case if you are interested to order the adapter with lock nut, please insert suffix "LN" after our part NO., for example AJ6JJ–12LN. Nut and sleeve should be ordered separately. The nut NB200 and sleeve Nb500 is suitable for metric tube, the nut NB200 and sleeve NB300 is suitable for inch tube.

J

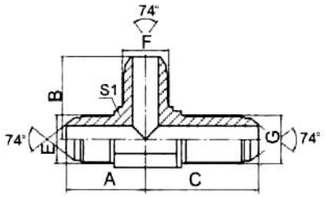

LAJJ6J

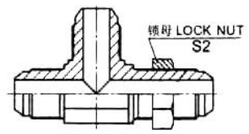

LAJJ6J-LN

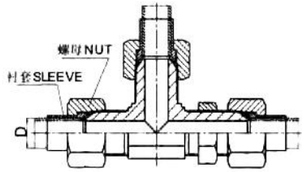

美制JIC外螺纹74° 外锥过板接头主支三通

JIC MALE 74° CONE BULKHEAD RUN TEE

代号 PART NO.	螺纹 THREAD					尺寸 DIMENSIONS				
	E	F	G			A	B	C	S1	S2
AJJ6J-04	7/16"X20	7/16"X20	7/16"X20			24.5	24.5	40.4	11	17
AJJ6J-05	1/2"X20	1/2"X20	1/2"X20			26.6	26.6	43.7	14	19
AJJ6J-06	9/16"X18	9/16"X18	9/16"X18			26.9	26.9	46	14	22
AJJ6J-08	3/4"X16	3/4"X16	3/4"X16			32	32	53.5	19	24
AJJ6J-10	7/8"X14	7/8"X14	7/8"X14			37.8	37.8	60.7	22	30
AJJ6J-12	1.1/16"X12	1.1/16"X12	1.1/16"X12			44.2	44.2	67.8	27	36
AJJ6J-16	1.5/16"X12	1.5/16"X12	1.5/16"X12			49	49	71	33	41
AJJ6J-20	1.5/8"X12	1.5/8"X12	1.5/8"X12			55.3	55.3	79.2	41	50
AJJ6J-24	1.7/8"X12	1.7/8"X12	1.7/8"X12			63.5	63.5	86.9	48	55

注：如需带锁母订货，则请在代号后加“LN”，如AJJ6J–12LN。螺母及衬套需另行订货。管子直径D为公制时，配用螺母及衬套分别选用NB200、NB500。管子直径为英制时，配用螺母及衬套分别选用NB200、NB300。 Note: In case if you are interested to order the adapter with lock nut, please insert suffix "LN" after our part NO., for example AJJ6J–12LN. Nut and sleeve should be ordered separately. The nut NB200 and sleeve Nb500 is suitable for metric tube, the nut NB200 and sleeve NB300 is suitable for inch tube.

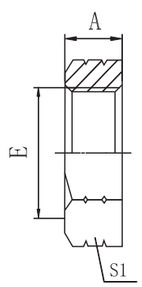

L8J

美制JIC螺纹锁母

JIC LOCKNUT

代号 PART NO.	螺纹 THREAD				尺寸 DIMENSIONS				
	E				A	S1			
8J-04	7/16"X20				7	17			
8J-05	1/2"X20				7	19			
8J-06	9/16"X18				7	22			
8J-08	3/4"X16				8	24			
8J-10	7/8"X14				9	30			
8J-12	1.1/16"X12				10.5	36			
8J-14	1.3/16"X12				10.5	38			
8J-16	1.5/16"X12				10.5	41			
8J-20	1.5/8"X12				10.5	50			
8J-24	1.7/8"X12				10.5	55			
8J-32	2.1/2"X12				10.5	70			

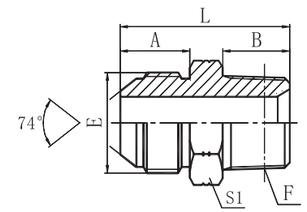

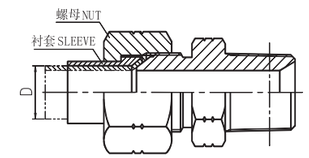

L1JN

美制JIC外螺纹74° 外锥 / 布锥管外螺纹

JIC MALE 74° CONE / NPT MALE

代号 PART NO.	螺纹 THREAD				尺寸 DIMENSIONS				
	E	F			A	B	L	S1	
1JN-02	5/16"X24	Z1/8"X27			11.4	10.5	28	12	
1JN-04-02	7/16"X20	Z1/8"X27			14	10.5	30.5	12	
1JN-04	7/16"X20	Z1/4"X18			14	15	35	17	
1JN-04-06	7/16"X20	Z3/8"X18			14	16	36	19	
1JN-04-08	7/16"X20	Z1/2"X14			14	19.5	41.5	24	
1JN-05-04	1/2"X20	Z1/4"X18			14	15	35	17	
1JN-05-06	1/2"X20	Z3/8"X18			14	16	36	19	
1JN-05-08	1/2"X20	Z1/2"X14			14	19.5	41.5	24	
1JN-06-04	9/16"X18	Z1/4"X18			14.1	15	34.5	17	
1JN-06	9/16"X18	Z3/8"X18			14.1	16	36	19	
1JN-06-08	9/16"X18	Z1/2"X14			14.1	19.5	41.5	24	
1JN-08-04	3/4"X16	Z1/4"X18			16.7	15	39	22	
1JN-08-06	3/4"X16	Z3/8"X18			16.7	16	40	22	
1JN-08	3/4"X16	Z1/2"X14			16.7	19.5	44	24	
1JN-08-12	3/4"X16	Z3/4"X18			16.7	19.5	46.5	30	
1JN-10-06	7/8"X14	Z3/8"X18			19.3	16	43.5	24	
1JN-10-08	7/8"X14	Z1/2"X14			19.3	19.5	47	24	
1JN-10-12	7/8"X14	Z3/4"X14			19.3	19.5	49	30	
1JN-12-08	1.1/16"X12	Z1/2"X14			21.9	19.5	51	30	
1JN-12	1.1/16"X12	Z3/4"X14			21.9	19.5	51.5	30	
1JN-12-16	1.1/16"X12	Z1"X11.5			21.9	25.5	58.5	36	
1JN-12-20	1.1/16"X12	Z1.1/4"X11.5			21.9	26.5	61.5	46	
1JN-14-12	1.3/16"X12	Z3/4"X14			22.6	19.5	53	32	
1JN-16-12	1.5/16"X12	Z3/4"X14			23.1	19.5	53.5	36	
1JN-16	1.5/16"X12	Z1"X11.5			23.1	25.5	58.5	36	
1JN-16-20	1.5/16"X12	Z1.1/4"X11.5			23.1	26.5	62.5	46	
1JN-16-24	1.5/16"X12	Z1.1/2"X11.5			23.1	27.5	65.5	50	
1JN-20-16	1.5/8"X12	Z1"X11.5			24.3	25.5	63	46	
1JN-20	1.5/8"X12	Z1.1/4"X11.5			24.3	26.5	63.5	46	
1JN-20-24	1.5/8"X12	Z1.1/2"X11.5			24.3	27.5	67	50	
1JN-24-20	1.7/8"X12	Z1.1/4"X11.5			27.5	26.5	69	50	
1JN-24	1.7/8"X12	Z1.1/2"X11.5			27.5	27.5	70	50	
1JN-24-32	1.7/8"X12	Z2"X11.5			27.5	27.5	72	65	
1JN-32	2.1/2"X12	Z2"X11.5			33.9	27.5	78.5	65	
1JN-32-24	2.1/2"X12	Z1.1/2"X11.5			33.9	27.5	78.5	65	

注：螺母及衬套需另行订货。管子直径D为公制时，配用螺母及衬套分别选用NB200，NB500。管子直径为英制时，配用螺母及衬套分别选用NB200、NB300。 Note: Nut and sleeve should be ordered separately. The nut NB200 and sleeve NB500 is suitable for metric tube, the nut NB200 and sleeve NB300 is suitable inch tube.

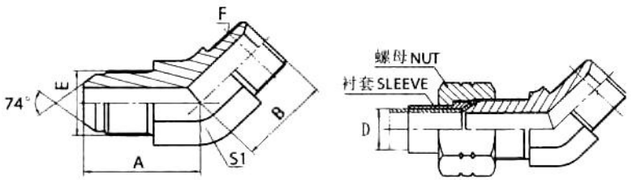

L1JN4

45° 弯美制JIC外螺纹74° 外锥 / 布锥管外螺纹

45° ELBOW JIC MALE 74° CONE / NPT MALE

代号 PART NO.	螺纹 THREAD				尺寸 DIMENSIONS				
	E	F			A	B	S1		
1JN4-02	5/16"X24	Z1/8"X27			18	17	11		
1JN4-03-02	3/8"X24	Z1/8"X27			19	17	11		
1JN4-04-02	7/16"X20	Z1/8"X27			21.5	17	11		
1JN4-04	7/16"X20	Z1/4"X18			22.3	21	14		
1JN4-04-06	7/16"X20	Z3/8"X18			23	24.5	19		
1JN4-04-08	7/16"X20	Z1/2"X14			24.5	29.5	22		
1JN4-05-02	1/2"X20	Z1/8"X27			22.3	18	14		
1JN4-05-04	1/2"X20	Z1/4"X18			22.3	21	14		
1JN4-06-02	9/16"X18	Z1/8"X27			22.8	17.3	14		
1JN4-06-04	9/16"X18	Z1/4"X18			22.8	21	14		
1JN4-06	9/16"X18	Z3/8"X18			24	24	19		
1JN4-06-08	9/16"X18	Z1/2"X14			25	29.5	22		
1JN4-08-04	3/4"X16	Z1/4"X18			26.8	22	19		
1JN4-08-06	3/4"X16	Z3/8"X18			26.8	24	19		
1JN4-08	3/4"X16	Z1/2"X14			28	29.5	22		
1JN4-08-12	3/4"X16	Z3/4"X14			29	35	27		
1JN4-10-08	7/8"X14	Z1/2"X14			31	29.5	22		
1JN4-10-12	7/8"X14	Z3/4"X14			32	35	27		
1JN4-12-08	1.1/16"X12	Z1/2"X14			35.5	31	27		
1JN4-12	1.1/16"X12	Z3/4"X14			35.5	35	27		
1JN4-12-16	1.1/16"X12	Z1"X11.5			37.5	39	33		
1JN4-14-12	1.3/16"X12	Z3/4"X14			37	35.5	30		
1JN4-16-12	1.5/16"X12	Z3/4"X14			38.5	36.5	33		
1JN4-16	1.5/16"X12	Z1"X11.5			38.5	39	33		
1JN4-16-20	1.5/16"X12	Z1.1/4"X11.5			42	42.5	41		
1JN4-20-16	1.5/8"X12	Z1"X11.5			43	42.5	41		
1JN4-20	1.5/8"X12	Z1.1/4"X11.5			43	42	41		
1JN4-20-24	1.5/8"X12	Z1.1/2"X11.5			46	45	48		
1JN4-24	1.7/8"X12	Z1.1/2"X11.5			49	45	48		
1JN4-32	2.1/2"X12	Z2"X11.5			58	50	63		

注：螺母及衬套需另行订货。管子直径D为公制时，配用螺母及衬套分别选用NB200，NB500。管子直径为英制时，配用螺母及衬套分别选用NB200、NB300。 Note: Nut and sleeve should be ordered separately. The nut NB200 and sleeve NB500 is suitable for metric tube, the nut NB200 and sleeve NB300 is suitable inch tube.

J

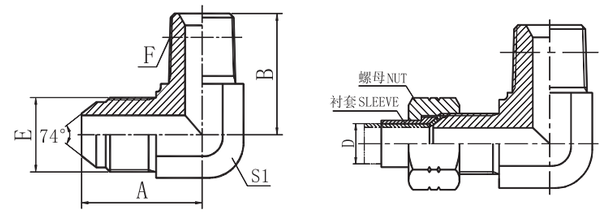

L1JN9

90° 弯美制JIC外螺纹74° 外锥 / 布锥管外螺纹

90° ELBOW JIC MALE 74° CONE / NPT MALE

代号 PART NO.	螺纹 THREAD				尺寸 DIMENSIONS				
	E	F			A	B	S1		
1JN9-02	5/16"X24	Z1/8"X27			21	21	11		
1JN9-03-02	3/8"X24	Z1/8"X27			22	21	11		
1JN9-04	7/16"X20	Z1/4"X18			26.6	25.5	14		
1JN9-04-02	7/16"X20	Z1/8"X27			24.5	21	11		
1JN9-04-06	7/16"X20	Z3/8"X18			29.5	31	19		
1JN9-05-02	1/2"X20	Z1/8"X27			26.6	23.5	14		
1JN9-05-04	1/2"X20	Z1/4"X18			26.6	25.5	14		
1JN9-05-06	1/2"X20	Z3/8"X18			29.5	31	19		
1JN9-06	9/16"X18	Z3/8"X18			29	31	19		
1JN9-06-04	9/16"X18	Z1/4"X18			26.9	25.5	14		
1JN9-06-08	9/16"X18	Z1/2"X14			32	36.7	22		
1JN9-08	3/4"X16	Z1/2"X14			34.8	37.3	22		
1JN9-08-04	3/4"X16	Z1/4"X18			32	28.5	19		
1JN9-08-06	3/4"X16	Z3/8"X18			32	31	19		
1JN9-08-12	3/4"X16	Z3/4"X14			37.9	44	27		
1JN9-10-06	7/8"X14	Z3/8"X18			37.8	32.5	22		
1JN9-10-08	7/8"X14	Z1/2"X14			37.8	37.3	22		
1JN9-10-12	7/8"X14	Z3/4"X14			41	44	27		
1JN9-10-16	7/8"X14	Z1"X11.5			44.5	50	33		
1JN9-12	1.1/16"X12	Z3/4"X14			44.2	44	27		
1JN9-12-08	1.1/16"X12	Z1/2"X14			44.2	40	27		
1JN9-12-16	1.1/16"X12	Z1"X11.5			49	50	33		
1JN9-12-20	1.1/16"X12	Z1.1/4"X11.5			52.5	54.5	41		
1JN9-14-12	1.3/16"X12	Z3/4"X14			47.5	45	30		
1JN9-14-16	1.3/16"X12	Z1"X11.5			48.5	50	33		
1JN9-16	1.5/16"X12	Z1"X11.5			49	50	33		
1JN9-16-12	1.5/16"X12	Z3/4"X14			49	45.2	33		
1JN9-16-20	1.5/16"X12	Z1.1/4"X11.5			54	60.5	41		
1JN9-16-24	1.5/16"X12	Z1.1/2"X11.5			58	63	48		
1JN9-20	1.5/8"X12	Z1.1/4"X11.5			55.5	54.5	41		
1JN9-20-16	1.5/8"X12	Z1"X11.5			55.5	54.5	41		
1JN9-20-24	1.5/8"X12	Z1.1/2"X11.5			59.4	63	48		
1JN9-24	1.7/8"X12	Z1.1/2"X11.5			62.5	63	48		
1JN9-24-20	1.7/8"X12	Z1.1/4"X11.5			62.5	63	48		
1JN9-32-24	2.1/2"X12	Z1.1/2"X11.5			75.4	67.5	63		
1JN9-32	2.1/2"X12	Z2"X11.5			75.4	67.5	63		

注：螺母及衬套需另行订货。管子直径D为公制时，配用螺母及衬套分别选用NB200，NB500。管子直径为英制时，配用螺母及衬套分别选用NB200、NB300。 Note: Nut and sleeve should be ordered separately. The nut NB200 and sleeve NB500 is suitable for metric tube, the nut NB200 and sleeve NB300 is suitable inch tube.

J

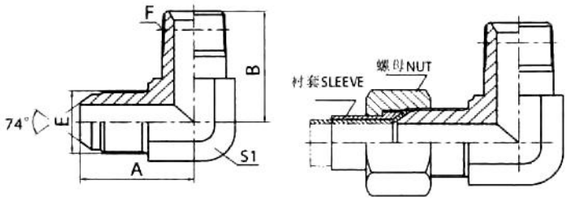

L1JN9-L

90° 弯美制JIC外螺纹74° 外锥 / 加长布锥管外螺纹

90° ELBOW JIC MALE 74° CONE / LONG NPT MALE

代号 PART NO.	螺纹 THREAD				尺寸 DIMENSIONS				
	E	F			A	B	S1		
1JN9-04-02L	7/16"X20	Z1/8"X27			24.5	30	11		
1JN9-04L	7/16"X20	Z1/4"X18			26.6	40.1	14		
1JN9-05-02L	1/2"X20	Z1/8"X27			26.6	31	14		
1JN9-05-04L	1/2"X20	Z1/4"X18			26.6	40.1	14		
1JN9-06-04L	9/16"X18	Z1/4"X18			26.9	40.1	14		
1JN9-06-08L	9/16"X18	Z1/2"X14			32	55.1	22		
1JN9-08-06L	3/4"X16	Z3/8"X18			32	46.2	19		
1JN9-08L	3/4"X16	Z1/2"X14			34.8	55.1	22		
1JN9-10-08L	7/8"X14	Z1/2"X14			37.8	55.1	22		
1JN9-12-08L	1.1/16"X12	Z1/2"X14			44.2	56.9	27		
1JN9-12L	1.1/16"X12	Z3/4"X14			44.2	62	27		
1JN9-16-12L	1.5/16"X12	Z3/4"X14			49	69.9	33		
1JN9-16L	1.5/16"X12	Z1"X11.5			49	76.5	33		
1JN9-20L	1.5/8"X12	Z1.1/4"X11.5			55.5	93.7	41		
1JN9-24L	1.7/8"X12	Z1.1/2"X11.5			62.5	104.1	48		
1JN9-32L	2.1/2"X12	Z2"X11.5			78	122.2	63		

注：螺母及衬套需另行订货。管子直径D为公制时，配用螺母及衬套分别选用NB200，NB500。管子直径为英制时，配用螺母及衬套分别选用NB200、NB300。 Note: Nut and sleeve should be ordered separately. The nut NB200 and sleeve NB500 is suitable for metric tube, the nut NB200 and sleeve NB300 is suitable inch tube.

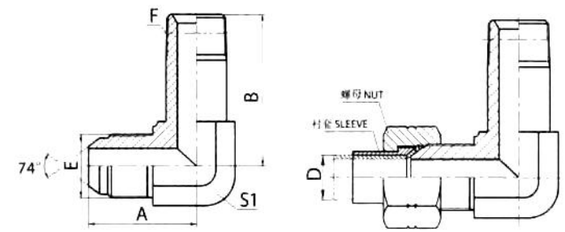

L1JN9-LL

90° 弯美制JIC外螺纹74° 外锥 / 特长布锥管外螺纹

90° ELBOW JIC MALE 74° CONE / LONGER NPT MALE

代号 PART NO.	螺纹 THREAD				尺寸 DIMENSIONS				
	E	F			A	B	S1		
1JN9-04-02LL	7/16"X20	Z1/8"X27			24.5	39.6	11		
1JN9-04LL	7/16"X20	Z1/4"X18			26.6	52.6	14		
1JN9-05-04LL	1/2"X20	Z1/4"X18			26.6	52.6	14		
1JN9-06-04LL	9/16"X18	Z1/4"X18			26.9	52.6	14		
1JN9-06LL	9/16"X18	Z3/8"X18			30	61.5	19		
1JN9-08-06LL	3/4"X16	Z3/8"X18			32	61.5	19		
1JN9-10-08LL	7/8"X14	Z1/2"X14			37.8	72.9	22		
1JN9-12LL	1.1/16"X12	Z3/4"X14			44.2	83.3	27		
1JN9-16LL	1.5/16"X12	Z1"X11.5			49	102.9	33		
1JN9-20LL	1.5/8"X12	Z1.1/4"X11.5			55.5	127	41		
1JN9-24LL	1.7/8"X12	Z1.1/2"X11.5			62.5	141	48		
1JN9-32LL	2.1/2"X12	Z2"X11.5			78	168.4	63		

注：螺母及衬套需另行订货。管子直径D为公制时，配用螺母及衬套分别选用NB200，NB500。管子直径为英制时，配用螺母及衬套分别选用NB200、NB300。 Note: Nut and sleeve should be ordered separately. The nut NB200 and sleeve NB500 is suitable for metric tube, the nut NB200 and sleeve NB300 is suitable inch tube.

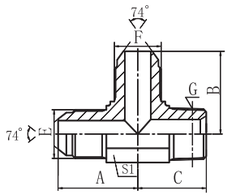

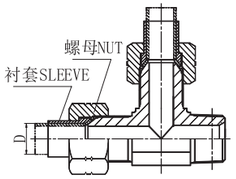

LAJJN

美制JIC外螺纹74° 外锥 / 布锥管外螺纹主支三通

JIC MALE 74° CONE / NPT MALE RUN TEE

代号 PART NO.	螺纹 THREAD					尺寸 DIMENSIONS				
	E	F	G			A	B	C	S1	
AJJN-04	7/16"X20	7/16"X20	Z1/4"X18			26.6	26.6	25.5	14	
AJJN-04-04-02	7/16"X20	7/16"X20	Z1/8"X27			24.5	24.5	21	11	
AJJN-05-05-02	1/2"X20	1/2"X20	Z1/8"X27			26.6	26.6	23.5	14	
AJJN-06	9/16"X18	9/16"X18	Z3/8"X18			30	30	31	19	
AJJN-06-04-06	9/16"X18	7/16"X20	Z3/8"X18			26.9	25.5	26.9	14	
AJJN-06-06-04	9/16"X18	9/16"X18	Z1/4"X18			26.9	26.9	25.5	14	
AJJN-08	3/4"X16	3/4"X16	Z1/2"X14			34.8	34.8	36.7	22	
AJJN-08-08-06	3/4"X16	3/4"X16	Z3/8"X18			32	32	31	19	
AJJN-10-10-08	7/8"X14	7/8"X14	Z1/2"X14			37.8	37.8	36.7	22	
AJJN-10-10-12	7/8"X14	7/8"X14	Z3/4"X14			41	41	44	27	
AJJN-12	1.1/16"X12	1.1/16"X12	Z3/4"X14			44.2	44.2	44	27	
AJJN-16	1.5/16"X12	1.5/16"X12	Z1"X11.5			49	49	50	33	
AJJN-20	1.5/8"X12	1.5/8"X12	Z1.1/4"X11.5			55.5	55.5	54.5	41	
AJJN-24	1.7/8"X12	1.7/8"X12	Z1.1/2"X11.5			62.5	62.5	63	48	

注：螺母及衬套需另行订货。管子直径D为公制时，配用螺母及衬套分别选用NB200，NB500。管子直径为英制时，配用螺母及衬套分别选用NB200、NB300。 Note: Nut and sleeve should be ordered separately. The nut NB200 and sleeve NB500 is suitable for metric tube, the nut NB200 and sleeve NB300 is suitable inch tube.

J

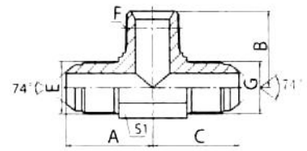

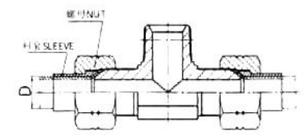

LAJNJ

美制JIC外螺纹74° 外锥 / 布锥管外螺纹分支三通

JIC MALE 74° CONE / NPT MALE BRANCH TEE

代号 PART NO.	螺纹 THREAD					尺寸 DIMENSIONS				
	E	F	G			A	B	C	S1	
AJNJ-04	7/16"X20	Z1/4"X18	7/16"X20			26.6	25.5	26.6	14	
AJNJ-04-02-04	7/16"X20	Z1/8"X27	7/16"X20			24.5	21	24.5	11	
AJNJ-05-02-05	1/2"X20	Z1/8"X27	1/2"X20			26.6	23.5	26.6	14	
AJNJ-05-04-05	1/2"X20	Z1/4"X18	1/2"X20			26.6	25.5	26.6	14	
AJNJ-06	9/16"X18	Z3/8"X18	9/16"X18			30	31	30	19	
AJNJ-06-04-06	9/16"X18	Z1/4"X18	9/16"X18			26.9	25.5	26.9	14	
AJNJ-06-08-06	9/16"X18	Z1/2"X14	9/16"X18			32	36.7	32	22	
AJNJ-08	3/4"X16	Z1/2"X14	3/4"X16			34.8	37.3	34.8	22	
AJNJ-08-06-08	3/4"X16	Z3/8"X18	3/4"X16			32	31	32	19	
AJNJ-10-08-10	7/8"X14	Z1/2"X14	7/8"X14			37.8	36.7	37.8	22	
AJNJ-12	1.1/16"X12	Z3/4"X14	1.1/16"X12			44.2	44	44.2	27	
AJNJ-16	1.5/16"X12	Z1"X11.5	1.5/16"X12			49	50	49	33	
AJNJ-20	1.5/8"X12	Z1.1/4"X11.5	1.5/8"X12			55.5	54.5	55.5	41	
AJNJ-24	1.7/8"X12	Z1.1/2"X11.5	1.7/8"X12			62.5	63	62.5	48	

注：螺母及衬套需另行订货。管子直径D为公制时，配用螺母及衬套分别选用NB200，NB500。管子直径为英制时，配用螺母及衬套分别选用NB200、NB300。 Note: Nut and sleeve should be ordered separately. The nut NB200 and sleeve NB500 is suitable for metric tube, the nut NB200 and sleeve NB300 is suitable inch tube.

J

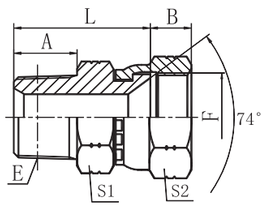

L2NJ

布锥管外螺纹 / JIC内螺纹74° 内锥

NPT MALE / JIC FEMALE 74° SEAT

代号 PART NO.	螺纹 THREAD				尺寸 DIMENSIONS				
	E	F			A	B	L	S1	S2
2NJ-02-04	Z1/8"X27	7/16"X20			10.5	9.5	24.5	12	17
2NJ-02-05	Z1/8"X27	1/2"X20			10.5	9	25	12	19
2NJ-04	Z1/4"X18	7/16"X20			15	9.5	29	17	17
2NJ-04-05	Z1/4"X18	1/2"X20			15	9	29.5	17	19
2NJ-04-06	Z1/4"X18	9/16"X18			15	9.5	29.5	17	19
2NJ-04-08	Z1/4"X18	3/4"X16			15	10.8	31.5	19	24
2NJ-06	Z3/8"X18	9/16"X18			16	9.5	30.5	19	19
2NJ-06-08	Z3/8"X18	3/4"X16			16	10.8	32.5	19	24
2NJ-06-10	Z3/8"X18	7/8"X14			16	12	35	22	27
2NJ-08	Z1/2"X14	3/4"X16			19.5	10.8	37.5	22	24
2NJ-08-06	Z1/2"X14	9/16"X18			19.5	9.5	36	22	19
2NJ-08-10	Z1/2"X14	7/8"X14			19.5	12	38	22	27
2NJ-08-12	Z1/2"X14	1.1/16"X12			19.5	13	42	27	32
2NJ-12	Z3/4"X14	1.1/16"X12			19.5	13	42	30	32
2NJ-12-08	Z3/4"X14	3/4"X16			19.5	10.8	40	30	24
2NJ-12-10	Z3/4"X14	7/8"X14			19.5	12	40.5	30	27
2NJ-12-16	Z3/4"X14	1.5/16"X12			19.5	14	42.5	32	41
2NJ-16	Z1"X11.5	1.5/16"X12			25.5	14	49	36	41
2NJ-16-12	Z1"X11.5	1.1/16"X12			25.5	13	49	36	32
2NJ-16-20	Z1"X11.5	1.5/8"X12			25.5	15	52.5	41	50
2NJ-20	Z1.1/4"X11.5	1.5/8"X12			26.5	15	52.5	46	50
2NJ-20-24	Z1.1/4"X11.5	1.7/8"X12			26.5	19	54	46	55
2NJ-24-20	Z1.1/2"X11.5	1.5/8"X12			27.5	15	56.5	50	50
2NJ-24	Z1.1/2"X11.5	1.7/8"X12			27.5	19	57	50	55

J

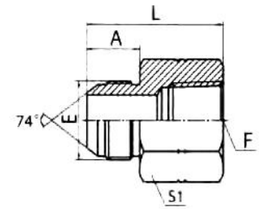

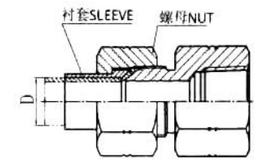

L5JN

美制JIC外螺纹74° 外锥 / 布锥管内螺纹

JIC MALE 74° CONE / NPT FEMALE

代号 PART NO.	螺纹 THREAD				尺寸 DIMENSIONS				
	E	F			A	L	S1		
5JN-04-02	7/16"X20	Z1/8"X27			14	30.2	17		
5JN-04	7/16"X20	Z1/4"X18			14	35.5	19		
5JN-05-04	1/2"X20	Z1/4"X18			14	35.3	19		
5JN-06-04	9/16"X18	Z1/4"X18			14.1	35.6	19		
5JN-06	9/16"X18	Z3/8"X18			14.1	37.1	22		
5JN-06-08	9/16"X18	Z1/2"X14			14.1	42.5	30		
5JN-08-06	3/4"X16	Z3/8"X18			16.7	39.6	22		
5JN-08	3/4"X16	Z1/2"X14			16.7	45.6	30		
5JN-08-12	3/4"X16	Z3/4"X14			16.7	45	36		
5JN-10-08	7/8"X14	Z1/2"X14			19.3	48	30		
5JN-10-12	7/8"X14	Z3/4"X14			19.3	49.7	36		
5JN-12-08	1.1/16"X12	Z1/2"X14			21.9	52.1	30		
5JN-12	1.1/16"X12	Z3/4"X14			21.9	52.3	36		
5JN-16-12	1.5/16"X12	Z3/4"X14			23.1	50	36		
5JN-16	1.5/16"X12	Z1"X11.5			23.1	59.7	41		
5JN-20	1.5/8"X12	Z1.1/4"X11.5			24.3	61.5	50		
5JN-24	1.7/8"X12	Z1.1/2"X11.5			27.5	62.5	60		
5JN-32	2.1/2"X12	Z2"X11.5			33.9	70	70		

注：螺母及衬套需另行订货。管子直径D为公制时，配用螺母及衬套分别选用NB200，NB500。管子直径为英制时，配用螺母及衬套分别选用NB200、NB300。 Note: Nut and sleeve should be ordered separately. The nut NB200 and sleeve NB500 is suitable for metric tube, the nut NB200 and sleeve NB300 is suitable inch tube.

J

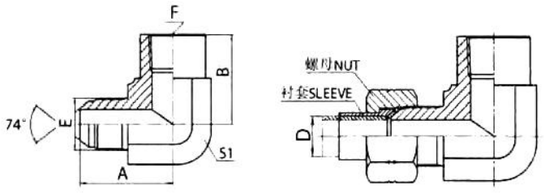

L5JN9

90° 弯JIC外螺纹74° 外锥 / 布锥管内螺纹

90° ELBOW JIC MALE 74° CONE / NPT FEMALE

代号 PART NO.	螺纹 THREAD				尺寸 DIMENSIONS				
	E	F			A	B	S1		
5JN9-04-02	7/16"X20	Z1/8"X27			27.5	16.8	16		
5JN9-04	7/16"X20	Z1/4"X18			30.9	22.4	19		
5JN9-06-04	9/16"X18	Z1/4"X18			31.2	22.4	19		
5JN9-06	9/16"X18	Z3/8"X18			33.5	25.9	24		
5JN9-08-04	3/4"X16	Z1/4"X18			31.6	22.4	19		
5JN9-08	3/4"X16	Z1/2"X14			39.5	31.2	30		
5JN9-12-08	1.1/16"X12	Z1/2"X14			46	31.2	30		
5JN9-12	1.1/16"X12	Z3/4"X14			48	34.5	33		
5JN9-12-16	1.1/16"X12	Z1"X11.5			52.5	41.1	41		
5JN9-16-12	1.5/16"X12	Z3/4"X14			49	34.5	33		
5JN9-16	1.5/16"X12	Z1"X11.5			55.1	41.1	41		
5JN9-20	1.5/8"X12	Z1.1/4"X11.5			59.2	43.2	48		
5JN9-24	1.7/8"X12	Z1.1/2"X11.5			73.4	52.8	63		

注：螺母及衬套需另行订货。管子直径D为公制时，配用螺母及衬套分别选用NB200，NB500。管子直径为英制时，配用螺母及衬套分别选用NB200、NB300。 Note: Nut and sleeve should be ordered separately. The nut NB200 and sleeve NB500 is suitable for metric tube, the nut NB200 and sleeve NB300 is suitable inch tube.

J

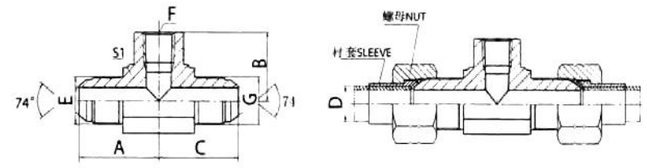

LKJNJ

美制JIC 外螺纹74° 外锥 / 布锥管内螺纹分支三通

JIC MALE 74° CONE / NPT FEMALE BRANCH TEE

代号 PART NO.	螺纹 THREAD					尺寸 DIMENSIONS				
	E	F	G			A	B	C	S1	
KJNJ-04	7/16"X20	Z1/4"X18	7/16"X20			29.5	22.4	29.5	19	
KJNJ-04-02-04	7/16"X20	Z1/8"X27	7/16"X20			26.5	16.8	26.5	16	
KJNJ-05-02-05	1/2"X20	Z1/8"X27	1/2"X20			27.5	16.8	27.5	16	
KJNJ-05-04-05	1/2"X20	Z1/4"X18	1/2"X20			29.5	22.4	29.5	19	
KJNJ-06	9/16"X18	Z3/8"X18	9/16"X18			33.5	25.9	33.5	24	
KJNJ-06-04-06	9/16"X18	Z1/4"X18	9/16"X18			30	22.4	30	19	
KJNJ-08	3/4"X16	Z1/2"X14	3/4"X16			39.5	31.2	39.5	30	
KJNJ-08-06-08	3/4"X16	Z3/8"X18	3/4"X16			36	25.9	36	24	
KJNJ-10-08-10	7/8"X14	Z1/2"X14	7/8"X14			42.5	31.2	42.5	30	
KJNJ-12	1.1/16"X12	Z3/4"X14	1.1/16"X12			48	34.5	48	33	
KJNJ-16	1.5/16"X12	Z1"X11.5	1.5/16"X12			54	41.1	54	41	
KJNJ-20	1.5/8"X12	Z1.1/4"X11.5	1.5/8"X12			59.4	43.2	59.4	48	

注：螺母及衬套需另行订货。管子直径D为公制时，配用螺母及衬套分别选用NB200，NB500。管子直径为英制时，配用螺母及衬套分别选用NB200、NB300。 Note: Nut and sleeve should be ordered separately. The nut NB200 and sleeve NB500 is suitable for metric tube, the nut NB200 and sleeve NB300 is suitable inch tube.

J

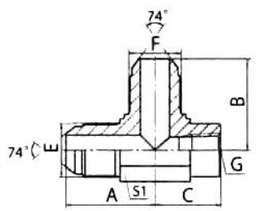

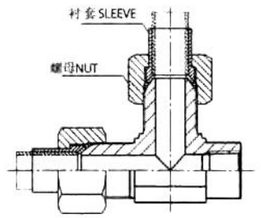

LLJJN

美制JIC 外螺纹74° 外锥 / 布锥管内螺纹主支三通

JIC MALE 74° CONE / NPT FEMALE RUN TEE

代号 PART NO.	螺纹 THREAD					尺寸 DIMENSIONS				
	E	F	G			A	B	C	S1	
LJJN-04	7/16"X20	7/16"X20	Z1/4"X18			30.9	30.9	25.1	19	
LJJN-04-04-02	7/16"X20	7/16"X20	Z1/8"X27			27.5	27.5	16.8	16	
LJJN-06	9/16"X18	9/16"X18	Z3/8"X18			33.5	33.5	26.8	24	
LJJN-06-06-04	9/16"X18	9/16"X18	Z1/4"X18			30	30	22.5	19	
LJJN-08	3/4"X16	3/4"X16	Z1/2"X14			39.5	39.5	33	30	
LJJN-08-08-06	3/4"X16	3/4"X16	Z3/8"X18			36	36	25.9	24	
LJJN-10-10-08	7/8"X14	7/8"X14	Z1/2"×14			42.5	42.5	31.2	30	
LJJN-12	1.1/16"X12	1.1/16"X12	Z3/4"X14			48	48	39	33	
LJJN-16	1.5/16"X12	1.5/16"X12	Z1"X11.5			55.1	55.1	43.9	41	
LJJN-20	1.5/8"X12	1.5/8"X12	Z1.1/4"X11.5			59.2	59.2	43.3	48	

注：螺母及衬套需另行订货。管子直径D为公制时，配用螺母及衬套分别选用NB200，NB500。管子直径为英制时，配用螺母及衬套分别选用NB200、NB300。 Note: Nut and sleeve should be ordered separately. The nut NB200 and sleeve NB500 is suitable for metric tube, the nut NB200 and sleeve NB300 is suitable inch tube.

美制螺纹74° 锥面扩口接头 JIC 74° CONE FLARED TUBE ADAPTERS

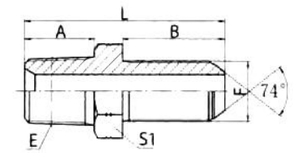

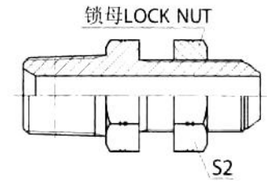

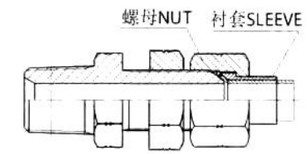

L6NJ

L6NJ-LN

美制NPT外螺纹 / 美制JIC外螺纹74° 外锥过板接头

NPT MALE / JIC MALE 74° CONE BULKHEAD

代号 PART NO.	螺纹 THREAD				尺寸 DIMENSIONS				
	E	F			A	B	L	S1	S2
6NJ-02-04	Z1/8"X27	7/16"X20			10.5	32.5	49	17	17
6NJ-04	Z1/4"X18	7/16"X20			15	32.5	53.5	17	17
6NJ-04-06	Z1/4"X18	9/16"X18			15	32.5	55.5	22	22
6NJ-06	Z3/8"X18	9/16"X18			16	32.5	56.5	22	22
6NJ-08	Z1/2"X14	3/4"X16			19.5	36.5	64	24	24
6NJ-08-10	Z1/2"X14	7/8"X14			19.5	40	69.5	30	30
6NJ-12	Z3/4"X14	1.1/16"X12			19.5	44.5	75	36	36
6NJ-16	Z1"X11.5	1.5/16"X12			25.5	44.5	83	41	41
6NJ-20	Z1.1/4"X11.5	1.5/8"X12			26.5	45.7	87	50	50
6NJ-24	Z1.1/2"X11.5	1.7/8"X12			27.5	46	88.5	55	55

注：如需带锁母订货，则请在代号后加“LN”，如6NJ–12LN。螺母及衬套需另行订货。管子直径D为公制时，配用螺母及衬套分别选用NB200、NB500。管子直径为英制时，配用螺母及衬套分别选用NB200、NB300。 Note: In case if you are interested to order the adapter with lock nut, please insert suffix "LN" after our part NO., for example 6NJ–12LN. Nut and sleeve should be ordered separately. The nut NB200 and sleeve Nb500 is suitable for metric tube, the nut NB200 and sleeve NB300 is suitable for inch tube.

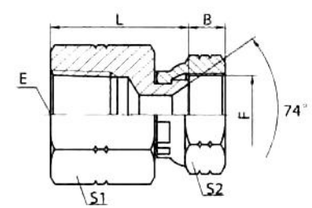

L7NJ-S

美制布锥管内螺纹 / 美制JIC内螺纹74° 内锥

NPT FEMALE / JIC FEMALE 74° SEAT

代号 PART NO.	螺纹 THREAD				尺寸 DIMENSIONS				
	E	F				B	L	S1	S2
7NJ-04S	Z1/4"X18	7/16"X20				9.5	29	19	17
7NJ-04-06S	Z1/4"X18	9/16"X18				9.5	29	19	19
7NJ-06S	Z3/8"X18	9/16"X18				9.5	30	24	19
7NJ-06-08S	Z3/8"X18	3/4"X16				10.8	32	24	24
7NJ-08S	Z1/2"X14	3/4"X16				10.8	37.5	30	24
7NJ-08-10S	Z1/2"X14	7/8"X14				12	38	30	27
7NJ-08-12S	Z1/2"X14	1.1/16"X12				13	37.5	30	32
7NJ-12S	Z3/4"X14	1.1/16"X12				13	40.5	36	32
7NJ-16S	Z1"X11.5	1.5/16"X12				14	47.5	41	41
7NJ-20S	Z1.1/4"X11.5	1.5/8"X12				15	52	50	50
7NJ-24S	Z1.1/2"X11.5	1.7/8"X12				19	53. 5	60	55

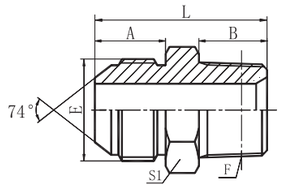

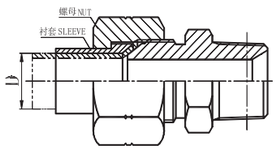

L1JT-SP

美制JIC外螺纹74° 外锥 / 英锥管外螺纹

JIC MALE 74° CONE / BSPT MALE

代号 PART NO.	螺纹 THREAD E	螺纹 THREAD F			尺寸 DIMENSIONS A	B	L	S1	
1JT-04-02SP	7/16"X20	R1/8"X28			14	10	30	12	
1JT-04SP	7/16"X20	R1/4"X19			14	14.5	34.5	14	
1JT-04-06SP	7/16"X20	R3/8"X19			14	15	35	17	
1JT-05-02SP	1/2"X20	R1/8"X28			14	10.5	30.5	14	
1JT-05-04SP	1/2"X20	R1/4"X19			14	14.5	34	14	
1JT-05-06SP	1/2"X20	R3/8"X19			14	15	35	17	
1JT-06-02SP	9/16"X18	R1/8"X28			14.1	10.5	30.5	17	
1JT-06-04SP	9/16"X18	R1/4"X19			14.1	14.5	34	17	
1JT-06SP	9/16"X18	R3/8"X19			14.1	15	34	17	
1JT-06-08SP	9/16"X18	R1/2"X14			14.1	20	41	22	
1JT-08-06SP	3/4"X16	R3/8"X19			16.7	15	39	22	
1JT-08SP	3/4"X16	R1/2"X14			16.7	20	44.5	22	
1JT-08-12SP	3/4"X16	R3/4"X14			16.7	20	46	30	
1JT-10-06SP	7/8"X14	R3/8"X19			19.3	15	42.5	24	
1JT-10-08SP	7/8"X14	R1/2"X14			19.3	20	46.5	24	
1JT-10-12SP	7/8"X14	R3/4"X14			19.3	20	48.5	30	
1JT-12-08SP	1.1/16"X12	R1/2"X14			21.9	20	51	30	
1JT-12SP	1.1/16"X12	R3/4"X14			21.9	20	51	30	
1JT-12-16SP	1.1/16"X12	R1"X11			21.9	25.5	57.5	36	
1JT-14-12SP	1.3/16"X12	R3/4"X14			22.6	20	52.5	32	
1JT-14-16SP	1.3/16"X12	R1"X11			22.6	25.5	57.5	36	
1JT-16-12SP	1.5/16"X12	R3/4"X14			23.1	20	53	36	
1JT-16SP	1.5/16"X12	R1"X11			23.1	25.5	59	36	
1JT-16-20SP	1.5/16"X12	R1.1/4"X11			23.1	26.5	61.5	46	
1JT-20-16SP	1.5/8"X12	R1"X11			24.3	25.5	62.5	46	
1JT-20SP	1.5/8"X12	R1.1/4"X11			24.3	26.5	63	46	
1JT-20-24SP	1.5/8"X12	R1.1/2"X14			24.3	26.5	66.5	50	
1JT-24-20SP	1.7/8"X12	R1.1/4"X11			27.5	26.5	67.5	50	
1JT-24SP	1.7/8"X12	R1.1/2"X11			27.5	26.5	69.5	50	
1JT-24-32SP	1.7/8"X12	R2"X11			27.5	30	73.6	65	
1JT-32-24SP	2.1/2"X12	R1.1/2"X11			33.9	26.5	77.5	65	
1JT-32SP	2.1/2"X12	R2"X11			33.9	30	80	65	

注：螺母及衬套需另行订货。管子直径D为公制时，配用螺母及衬套分别选用NB200，NB500。管子直径为英制时，配用螺母及衬套分别选用NB200、NB300。 Note: Nut and sleeve should be ordered separately. The nut NB200 and sleeve NB500 is suitable for metric tube, the nut NB200 and sleeve NB300 is suitable inch tube.

J

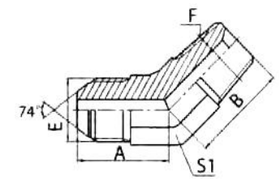

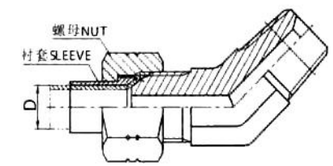

L1JT4-SP

45° 弯美制JIC外螺纹74° 外锥 / 英锥管外螺纹

45° ELBOW JIC MALE 74° CONE / BSPT MALE

代号 PART NO.	螺纹 THREAD E	螺纹 THREAD F			尺寸 DIMENSIONS A	B	S1		
1JT4-04-02SP	7/16"X20	R1/8"X28			21.5	17	11		
1JT4-04SP	7/16"X20	R1/4"X19			22.3	21	14		
1JT4-04-06SP	7/16"X20	R3/8"X19			22.8	23	16		
1JT4-04-08SP	7/16"X20	R1/2"X14			24.5	29.5	22		
1JT4-05-02SP	1/2"X20	R1/8"X28			21.5	17.5	14		
1JT4-05-04SP	1/2"X20	R1/4"X19			22.3	21	14		
1JT4-05-06SP	1/2"X20	R3/8"X19			22.8	23	16		
1JT4-06-02SP	9/16"X18	R1/8"X28			22.8	18.2	14		
1JT4-06-04SP	9/16"X18	R1/4"X19			22.8	21	14		
1JT4-06SP	9/16"X18	R3/8"X19			22.5	23	16		
1JT4-06-08SP	9/16"X18	R1/2"X14			25	29.5	22		
1JT4-08-04SP	3/4"X16	R1/4"X19			26.8	22	19		
1JT4-08-06SP	3/4"X16	R3/8"X19			26.8	24	19		
1JT4-08SP	3/4"X16	R1/2"X14			28	29.5	22		
1JT4-08-12SP	3/4"X16	R3/4"X14			29	30.5	27		
1JT4-10-06SP	7/8"X14	R3/8"X19			31	25	22		
1JT4-10-08SP	7/8"X14	R1/2"X14			31	29.5	22		
1JT4-10-12SP	7/8"X14	R3/4"X14			32	30.5	27		
1JT4-12-08SP	1.1/16"X12	R1/2"X14			35.5	30	27		
1JT4-12SP	1.1/16"X12	R3/4"X14			35.5	30.5	27		
1JT4-12-16SP	1.1/16"X12	R1"X11			37.5	38	33		
1JT4-16-12SP	1.5/16"X12	R3/4"X14			38.5	32.5	33		
1JT4-16SP	1.5/16"X12	R1"X11			40	40	33		
1JT4-16-20SP	1.5/16"X12	R1.1/4"X11			42	43	41		
1JT4-20-16SP	1.5/8"X12	R1"X11			43	42	41		
1JT4-20SP	1.5/8"X12	R1.1/4"X11			43	43	41		
1JT4-20-24SP	1.5/8"X12	R1.1/2"X11			46	47.5	48		
1JT4-24-20SP	1.7/8"X12	R1.1/4"X11			49	45.5	48		
1JT4-24SP	1.7/8"X12	R1.1/2"X11			49	47.5	48		
1JT4-32SP	2.1/2"X12	R2"X11			58	50	63		

注：螺母及衬套需另行订货。管子直径D为公制时，配用螺母及衬套分别选用NB200，NB500。管子直径为英制时，配用螺母及衬套分别选用NB200、NB300。 Note: Nut and sleeve should be ordered separately. The nut NB200 and sleeve NB500 is suitable for metric tube, the nut NB200 and sleeve NB300 is suitable inch tube.

J

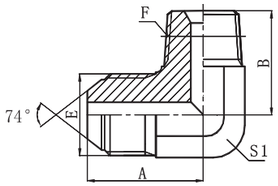

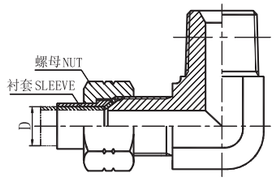

L1JT9-SP

90° 弯美制JIC外螺纹74° 外锥 / 英锥管外螺纹

90° ELBOW JIC MALE 74° CONE / BSPT MALE

代号 PART NO.	螺纹 THREAD				尺寸 DIMENSIONS				
	E	F			A	B	S1		
1JT9-02SP	5/16"X24	R1/8"X28			20.5	21	11		
1JT9-04-02SP	7/16"X20	R1/8"X28			24.5	21	11		
1JT9-04SP	7/16"X20	R1/4"X19			26.6	25.5	14		
1JT9-04-06SP	7/16"X20	R3/8"X19			27.5	28.5	16		
1JT9-05-02SP	1/2"X20	R1/8"X28			26.6	24	14		
1JT9-05-04SP	1/2"X20	R1/4"X19			26.6	25.5	14		
1JT9-05-06SP	1/2"X20	R3/8"X19			27.5	28.5	16		
1JT9-06-02SP	9/16"X18	R1/8"X28			26.9	24	14		
1JT9-06-04SP	9/16"X18	R1/4"X19			26.9	25.5	14		
1JT9-06SP	9/16"X18	R3/8"X19			28.5	28.5	16		
1JT9-06-08SP	9/16"X18	R1/2"X14			32	36	22		
1JT9-08-04SP	3/4"X16	R1/4"X19			32	28	19		
1JT9-08-06SP	3/4"X16	R3/8"X19			32	30.5	19		
1JT9-08SP	3/4"X16	R1/2"X14			34.8	37	22		
1JT9-08-12SP	3/4"X16	R3/4"X14			37.9	43.5	27		
1JT9-10-06SP	7/8"X14	R3/8"X19			38	32.5	22		
1JT9-10-08SP	7/8"X14	R1/2"X14			37.8	36	22		
1JT9-10-12SP	7/8"X14	R3/4"X14			41	43.5	27		
1JT9-12-08SP	1.1/16"X12	R1/2"X14			44.2	40	27		
1JT9-12SP	1.1/16"X12	R3/4"X14			44.2	43.5	27		
1JT9-12-16SP	1.1/16"X12	R1"X11			48	50	33		
1JT9-16-12SP	1.5/16"X12	R3/4"X14			49	48	33		
1JT9-16SP	1.5/16"X12	R1"X11			49	50	33		
1JT9-16-20SP	1.5/16"X12	R1.1/4"X11			54	56.5	41		
1JT9-20-16SP	1.5/8"X12	R1"X11			55.5	56.5	41		
1JT9-20SP	1.5/8"X12	R1.1/4"X11			55.5	56.5	41		
1JT9-24-20SP	1.7/8"X12	R1.1/4"X11			62.5	61	48		
1JT9-24SP	1.7/8"X12	R1.1/2"X11			65	58	50		
1JT9-24-32SP	1.7/8"X12	R2"X11			74.5	67	63		
1JT9-32SP	2.1/2"X12	R2"X11			75.4	67	63		

注：螺母及衬套需另行订货。管子直径D为公制时，配用螺母及衬套分别选用NB200，NB500。管子直径为英制时，配用螺母及衬套分别选用NB200、NB300。 Note: Nut and sleeve should be ordered separately. The nut NB200 and sleeve NB500 is suitable for metric tube, the nut NB200 and sleeve NB300 is suitable inch tube.

J

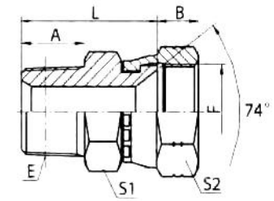

L2TJ-SP

英锥管外螺纹 / 美制JIC内螺纹74° 内锥

BSPT MALE / JIC FEMALE 74° SEAT

代号 PART NO.	螺纹 THREAD				尺寸 DIMENSIONS				
	E	F			A	B	L	S1	S2
2TJ-02-04SP	R1/8"X28	7/16"X20			10	9.5	24	12	17
2TJ-04SP	R1/4"X19	7/16"X20			14.5	9.5	28.5	14	17
2TJ-04-05SP	R1/4"X19	1/2"X20			14.5	9	29	14	19
2TJ-04-06SP	R1/4"X19	9/16"X18			14.5	9.5	29.5	14	19
2TJ-06-05SP	R3/8"X19	1/2"X20			15	9	29.5	19	19
2TJ-06SP	R3/8"X19	9/16"X18			15	9.5	30.5	19	19
2TJ-06-08SP	R3/8"X19	3/4"X16			15	10.8	31.5	19	24
2TJ-08SP	R1/2"X14	3/4"X16			20	10.8	37.5	22	24
2TJ-08-10SP	R1/2"X14	7/8"X14			20	12	38.5	24	27
2TJ-08-12SP	R1/2"X14	1.1/16"X12			20	13	41.5	27	32
2TJ-12SP	R3/4"X14	1.1/16"X12			20	13	41.5	30	32
2TJ-12-16SP	R3/4"X14	1.5/16"X12			20	14	43.5	32	41
2TJ-16SP	R1"X11	1.5/16"X12			25.5	14	48.5	36	41
2TJ-20SP	R1.1/4"X11	1.5/8"X12			26.5	15	55	46	50
2TJ-24SP	R1.1/2"X11	1.7/8"X12			26.5	19	59.5	50	55

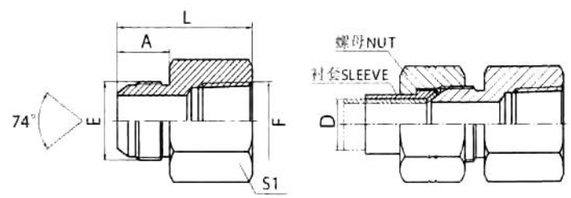

L5JT

美制JIC外螺纹74° 外锥 / 英锥管内螺纹

JIC MALE 74° CONE / BSPT MALE

代号 PART NO.	螺纹 THREAD				尺寸 DIMENSIONS				
	E	F			A	L	S1		
5JT-04-02	7/16"X20	Rc1/8"X28			14	30	14		
5JT-04	7/16"X20	Rc1/4"X19			14	35.5	19		
5JT-06-04	9/16"X18	Rc1/4"X19			14.1	35.5	19		
5JT-06	9/16"X18	Rc3/8"X19			14.1	36.5	22		
5JT-08-06	3/4"X16	Rc3/8"X19			16.7	39.5	22		
5JT-08	3/4"X16	Rc1/2"X14			16.7	45.5	27		
5JT-10-08	7/8"X14	Rc1/2"X14			19.3	48	27		
5JT-12	1.1/16"X12	Rc3/4"X14			21.9	52.5	36		
5JT-16	1.5/16"X12	Rc1"X11			23.1	59.5	41		

注：螺母及衬套需另行订货。管子直径D为公制时，配用螺母及衬套分别选用NB200，NB500。管子直径为英制时，配用螺母及衬套分别选用NB200、NB300。 Note: Nut and sleeve should be ordered separately. The nut NB200 and sleeve NB500 is suitable for metric tube, the nut NB200 and sleeve NB300 is suitable inch tube.

J

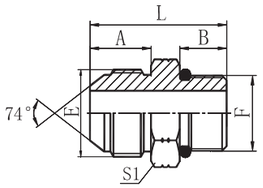

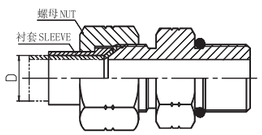

L1JO

美制JIC外螺纹74° 外锥 /
美制SAE外螺纹带O形圈轻系列ISO 11926-3
JIC MALE 74° CONE /
SAE O-RING BOSS L-SERIES ISO 11926-3

代号 PART NO.	螺纹 THREAD		O形圈 O-RING		尺寸 DIMENSIONS				
	E	F		F端	A	B	L	S1	
1JO-04-02	7/16"X20	5/16"X24		O902	14	7.5	27.5	14	
1JO-04-03	7/16"X20	3/8"X24		O903	14	7.54	27.5	14	
1JO-04	7/16"X20	7/16"X20		O904	14	9.14	29	14	
1JO-04-05	7/16"X20	1/2"X20		O905	14	9.14	29	17	
1JO-04-06	7/16"X20	9/16"Xl8		O906	14	10	30	17	
1JO-04-08	7/16"X20	3/4"X16		O908	14	11.13	33	22	
1JO-05	1/2"X20	1/2"X20		O905	14	9.14	29	17	
1JO-05-04	1/2"X20	7/16"X20		O904	14	9.14	29	14	
1JO-05-06	1/2"X20	9/16"Xl8		O906	14	10	30	17	
1JO-05-08	1/2"X20	3/4"X16		O908	14	11.13	33	22	
1JO-06	9/16"X18	9/16"X18		O906	14.1	10	30	17	
1JO-06-04	9/16"X18	7/16"X20		O904	14.1	9.14	29	17	
1JO-06-05	9/16"X18	1/2"X20		O905	14.1	9.14	29.5	17	
1JO-06-08	9/16"X18	3/4"X16		O908	14.1	11.13	33	22	
1JO-06-10	9/16"X18	7/8"X14		O910	14.1	12.7	37	27	
1JO-06-12	9/16"X18	1.1/16"X12		O912	14.1	15.1	40	32	
1JO-08	3/4"X16	3/4"X16		O908	16.7	11.13	36	22	
1JO-08-04	3/4"X16	7/16"X20		O904	16.7	9.14	34	22	
1JO-08-06	3/4"X16	9/16"Xl8		O906	16.7	10	35	22	
1JO-08-10	3/4"X16	7/8"X14		O910	16.7	12.7	40	27	
1JO-08-12	3/4"X16	1.1/16"X12		O912	16.7	15.1	43	32	
1JO-08-14	3/4"X16	1.3/16"X12		O914	16.7	15.1	43	36	
1JO-10	7/8"X14	7/8"X14		O910	19.3	12.7	42.5	27	
1JO-10-08	7/8"X14	3/4"X16		O908	19.3	11.13	39	24	
1JO-10-12	7/8"X14	1.1/16"X12		O912	19.3	15.1	45.5	32	
1JO-10-14	7/8"X14	1.3/16"X12		O914	19.3	15.1	45.5	36	
1JO-12	1.1/16"Xl2	1.1/16"X12		O912	21.9	15.1	48	32	
1JO-12-08	1.1/16"Xl2	3/4"X16		O908	21.9	11.13	43	30	
1JO-12-10	1.1/16"X12	7/8"X14		O910	21.9	12.7	45	30	
1JO-12-14	1.1/16"X12	1.3/16"X12		O914	21.9	15.1	48	36	
1JO-12-16	1.1/16"X12	1.5/16"X12		O916	21.9	15.1	48	38	
1JO-14	1.3/16"X12	1.3/16"X12		O914	22.6	15.1	48.5	36	
1JO-14-12	1.3/16"X12	1.1/16"X12		O912	22.6	15.1	48.5	32	
1JO-14-16	1.3/16"X12	1.5/16"X12		O916	22.6	15.1	50.5	38	

接下页

J

接上页

代号 PART NO.	螺纹 THREAD		O形圈 O-RING		尺寸 DIMENSIONS				
	E	F		F端	A	B	L	S1	
1JO-16	1.5/16"X12	1.5/16"X12		O916	23.1	15.1	49	38	
1JO-16-12	1.5/16"X12	1.1/16"X12		O912	23.1	15.1	49.2	36	
1JO-16-14	1.5/16"X12	1.3/16"X12		O914	23.1	15.1	49	36	
1JO-16-20	1.5/16"X12	1.5/8"X12		O920	23.1	15.1	53	50	
1JO-20	1.5/8"X12	1.5/8"X12		O920	24.3	15.1	54.5	50	
1JO-20-16	1.5/8"X12	1.5/16"X12		O916	24.3	15.1	52.5	46	
1JO-20-24	1.5/8"X12	1.7/8"X12		O924	24.3	15.1	54.5	55	
1JO-24	1.7/8"X12	1.7/8"X12		O924	27.5	15.1	57.5	55	
1JO-24-20	1.7/8"X12	1.5/8"X12		O920	27.5	15.1	57.5	50	
1JO-24-32	1.7/8"X12	2.1/2"X11		O932	27.5	15.1	59.5	70	
1JO-32	2.1/2"X11	2.1/2"X11		O932	33.9	15.1	66	70	

注：螺母及衬套需另行订货。管子直径D为公制时，配用螺母及衬套分别选用NB200，NB500。管子直径为英制时，配用螺母及衬套分别选用NB200、NB300。 Note: Nut and sleeve should be ordered separately. The nut NB200 and sleeve NB500 is suitable for metric tube, the nut NB200 and sleeve NB300 is suitable inch tube.

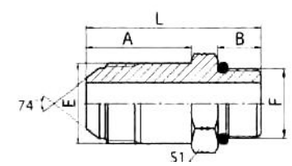

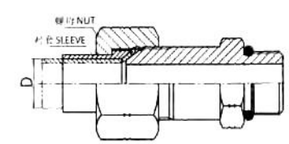

L1JO-L

加长美制JIC外螺纹74° 外锥 /
美制SAE外螺纹带O形圈轻系列ISO 11926-3
LONG JIC MALE 74° CONE /
SAE O-RING BOSS L-SERIES ISO 11926-3

代号 PART NO.	螺纹 THREAD		O形圈 O-RING		尺寸 DIMENSIONS				
	E	F		F端	A	B	L	S1	
1JO-04L	7/16"X20	7/16"X20		O904	35	9.14	50.5	14	
1JO-05L	1/2"X20	1/2"X20		O905	37	9.14	52.5	17	
1JO-06L	9/16"X18	9/16"X18		O906	39.5	9.93	55.5	17	
1JO-08L	3/4"X16	3/4"X16		O908	48	11.13	67.5	22	
1JO-10L	7/8"X14	7/8"X14		O910	53	12.7	76	27	
1JO-12L	1.1/16"X12	1.1/16"X12		O912	63	15.1	89	32	
1JO-16L	1.5/16"X12	1.5/16"X12		O916	72	15.1	100	38	
1JO-20L	1.5/8"X12	1.5/8"X12		O920	88.1	15.1	118	50	

注：螺母及衬套需另行订货。管子直径D为公制时，配用螺母及衬套分别选用NB200，NB500。管子直径为英制时，配用螺母及衬套分别选用NB200、NB300。 Note: Nut and sleeve should be ordered separately. The nut NB200 and sleeve NB500 is suitable for metric tube, the nut NB200 and sleeve NB300 is suitable inch tube.

J

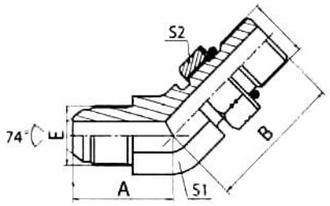

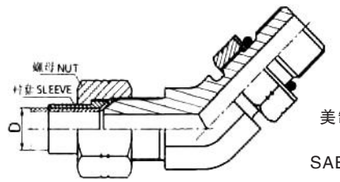

L1JO4-OG

45° 弯美制JIC外螺纹74° 外锥 /
美制SAE外螺纹带O形圈轻系列ISO 11926-3

45° ELBOW JIC MALE 74° CONE /
SAE O-RING BOSS L-SERIES ISO 11926-3

代号 PART NO.	螺纹 THREAD		O形圈 O-RING		尺寸 DIMENSIONS				
	E	F		F端	A	B	S1	S2	
1JO4-04OG	7/16"X20	7/16"X20		O904	21	24	11	17	
1JO4-04-06OG	7/16"X20	9/16"X18		O906	22.3	27.5	14	19	
1JO4-04-08OG	7/16"X20	3/4"X16		O908	23.5	31.5	19	24	
1JO4-05OG	1/2"X20	1/2"X20		O905	22	26.7	14	17	
1JO4-05-04OG	1/2"X20	7/16"X20		O904	22.3	26	14	17	
1JO4-06OG	9/16"X18	9/16"X18		O906	23.5	28	14	19	
1JO4-06-04OG	9/16"X18	7/16"X20		O904	22.8	26	14	17	
1JO4-06-05OG	9/16"X18	1/2"X20		O905	22.8	26.5	14	17	
1JO4-06-08OG	9/16"X18	3/4"X16		O908	23	32.5	19	24	
1JO4-06-10OG	9/16"X18	7/8"X14		O910	25.5	38.5	22	27	
1JO4-08OG	3/4"X16	3/4"X16		O908	25.8	32.5	19	24	
1JO4-08-06OG	3/4"X16	9/16"X18		O906	25.5	28	19	19	
1JO4-08-10OG	3/4"X16	7/8"X14		O910	28	38.7	22	27	
1JO4-08-12OG	3/4"X16	1.1/16"X12		O912	30	43.9	27	32	
1JO4-10OG	7/8"X14	7/8"X14		O910	29.5	38.7	22	27	
1JO4-10-08OG	7/8"X14	3/4"X16		O908	29.5	33	22	24	
1JO4-10-12OG	7/8"X14	1.1/16"X12		O912	33	43.9	27	32	
1JO4-12OG	1.1/16"X12	1.1/16"X12		O912	34	43.5	27	32	
1JO4-12-10OG	1.1/16"X12	7/8"X14		O910	34	42	27	27	
1JO4-12-16OG	1.1/16"X12	1.5/16"X12		O916	37	45.5	33	41	
1JO4-14OG	1.3/16"X12	1.3/16"X12		O914	37	44	30	36	
1JO4-16OG	1.5/16"X12	1.5/16"X12		O916	38	45.5	33	41	
1JO4-16-12OG	1.5/16"X12	1.1/16"X12		O912	38	45	33	32	
1JO4-16-20OG	1.5/16"X12	1.5/8"X12		O920	40.5	47	41	50	
1JO4-20OG	1.5/8"X12	1.5/8"X12		O920	42	48.5	41	50	
1JO4-20-24OG	1.5/8"X12	1.7/8"X12		O924	46	50	48	55	
1JO4-24OG	1.7/8"X12	1.7/8"X12		O924	48	50	48	55	
1JO4-32OG	2.1/2"X12	2.1/2"X12		O932	58	54	63	70	

注：1 螺母及衬套需另行订货。管子直径D为公制时，配用螺母及衬套分别选用NB200，NB500。管子直径为英制时，配用螺母及衬套分别选用NB200、NB300。 2 F端与ISO 11926-1 油口相配。 Note: 1 Nut and sleeve should be ordered separately. The nut NB200 and sleeve NB500 is suitable for metric tube, the nut NB200 and sleeve NB300 is suitable inch tube. 2 F end is connected with ISO 11926-1 port.

J

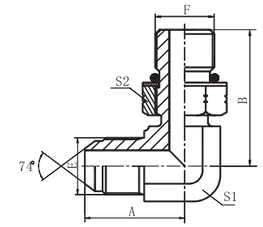

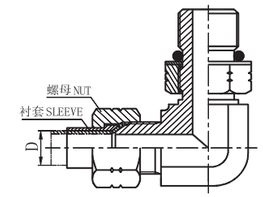

L1JO9-OG

90° 弯美制JIC外螺纹74° 外锥 /
美制SAE外螺纹带O形圈轻系列ISO 11926-3

90° ELBOW JIC MALE 74° CONE /
SAE O-RING BOSS L-SERIES ISO 11926-3

代号 PART NO.	螺纹 THREAD		O形圈 O-RING		尺寸 DIMENSIONS				
	E	F		F端	A	B	S1	S2	
1JO9-04-03OG	7/16"X20	3/8"X24		O903	24.5	28	11	14	
1JO9-04OG	7/16"X20	7/16"X20		O904	24.5	28.2	11	17	
1JO9-04-05OG	7/16"X20	1/2"X20		O905	26.6	29.9	14	17	
1JO9-04-06OG	7/16"X20	9/16"X18		O906	26.6	31.8	14	19	
1JO9-05-04OG	1/2"X20	7/16"X20		O904	26.6	30	14	17	
1JO9-05OG	1/2"X20	1/2"X20		O905	26.6	29	14	17	
1JO9-05-06OG	1/2"X20	9/16"X18		O906	26.6	31.8	14	19	
1JO9-06-04OG	9/16"X18	7/16"X20		O904	26.9	32	14	17	
1JO9-06-05OG	9/16"X18	1/2"X20		O905	26.9	29.9	14	17	
1JO9-06OG	9/16"X18	9/16"X18		O906	26.9	31.8	14	19	
1JO9-06-08OG	9/16"X18	3/4"X16		O908	30	36.8	19	24	
1JO9-08-04OG	3/4"X16	7/16"X20		O904	32	33	19	17	
1JO9-08-06OG	3/4"X16	9/16"X18		O906	33	33.5	19	19	
1JO9-08OG	3/4"X16	3/4"X16		O908	33	36.8	19	24	
1JO9-08-10OG	3/4"X16	7/8"X14		O910	34.8	44	22	27	
1JO9-08-12OG	3/4"X16	1.1/16"X12		O912	37.9	51	27	32	
1JO9-10-08OG	7/8"X14	3/4"X16		O908	38	40	22	24	
1JO9-10OG	7/8"X14	7/8"X14		O910	37.8	44	22	27	
1JO9-10-12OG	7/8"X14	1.1/16"X12		O912	41	51	27	32	
1JO9-12-08OG	1.1/16"X12	3/4"X16		O908	45	44	27	24	
1JO9-12-10OG	1.1/16"X12	7/8"X14		O910	44.2	47	27	27	
1JO9-12OG	1.1/16"X12	1.1/16"X12		O912	44.2	51	27	32	
1JO9-12-16OG	1.1/16"X12	1.5/16"X12		O916	47.8	54.5	33	41	
1JO9-14OG	1.3/16"X12	1.3/16"X12		O914	47.5	53	30	36	
1JO9-14-16OG	1.3/16"X12	1.5/16"X12		O916	48.5	54.5	33	41	
1JO9-16-12OG	1.5/16"X12	1.1/16"X12		O912	48.8	54.5	33	32	
1JO9-16-14OG	1.5/16"X12	1.3/16"X12		O914	49	56	33	36	
1JO9-16OG	1.5/16"X12	1.5/16"X12		O916	48.8	54.5	33	41	
1JO9-16-20OG	1.5/16"X12	1.5/8"X12		O920	53.8	59	41	50	
1JO9-20-16OG	1.5/8"X12	1.5/16"X12		O916	55.5	59.5	41	41	
1JO9-20OG	1.5/8"X12	1.5/8"X12		O920	55.3	59	41	50	
1JO9-20-24OG	1.5/8"X12	1.7/8"X12		O924	59.4	63	48	55	
1JO9-24OG	1.7/8"X12	1.7/8"X12		O924	62.5	63	48	55	
1JO9-32OG	2.1/2"X12	2.1/2"X12		O932	80	76	63	70	

注：1 螺母及衬套需另行订货。管子直径D为公制时，配用螺母及衬套分别选用NB200，NB500。管子直径为英制时，配用螺母及衬套分别选用NB200、NB300。 2 F端与ISO 11926-1 油口相配。 Note: 1 Nut and sleeve should be ordered separately. The nut NB200 and sleeve NB500 is suitable for metric tube, the nut NB200 and sleeve NB300 is suitable inch tube. 2 F end is connected with ISO 11926-1 port.

J

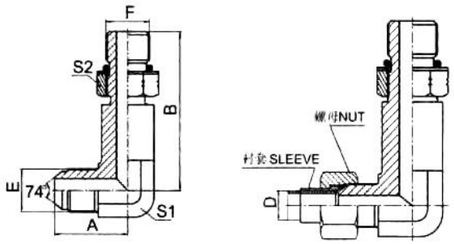

L1JO9-OG/L

90° 弯美制JIC外螺纹74° 外锥 /
加长美制SAE外螺纹带O形圈轻系列ISO 11926-3
90° ELBOW JIC MALE 74° CONE /
LONG SAE O-RING BOSS L-SERIES ISO 11926-3

代号 PART NO.	螺纹 THREAD		O形圈 O-RING		尺寸 DIMENSIONS				
	E	F		F端	A	B	S1	S2	
1JO9-04OG/L	7/16"X20	7/16"X20		O904	24.5	44	11	17	
1JO9-06OG/L	9/16"X18	9/16"X18		O906	26.9	52.8	14	19	
1JO9-08OG/L	3/4"X16	3/4"X16		O908	32.5	63.5	19	24	
1JO9-10OG/L	7/8"X14	7/8"X14		O910	37.8	73.4	22	27	
1JO9-12OG/L	1.1/16"X12	1.1/16"X12		O912	44.2	84.8	27	32	
1JO9-16OG/L	1.5/16"X12	1.5/16"X12		O916	49	94.5	33	41	

注：1 螺母及衬套需另行订货。管子直径D为公制时，配用螺母及衬套分别选用NB200，NB500。管子直径为英制时，配用螺母及衬套分别选用NB200、NB300。 2 F端与ISO 11926-1 油口相配。 Note: 1 Nut and sleeve should be ordered separately. The nut NB200 and sleeve NB500 is suitable for metric tube, the nut NB200 and sleeve NB300 is suitable inch tube. 2 F end is connected with ISO 11926-1 port.

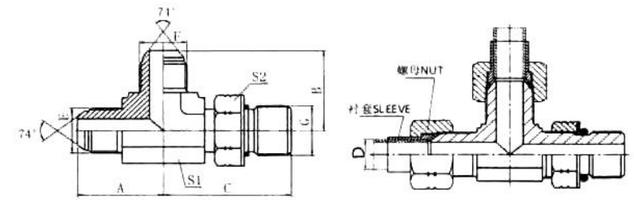

LAJJO-OG

美制JIC外螺纹74° 外锥 /
美制SAE外螺纹带O形圈轻系列ISO 11926-3主支三通
JIC MALE 74° CONE /
SAE O-RING BOSS L-SERIES ISO 11926-3 RUN TEE

代号 PART NO.	螺纹 THREAD			O形圈 O-RING		尺寸 DIMENSIONS				
	E	F	G		G端	A	B	C	S1	S2
AJJO-04OG	7/16"X20	7/16"X20	7/16"X20		O904	24.5	24.5	27.2	11	17
AJJO-05OG	1/2"X20	1/2"X20	1/2"X20		O905	26.6	26.6	29	14	17
AJJO-05-05-04OG	1/2"X20	1/2"X20	7/16"X20		O904	26.6	26.6	30	14	17
AJJO-06OG	9/16"X18	9/16"X18	9/16"X18		O906	26.9	26.9	31.8	14	19
AJJO-06-06-04OG	9/16"X18	9/16"X18	7/16"X20		O904	26.9	26.9	30.1	14	17
AJJO-06-06-05OG	9/16"X18	9/16"X18	1/2"X20		O905	26.9	26.9	30	14	17
AJJO-06-06-08OG	9/16"X18	9/16"X18	3/4"X16		O908	30	30	37.5	19	24
AJJO-08OG	3/4"X16	3/4"X16	3/4"X16		O908	33	33	36.8	19	24
AJJO-08-08-06OG	3/4"X16	3/4"X16	9/16"X18		O906	32	32	33.5	19	19
AJJO-08-08-10OG	3/4"X16	3/4"X16	7/8"X14		O910	34.8	34.8	44	22	27
AJJO-10OG	7/8"X14	7/8"X14	7/8"X14		O910	37.8	37.8	44	22	27
AJJO-10-10-08OG	7/8"X14	7/8"X14	3/4"X16		O908	37.8	37.8	39.5	22	24
AJJO-12OG	1.1/16"X12	1.1/16"X12	1.1/16"X12		O912	44.2	44.2	51	27	32
AJJO-12-12-08OG	1.1/16"X12	1.1/16"X12	3/4"X16		O908	44.2	44.2	43	27	24
AJJO-12-12-10OG	1.1/16"X12	1.1/16"X12	7/8"X14		O910	44.2	44.2	49	27	27
AJJO-16OG	1.5/16"X12	1.5/16"X12	1.5/16"X12		O916	48.8	48.8	54.5	33	41
AJJO-20OG	1.5/8"X12	1.5/8"X12	1.5/8"X12		O920	55.3	55.3	59	41	50
AJJO-24OG	1.7/8"X12	1.7/8"X12	1.7/8"X12		O924	62.5	62.5	63	48	55

注：1 螺母及衬套需另行订货。管子直径D为公制时，配用螺母及衬套分别选用NB200，NB500。管子直径为英制时，配用螺母及衬套分别选用NB200、NB300。 2 G端与ISO 11926-1 油口相配。 Note: 1 Nut and sleeve should be ordered separately. The nut NB200 and sleeve NB500 is suitable for metric tube, the nut NB200 and sleeve NB300 is suitable inch tube. 2 G end is connected with ISO 11926-1 port.

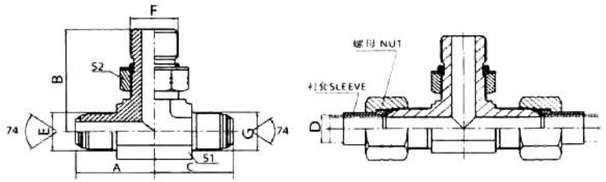

LAJOJ-OG

美制JIC外螺纹74° 外锥 /
美制SAE外螺纹带O形圈轻系列ISO 11926-3分支三通
JIC MALE 74° CONE /
SAE O-RING BOSS L-SERIES ISO 11926-3 BRANCH TEE

代号 PART NO.	螺纹 THREAD			O形圈 O-RING		尺寸 DIMENSIONS				
	E	F	G		F端	A	B	C	S1	S2
AJOJ-04OG	7/16"X20	7/16"X20	7/16"X20		O904	24.5	27.2	24.5	11	17
AJOJ-05-04-05OG	1/2"X20	7/16"X20	1/2"X20		O904	26.6	30	26.6	14	17
AJOJ-05OG	1/2"X20	1/2"X20	1/2"X20		O905	26.6	29	26.6	14	17
AJOJ-06-04-06OG	9/16"X18	7/16"X20	9/16"X18		O904	26.9	30	26.9	14	17
AJOJ-06-05-06OG	9/16"X18	1/2"X20	9/16"X18		O905	26.9	30	26.9	14	17
AJOJ-06OG	9/16"X18	9/16"X18	9/16"X18		O906	26.9	31.8	26.9	14	19
AJOJ-08-06-08OG	3/4"X16	9/16"X18	3/4"X16		O906	32	33.5	32	19	19
AJOJ-08OG	3/4"X16	3/4"X16	3/4"X16		O908	33	36.8	33	19	24
AJOJ-10-08-10OG	7/8"X14	3/4"X16	7/8"X14		O908	38	40	38	22	24
AJOJ-10OG	7/8"X14	7/8"X14	7/8"X14		O910	37.8	44	37.8	22	27
AJOJ-12-08-12OG	1.1/16"X12	3/4"X16	1.1/16"X12		O908	45	44	45	27	24
AJOJ-12-10-12OG	1.1/16"X12	7/8"X14	1.1/16"X12		O910	44.2	49	44.2	27	27
AJOJ-12OG	1.1/16"X12	1.1/16"X12	1.1/16"X12		O912	44.2	51	44.2	27	32
AJOJ-16OG	1.5/16"X12	1.5/16"X12	1.5/16"X12		O916	48.8	54.5	48.8	33	41
AJOJ-20-16-20OG	1.5/8"X12	1.5/16"X12	1.5/8"X12		O916	55.5	59.5	55.5	41	41
AJOJ-20OG	1.5/8"X12	1.5/8"X12	1.5/8"X12		O920	55.3	59	55.3	41	50
AJOJ-24OG	1.7/8"X12	1.7/8"X12	1.7/8"X12		O924	62.5	63	62.5	48	55

注：1 螺母及衬套需另行订货。管子直径D为公制时，配用螺母及衬套分别选用NB200，NB500。管子直径为英制时，配用螺母及衬套分别选用NB200、NB300。 2 F端与ISO 11926-1 油口相配。 Note: 1 Nut and sleeve should be ordered separately. The nut NB200 and sleeve NB500 is suitable for metric tube, the nut NB200 and sleeve NB300 is suitable inch tube. 2 F end is connected with ISO 11926-1 port.

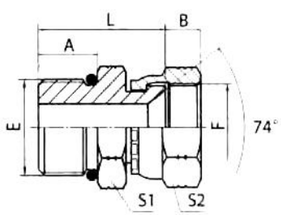

L2OJ

美制SAE外螺纹带O形圈轻系列ISO 11926-3 /
美制JIC内螺纹74° 内锥
SAE O-RING BOSS L-SERIES ISO 11926-3 /
JIC FEMALE 74° SEAT

代号 PART NO.	螺纹 THREAD		O形圈 O-RING		尺寸 DIMENSIONS				
	E	F	E端		A	B	L	S1	S2
2OJ-04	7/16"X20	7/16"X20	O904		9.1	9.5	23	14	17
2OJ-05	1/2"X20	1/2"X20	O905		9.1	9	23.5	17	19
2OJ-06	9/16"X18	9/16"X18	O906		9.93	9.5	25.5	17	19
2OJ-08	3/4"X16	3/4"X16	O908		11.1	10.8	29.5	22	24
2OJ-10	7/8"X14	7/8"X14	O910		12.7	12	34	27	27
2OJ-12	1.1/16"X12	1.1/16"X12	O912		15.1	13	38.5	32	32
2OJ-14	1.3/16"X12	1.3/16"X12	O914		15.1	15	38.5	36	36
2OJ-16	1.5/16"X12	1.5/16"X12	O916		15.1	14	38.5	38	41
2OJ-20	1.5/8"X12	1.5/8"X12	O920		15.1	15	44	50	50

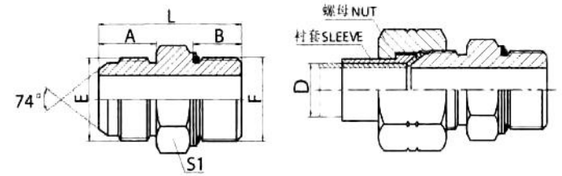

L1JH

美制JIC外螺纹74° 外锥 /
公制外螺纹轻系列ISO 6149-3
JIC MALE 74° CONE /
METRIC MALE END L-SERIES ISO 6149-3

代号 PART NO.	螺纹 THREAD		O形圈 O-RING		尺寸 DIMENSIONS				
	E	F		F端	A	B	L	S1	
1JH-04-10	7/16"X20	M10X1		O08.1X1.6	14	8.5	28.5	14	
1JH-04-12	7/16"X20	M12X1.5		O09.3X2.4	14	11	31	17	
1JH-04-14	7/16"X20	M14X1.5		O11.3X2.4	14	11	31	19	
1JH-05-10	1/2"X20	M10X1		O08.1X1.6	14	8.5	29	14	
1JH-05-12	1/2"X20	M12X1.5		O09.3X2.4	14	11	31	17	
1JH-05-14	1/2"X20	M14X1.5		O11.3X2.4	14	11	33	19	
1JH-06-14	9/16"X18	M14X1.5		O11.3X2.4	14.1	11	31	19	
1JH-06-16	9/16"X18	M16X1.5		O13.3X2.4	14.1	11.5	33.5	22	
1JH-06-18	9/16"X18	M18X1.5		O15.3X2.4	14.1	12.5	34.5	24	
1JH-08-14	3/4"X16	M14X1.5		O11.3X2.4	16.7	11	38	22	
1JH-08-16	3/4"X16	M16X1.5		O13.3X2.4	16.7	11.5	36	22	
1JH-08-18	3/4"X16	M18X1.5		O15.3X2.4	16.7	12.5	37	24	
1JH-08-22	3/4"X16	M22X1.5		O19.3X2.4	16.7	13	39.5	27	
1JH-10-16	7/8"X14	M16X1.5		O13.3X2.4	19.3	11.5	41	24	
1JH-10-18	7/8"X14	M18X1.5		O15.3X2.4	19.3	12.5	40	24	
1JH-10-22	7/8"X14	M22X1.5		O19.3X2.4	19.3	13	42	27	
1JH-12-22	1.1/16"X12	M22X1.5		O19.3X2.4	21.9	13	47.5	30	
1JH-12-27	1.1/16"X12	M27X2		O23.5X3.0	21.9	16	51.5	32	
1JH-16-27	1.5/16"X12	M27X2		O23.5X3.0	23.1	16	52.5	36	
1JH-16-33	1.5/16"X12	M33X2		O29.5X3.0	23.1	16	52	41	
1JH-20-42	1.5/8"X12	M42X2		O38.5X3.0	24.3	16	58	50	
1JH-24-48	1.7/8"X12	M48X2		O44.5X3.0	27.5	17.5	63	55	

注：1 螺母及衬套需另行订货。管子直径D为公制时，配用螺母及衬套分别选用NB200，NB500。管子直径为英制时，配用螺母及衬套分别选用NB200、NB300。 2 F端可与ISO 9974-1 油口相配，去掉挡圈与ISO 6149-1油口相配。 Note: 1 Nut and sleeve should be ordered separately. The nut NB200 and sleeve NB500 is suitable for metric tube, the nut NB200 and sleeve NB300 is suitable inch tube. 2 F end is fit for ISO 9974-1 port or ISO 6149-1 port when useless of retaining ring.

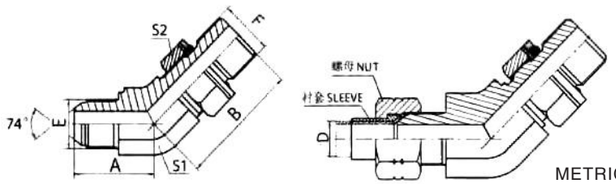

L1JH4-OG

45° 弯美制JIC外螺纹74° 外锥 /
公制外螺纹可调向柱端轻系列ISO 6149-3
45° ELBOW JIC MALE 74° CONE /
METRIC MALE ADJUSTABLE STUD END L-SERIES ISO 6149-3

代号 PART NO.	螺纹 THREAD		O形圈 O-RING		尺寸 DIMENSIONS				
	E	F		F端	A	B	S1	S2	
1JH4-04-10OG	7/16"X20	M10X1		O08.1X1.6	21.5	23.5	11	14	
1JH4-04-12OG	7/16"X20	M12X1.5		O09.3X2.4	21.5	27.5	11	17	
1JH4-04-14OG	7/16"X20	M14X1.5		O11.3X2.4	22.3	28.3	14	19	
1JH4-05-12OG	1/2"X20	M12X1.5		O09.3X2.4	22.3	28.3	14	17	
1JH4-05-14OG	1/2"X20	M14X1.5		O11.3X2.4	22.3	28.3	14	19	
1JH4-06-14OG	9/16"X18	M14X1.5		O11.3X2.4	22.8	28.3	14	19	
1JH4-06-16OG	9/16"X18	M16X1.5		O13.3X2.4	22	29	16	22	
1JH4-08-16OG	3/4"X16	M16X1.5		O13.3X2.4	26.8	30	19	22	
1JH4-08-18OG	3/4"X16	M18X1.5		O15.3X2.4	26.8	31	19	24	
1JH4-10-16OG	7/8"X14	M16X1.5		O13.3X2.4	31	31	22	22	
1JH4-10-18OG	7/8"X14	M18X1.5		O15.3X2.4	31	32	22	24	
1JH4-10-22OG	7/8"X14	M22X1.5		O19.3X2.4	31	33	22	27	
1JH4-12-22OG	1.1/16"X12	M22X1.5		O19.3X2.4	35.5	34.5	27	27	
1JH4-12-27OG	1.1/16"X12	M27X2		O23.5X3.0	35.5	39.5	27	32	
1JH4-16-27OG	1.5/16"X12	M27X2		O23.5X3.0	38.5	41	33	32	
1JH4-16-33OG	1.5/16"X12	M33X2		O29.5X3.0	38.5	41.5	33	41	
1JH4-20-42OG	1.5/8"X12	M42X2		O38.5X3.0	43	45	41	50	
1JH4-24-48OG	1.7/8"X12	M48X2		O44.5X3.0	49	49.5	48	55	

注：1 螺母及衬套需另行订货。管子直径D为公制时，配用螺母及衬套分别选用NB200，NB500。管子直径为英制时，配用螺母及衬套分别选用NB200、NB300。 2 F端可与ISO 9974-1 油口相配，去掉挡圈与ISO 6149-1油口相配。 Note: 1 Nut and sleeve should be ordered separately. The nut NB200 and sleeve NB500 is suitable for metric tube, the nut NB200 and sleeve NB300 is suitable inch tube. 2 F end is fit for ISO 9974-1 port or ISO 6149-1 port when useless of retaining ring.

J

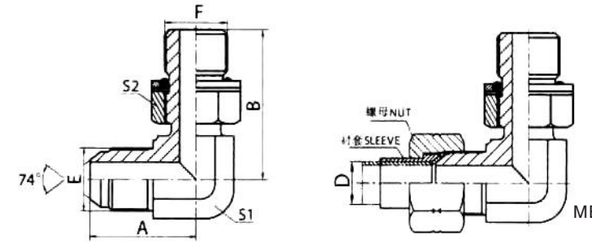

L1JH9-OG

90° 弯美制JIC外螺纹74° 外锥 /
公制外螺纹可调向柱端轻系列ISO 6149-3
90° ELBOW JIC MALE 74° CONE /
METRIC MALE ADJUSTABLE STUD END L-SERIES ISO 6149-3

代号 PART NO.	螺纹 THREAD		O形圈 O-RING		尺寸 DIMENSIONS				
	E	F		F端	A	B	S1	S2	
1JH9-04-10OG	7/16"X20	M10X1		O08.1X1.6	24.5	27.5	11	14	
1JH9-04-12OG	7/16"X20	M12X1.5		O09.3X2.4	24.5	30.3	11	17	
1JH9-04-14OG	7/16"X20	M14X1.5		O11.3X2.4	26.6	32	14	19	
1JH9-05-10OG	1/2"X20	M10X1		O08.1X1.6	26.5	28.5	14	14	
1JH9-05-12OG	1/2"X20	M12X1.5		O09.3X2.4	26.5	32	14	17	
1JH9-05-14OG	1/2"X20	M14X1.5		O11.3X2.4	26.5	32	14	19	
1JH9-06-14OG	9/16"X18	M14X1.5		O11.3X2.4	26.9	32	14	19	
1JH9-06-16OG	9/16"X18	M16X1.5		O13.3X2.4	28	34.8	16	22	
1JH9-06-18OG	9/16"X18	M18X1.5		O15.3X2.4	30	37	19	24	
1JH9-08-16OG	3/4"X16	M16X1.5		O13.3X2.4	32	38	19	22	
1JH9-08-18OG	3/4"X16	M18X1.5		O15.3X2.4	33	38	19	24	
1JH9-08-22OG	3/4"X16	M22X1.5		O19.3X2.4	34.8	40.2	22	27	
1JH9-10-16OG	7/8"X14	M16X1.5		O13.3X2.4	38	38	22	22	
1JH9-10-18OG	7/8"X14	M18X1.5		O15.3X2.4	38	39.5	22	24	
1JH9-10-22OG	7/8"X14	M22X1.5		O19.3X2.4	38	42.5	22	27	
1JH9-12-22OG	1.1/16"X12	M22X1.5		O19.3X2.4	45	44	27	27	
1JH9-12-27OG	1.1/16"X12	M27X2		O23.5X3.0	44.2	48.5	27	32	
1JH9-16-27OG	1.5/16"X12	M27X2		O23.5X3.0	49	52	33	32	
1JH9-16-33OG	1.5/16"X12	M33X2		O29.5X3.0	49	52.5	33	41	
1JH9-20-42OG	1.5/8"X12	M42X2		O38.5X3.0	55.5	57.2	41	50	
1JH9-24-48OG	1.7/8"X12	M48X2		O44.5X3.0	62.5	62.5	48	55	

注：1 螺母及衬套需另行订货。管子直径D为公制时，配用螺母及衬套分别选用NB200，NB500。管子直径为英制时，配用螺母及衬套分别选用NB200、NB300。 2 F端可与ISO 9974-1 油口相配，去掉挡圈与ISO 6149-1油口相配。 Note: 1 Nut and sleeve should be ordered separately. The nut NB200 and sleeve NB500 is suitable for metric tube, the nut NB200 and sleeve NB300 is suitable inch tube. 2 F end is fit for ISO 9974-1 port or ISO 6149-1 port when useless of retaining ring.

J

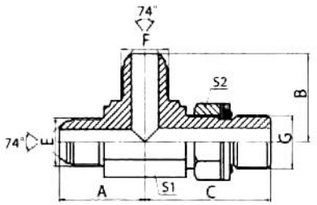

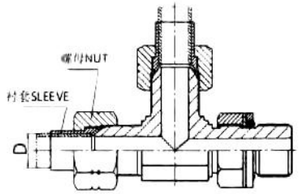

LAJJH-OG

美制JIC外螺纹74° 外锥 / 公制外螺纹
可调向柱端轻系列ISO 6149-3主支三通

JIC MALE 74° CONE / METRIC MALE
ADJUSTABLE STUD END L-SERIES ISO
6149-3 RUN TEE

代号 PART NO.	螺纹 THREAD			O形圈 O-RING		尺寸 DIMENSIONS				
	E	F	G		G端	A	B	C	S1	S2
AJJH-04-04-10OG	7/16"X20	7/16"X20	M10X1		O08.1X1.6	24.5	24.5	26.5	11	14
AJJH-04-04-12OG	7/16"X20	7/16"X20	M12X1.5		O09.3X2.4	26.5	26.5	32.5	14	17
AJJH-05-05-12OG	1/2"X20	1/2"X20	M12X1.5		O09.3X2.4	26.5	26.5	32	14	17
AJJH-05-05-14OG	1/2"X20	1/2"X20	M14X1.5		O11.3X2.4	26.5	26.5	32	14	19
AJJH-06-06-14OG	9/16"X18	9/16"X18	M14X1.5		O11.3X2.4	27	27	32	14	19
AJJH-06-06-16OG	9/16"X18	9/16"X18	M16X1.5		O13.3X2.4	28	28	34.5	16	22
AJJH-08-08-16OG	3/4"X16	3/4"X16	M16X1.5		O13.3X2.4	32	32	36	19	22
AJJH-08-08-18OG	3/4"X16	3/4"X16	M18X1.5		O15.3X2.4	32	32	37	19	24
AJJH-10-10-18OG	7/8"X14	7/8"X14	M18X1.5		O15.3X2.4	38	38	39.5	22	24
AJJH-10-10-22OG	7/8"X14	7/8"X14	M22X1.5		O19.3X2.4	37.8	37.8	40.2	22	27
AJJH-12-12-22OG	1.1/16"X12	1.1/16"X12	M22X1.5		O19.3X2.4	44	44	44	27	27
AJJH-12-12-27OG	1.1/16"X12	1.1/16"X12	M27X2		O23.5X3.0	44	44	48.5	27	32
AJJH-16-16-27OG	1.5/16"X12	1.5/16"X12	M27X2		O23.5X3.0	49	49	52	33	32
AJJH-16-16-33OG	1.5/16"X12	1.5/16"X12	M33X2		O29.5X3.0	49	49	52.5	33	41
AJJH-20-20-42OG	1.5/8"X12	1.5/8"X12	M42X2		O38.5X3.0	55.5	55.5	57.2	41	50
AJJH-24-24-48OG	1.7/8"X12	1.7/8"X12	M48X2		O44.5X3.0	62.5	62.5	62.5	48	55

注：1 螺母及衬套需另行订货。管子直径D为公制时，配用螺母及衬套分别选用NB200，NB500。管子直径为英制时，配用螺母及衬套分别选用NB200、NB300。 2 G端可与ISO 9974-1 油口相配，去掉挡圈与ISO 6149-1油口相配。 Note: 1 Nut and sleeve should be ordered separately. The nut NB200 and sleeve NB500 is suitable for metric tube, the nut NB200 and sleeve NB300 is suitable inch tube. 2 G end is fit for ISO 9974-1 port or ISO 6149-1 port when useless of retaining ring.

J

美制螺纹74° 锥面扩口接头 JIC 74° CONE FLARED TUBE ADAPTERS

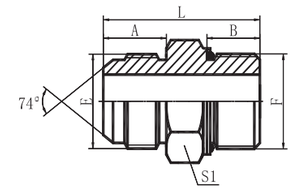

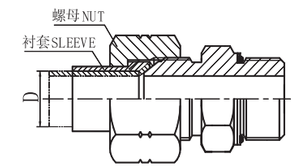

L1JG

美制JIC外螺纹74° 外锥 / 英管外螺纹O形圈

JIC MALE 74° CONE / BSP MALE O-RING

代号 PART NO.	螺纹 THREAD		O形圈 O-RING		尺寸 DIMENSIONS			
	E	F		F端	A	B	L	S1
1JG-04-02	7/16"X20	G1/8"X28		O011	14	9.5	31	14
1JG-04	7/16"X20	G1/4"X19		O111	14	11	32.5	19
1JG-04-06	7/16"X20	G3/8"X19		O113	14	11.5	34	22
1JG-04-08	7/16"X20	G1/2"X14		O115	14	14	39	27
1JG-05-04	1/2"X20	G1/4"X19		O111	14	11	33	19
1JG-05-06	1/2"X20	G3/8"X19		O113	14	11.5	36	22
1JG-05-08	1/2"X20	G1/2"X14		O115	14	14	39	27
1JG-06-04	9/16"X18	G1/4"X19		O111	14.1	11	32.5	19
1JG-06	9/16"X18	G3/8"X19		O113	14.1	11.5	34	22
1JG-06-08	9/16"X18	G1/2"X14		O115	14.1	14	39	27
1JG-08-04	3/4"X16	G1/4"X19		O111	16.7	11	36	22
1JG-08-06	3/4"X16	G3/8"X19		O113	16.7	11.5	37	22
1JG-08	3/4"X16	G1/2"X14		O115	16.7	14	42	27
1JG-08-12	3/4"X16	G3/4"X14		O119	16.7	15.5	44	32
1JG-10-06	7/8"X14	G3/8"X19		O113	19.3	11.5	40.5	24
1JG-10-08	7/8"X14	G1/2"X14		O115	19.3	14	44.5	27
1JG-10-12	7/8"X14	G3/4"X14		O119	19.3	15.5	48.5	32
1JG-12-08	1.1/16"X12	G1/2"X14		O115	21.9	14	49	30
1JG-12	1.1/16"X12	G3/4"X14		O119	21.9	15.5	49.5	32
1JG-12-16	1.1/16"X12	G1"X11		O217	21.9	18	54	41
1JG-12-20	1.1/16"X12	G1.1/4"X11		O222	21.9	20	57	50
1JG-16-12	1.5/16"X12	G3/4"X14		O119	23.1	15.5	52.5	36
1JG-16	1.5/16"X12	G1"X11		O217	23.1	18	55	41
1JG-16-20	1.5/16"X12	G1.1/4"X11		O222	23.1	20	58	50
1JG-20-16	1.5/8"X12	G1"X11		O217	24.3	18	58	46
1JG-20	1.5/8"X12	G1.1/4"X11		O222	24.3	20	59.5	50
1JG-24-16	1.7/8"X12	G1"X11		O217	27.5	18	63.5	50
1JG-24-20	1.7/8"X12	G1.1/4"X11		O222	27.5	20	65.5	50
1JG-24	1.7/8"X12	G1.1/2"X11		O224	27.5	21.5	64	55

注：螺母及衬套需另行订货。管子直径D为公制时，配用螺母及衬套分别选用NB200，NB500。管子直径为英制时，配用螺母及衬套分别选用NB200、NB300。 Note: Nut and sleeve should be ordered separately. The nut NB200 and sleeve NB500 is suitable for metric tube, the nut NB200 and sleeve NB300 is suitable inch tube.

J

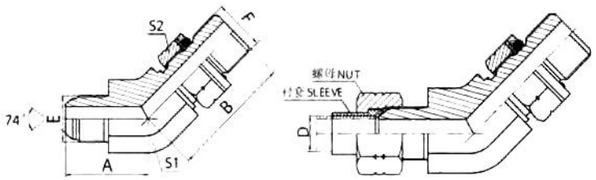

L1JG4-OG

45° 弯美制JIC外螺纹74° 外锥 / 英管外螺纹O形圈

45° ELBOW JIC MALE 74° CONE / BSP MALE O–RING

代号 PART NO.	螺纹 THREAD		O形圈 O–RING		尺寸 DIMENSIONS				
	E	F		F端	A	B	S1	S2	
1JG4-04OG	7/16"X20	G1/4"X19		O111	21	28	14	19	
1JG4-05-04OG	1/2"X20	G1/4"X19		O111	21	28	14	19	
1JG4-06-04OG	9/16"X18	G1/4"X19		O111	22	28	14	19	
1JG4-06OG	9/16"X18	G3/8"X19		O113	23	32	19	22	
1JG4-08-06OG	3/4"X16	G3/8"X19		O113	26.8	31	19	22	
1JG4-08OG	3/4"X16	G1/2"X14		O115	27	36	22	27	
1JG4-10-08OG	7/8"X14	G1/2"X14		O115	29.5	38	22	27	
1JG4-10OG	7/8"X14	G5/8"X14		O910	29.5	38	22	30	
1JG4-12-10OG	1.1/16"X12	G5/8"X14		O910	34	38.5	27	30	
1JG4-12-16OG	1.1/16"X12	G1"X11		O217	37.5	44	33	41	
1JG4-12OG	1.1/16"X12	G3/4"X14		O119	34	42	27	32	
1JG4-16-12OG	1.5/16"X12	G3/4"X14		O119	38	44	33	32	
1JG4-16OG	1.5/16"X12	G1"X11		O217	38	44	33	41	
1JG4-20OG	1.5/8"X12	G1.1/4"X11		O222	43	47.5	41	50	
1JG4-24OG	1.7/8"X12	G1.1/2"X11		O224	49	51.5	48	55	

注：1 螺母及衬套需另行订货。管子直径D为公制时，配用螺母及衬套分别选用NB200，NB500。管子直径为英制时，配用螺母及衬套分别选用NB200、NB300。 2 F端与DIN 3852油口相配。 Note: 1 Nut and sleeve should be ordered separately. The nut NB200 and sleeve NB500 is suitable for metric tube, the nut NB200 and sleeve NB300 is suitable inch tube. 2 F end is connected with DIN 3852 port.

J

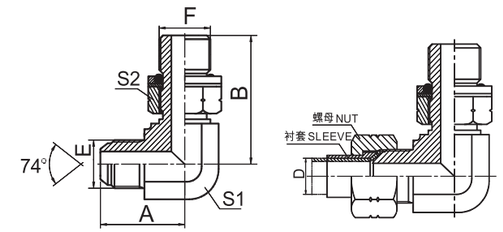

L1JG9-OG

90° 弯美制JIC外螺纹74° 外锥 / 英管外螺纹O形圈

90° ELBOW JIC MALE 74° CONE / BSP MALE O–RING

代号 PART NO.	螺纹 THREAD		O形圈 O–RING		尺寸 DIMENSIONS				
	E	F		F端	A	B	S1	S2	
1JG9-04OG	7/16"X20	G1/4"X19		10.77X2.62	26.6	31.5	14	19	
1JG9-04-02OG	7/16"X20	G1/8"X28		7.65X1.78	24.5	26.2	11	14	
1JG9-04-06OG	7/16"X20	G3/8"X19		13.94X2.62	27.5	36.8	16	22	
1JG9-05-04OG	1/2"X20	G1/4"X19		10.77X2.62	26.5	31.8	14	19	
1JG9-05-06OG	1/2"X20	G3/8"X19		13.94X2.62	27.5	35.8	16	22	
1JG9-05-08OG	1/2"X20	G1/2"X14		17.12X2.62	31.5	43.2	22	27	
1JG9-06OG	9/16"X18	G3/8"X19		13.94X2.62	28.5	35.8	16	22	
1JG9-06-04OG	9/16"X18	G1/4"X19		10.77X2.62	26.9	31.3	14	19	
1JG9-06-08OG	9/16"X18	G1/2"X14		17.12X2.62	32.5	43.2	22	27	
1JG9-08OG	3/4"X16	G1/2"X14		17.12X2.62	34.8	43.2	22	27	
1JG9-08-04OG	3/4"X16	G1/4"X19		10.77X2.62	32	33.5	19	19	
1JG9-08-06OG	3/4"X16	G3/8"X19		13.94X2.62	32	36.8	19	22	
1JG9-08-12OG	3/4"X16	G3/4"X14		23.47X2.62	37.9	49.3	27	32	
1JG9-10OG	7/8"X14	G5/8"X14		19.18X2.62	36.8	44.5	22	30	
1JG9-10-04OG	7/8"X14	G1/4"X19		10.77X2.62	36.8	36	22	19	
1JG9-10-06OG	7/8"X14	G3/8"X19		13.94X2.62	37.8	39.2	22	22	
1JG9-10-08OG	7/8"X14	G1/2"X14		17.12X2.62	37.8	43.2	22	27	
1JG9-10-12OG	7/8"X14	G3/4"X14		23.47X2.62	41	49.3	27	32	
1JG9-12OG	1.1/16"X12	G3/4"X14		23.47X2.62	44.2	49.3	27	32	
1JG9-12-08OG	1.1/16"X12	G1/2"X14		17.12X2.62	44.2	46.5	27	27	
1JG9-12-16OG	1.1/16"X12	G1"X11		29.74X3.53	48	53	33	41	
1JG9-16OG	1.5/16"X12	G1"X11		29.74X3.53	49	53	33	41	
1JG9-16-12OG	1.5/16"X12	G3/4"X14		23.47X2.62	49	53	33	32	
1JG9-16-20OG	1.5/16"X12	G1.1/4"X11		37.69X3.53	53.8	58	41	50	
1JG9-20OG	1.5/8"X12	G1.1/4"X11		37.69X3.53	55.5	58	41	50	
1JG9-20-16OG	1.5/8"X12	G1"X11		29.74X3.53	55.5	58	41	41	
1JG9-24-16OG	1.7/8"X12	G1"X11		29.74X3.53	62.5	63	48	41	
1JG9-24-20OG	1.7/8"X12	G1.1/4"X11		37.69X3.53	62.5	63	48	50	
1JG9-24OG	1.7/8"X12	G1.1/2"X11		44.04X3.53	62.5	63	48	55	

注：1 螺母及衬套需另行订货。管子直径D为公制时，配用螺母及衬套分别选用NB200，NB500。管子直径为英制时，配用螺母及衬套分别选用NB200、NB300。 2 F端与DIN 3852油口相配。 Note: 1 Nut and sleeve should be ordered separately. The nut NB200 and sleeve NB500 is suitable for metric tube, the nut NB200 and sleeve NB300 is suitable inch tube. 2 F end is connected with DIN 3852 port.

J

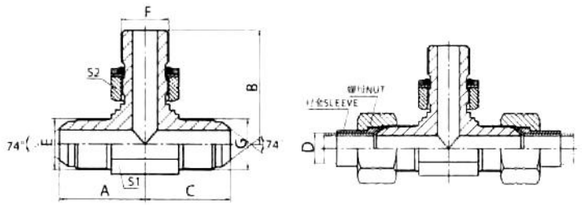

LAJGJ-OG

美制JIC外螺纹74° 外锥 / 英管外螺纹O形圈分支三通

JIC MALE 74° CONE / BSP MALE O-RING BRANCH TEE

代号 PART NO.	螺纹 THREAD			O形圈 O-RING		尺寸 DIMENSIONS				
	E	F	G		F端	A	B	C	S1	S2
AJGJ-04-02-04OG	7/16"X20	G1/8"X28	7/16"X20		O011	24.5	26.2	24.5	11	14
AJGJ-04OG	7/16"X20	G1/4"X19	7/16"X20		O111	26.6	31.8	26.6	14	19
AJGJ-05-02-05OG	1/2"X20	G1/8"X28	1/2"X20		O011	26.6	29	26.6	14	14
AJGJ-05-04-05OG	1/2"X20	G1/4"X19	1/2"X20		O111	26.6	31.8	26.6	14	19
AJGJ-06-04-06OG	9/16"X18	G1/4"X19	9/16"X18		O111	27	31	27	14	19
AJGJ-06OG	9/16"X18	G3/8"X19	9/16"X18		O113	28.5	35.8	28.5	16	22
AJGJ-08-06-08OG	3/4"X16	G3/8"X19	3/4"X16		O113	32	36.8	32	19	22
AJGJ-08OG	3/4"X16	G1/2"X14	3/4"X16		O115	35	43.2	35	22	27
AJGJ-10-08-10OG	7/8"X14	G1/2"X14	7/8"X14		O115	37.8	43.5	37.8	22	27
AJGJ-12OG	1.1/16"X12	G3/4"X14	1.1/16"X12		O119	44.2	51	44.2	27	32
AJGJ-16OG	1.5/16"X12	G1"X11	1.5/16"X12		O217	48.8	53	48.8	33	41

注：1 螺母及衬套需另行订货。管子直径D为公制时，配用螺母及衬套分别选用NB200，NB500。管子直径为英制时，配用螺母及衬套分别选用NB200、NB300。 2 F端与DIN 3852油口相配。 Note: 1 Nut and sleeve should be ordered separately. The nut NB200 and sleeve NB500 is suitable for metric tube, the nut NB200 and sleeve NB300 is suitable inch tube. 2 F end is connected with DIN 3852 port.

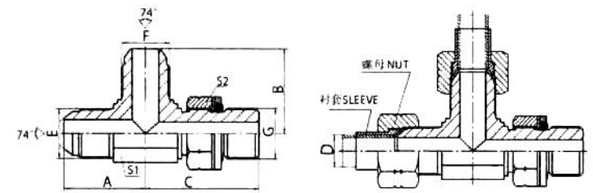

LAJJG-OG

美制JIC外螺纹74° 外锥 / 英管外螺纹O形圈主支三通

JIC MALE 74° CONE / BSP MALE O-RING RUN TEE

代号 PART NO.	螺纹 THREAD			O形圈 O-RING		尺寸 DIMENSIONS				
	E	F	G		G端	A	B	C	S1	S2
AJJG-04OG	7/16"X20	7/16"X20	G1/4"X19		O111	26.6	26.6	31.9	14	19
AJJG-05-05-04OG	1/2"X20	1/2"X20	G1/4"X19		O111	26.6	26.6	31.3	14	19
AJJG-05-06-04OG	1/2"X20	9/16"X18	G1/4"X19		O111	26.6	26.9	31.3	14	19
AJJG-06OG	9/16"X18	9/16"X18	G3/8"X19		O113	28.5	28.5	35.5	16	22
AJJG-06-06-04OG	9/16"X18	9/16"X18	G1/4"×19		O111	26.9	26.9	31.3	14	19
AJJG-08-08-06OG	3/4"X16	3/4"X16	G3/8"X19		O113	32	32	36.8	19	22
AJJG-08OG	3/4"X16	3/4"X16	G1/2"X14		O115	35	35	43.2	22	27
AJJG-10-10-08OG	7/8"X14	7/8"X14	G1/2"X14		O115	37.8	37.8	43.2	22	27
AJJG-12OG	1.1/16"X12	1.1/16"X12	G3/4"X14		O119	44	44	49.5	27	32
AJJG-16OG	1.5/16"X12	1.5/16"X12	G1"X11		O217	48.8	48.8	53	33	41

注：1 螺母及衬套需另行订货。管子直径D为公制时，配用螺母及衬套分别选用NB200，NB500。管子直径为英制时，配用螺母及衬套分别选用NB200、NB300。 2 G端与DIN 3852油口相配。 Note: 1 Nut and sleeve should be ordered separately. The nut NB200 and sleeve NB500 is suitable for metric tube, the nut NB200 and sleeve NB300 is suitable inch tube. 2 G end is connected with DIN 3852 port.

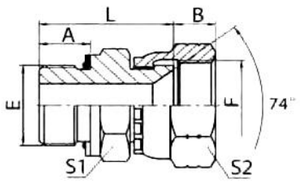

L2GJ

英管外螺纹O形圈 / 美制JIC内螺纹74° 锥面BSP

MALE O–RING / JIC FEMALE 74° CONE

代号 PART NO.	螺纹 THREAD		O形圈 O–RING		尺寸 DIMENSIONS				
	E	F	E端		A	B	L	S1	S2
2GJ-04	G1/4"X19	7/16"X20	10.77X2.62		11	9.5	26.5	19	17
2GJ-04-05	G1/4"X19	1/2"X20	10.77X2.62		11	9	27.5	19	19
2GJ-04-06	G1/4"X19	9/16"X18	10.77X2.62		11	9.5	27.5	19	19
2GJ-06	G3/8"X19	9/16"X18	13.94X2.62		11.5	9.5	30.5	22	19
2GJ-06-08	G3/8"X19	3/4"X16	13.94X2.62		11.5	10.8	32.5	22	24
2GJ-08	G1/2"X14	3/4"X16	17.12X2.62		14	10.8	37.5	27	24
2GJ-08-06	G1/2"X14	9/16"X18	17.12X2.62		14	9.5	35.5	27	19
2GJ-08-10	G1/2"X14	7/8"X14	17.12X2.62		14	12	38	27	27
2GJ-12	G3/4"X14	1.1/16"X12	23.47X2.62		15.5	13	39	32	32
2GJ-12-08	G3/4"X14	3/4"X16	23.47X2.62		15.5	10.8	39	32	24
2GJ-12-10	G3/4"X14	7/8"X14	23.47X2.62		15.5	12	40.5	32	27
2GJ-12-16	G3/4"X14	1.5/16"X12	23.47X2.62		15.5	14	39	32	41
2GJ-16	G1"X11	1.5/16"X12	29.74X3.53		18	14	46.5	41	41
2GJ-20	G1.1/4"X11	1.5/8"X12	37.69X3.53		20	15	54.5	50	50
2GJ-24	G1.1/2"X11	1.7/8"X12	44.04X3.53		21.5	19	57.5	55	55

J

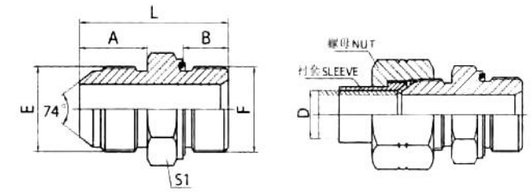

L1JB-WD

美制JIC外螺纹74° 外锥 / 英管外螺纹胶垫密封

JIC MALE 74° CONE / BSP MALE CAPTIVE SEAL

代号 PART NO.	螺纹 THREAD		胶垫 CAPTIVE		尺寸 DIMENSIONS				
	E	F		F端	A	B	L	S1	
1JB-04-02WD	7/16"X20	G1/8"X28		WD-B02	14	8	29.5	14	
1JB-04WD	7/16"X20	G1/4"X19		WD-B04	14	12	34	19	
1JB-04-06WD	7/16"X20	G3/8"X19		WD-B06	14	12	34.5	22	
1JB-04-08WD	7/16"X20	G1/2"X14		WD-B08	14	14	41	27	
1JB-05-04WD	1/2"X20	G1/4"X19		WD-B04	14	12	34	19	
1JB-05-06WD	1/2"X20	G3/8"X19		WD-B06	14	12	34.5	22	
1JB-06-02WD	9/16"X18	G1/8"X28		WD-B02	14.1	8	29.5	17	
1JB-06-04WD	9/16"X18	G1/4"X19		WD-B04	14.1	12	34	19	
1JB-06WD	9/16"X18	G3/8"X19		WD-B06	14.1	12	34.5	22	
1JB-06-08WD	9/16"X18	G1/2"X14		WD-B08	14.1	14	41	27	
1JB-08-04WD	3/4"X16	G1/4"X19		WD-B04	16.7	12	37	22	
1JB-08-06WD	3/4"X16	G3/8"X19		WD-B06	16.7	12	37.5	22	
1JB-08WD	3/4"X16	G1/2"X14		WD-B08	16.7	14	43.5	27	
1JB-10-08WD	7/8"X14	G1/2"X14		WD-B08	19.3	14	46.5	27	
1JB-10-12WD	7/8"X14	G3/4"X14		WD-B12	19.3	16	47.5	32	
1JB-12-08WD	1.1/16"X12	G1/2"X14		WD-B08	21.9	14	48.5	30	
1JB-12WD	1.1/16"X12	G3/4"X14		WD-B12	21.9	16	50	32	
1JB-12-16WD	1.1/16"X12	G1"X11		WD-B16	21.9	18	56	41	
1JB-16-12WD	1.5/16"X12	G3/4"X14		WD-B12	23.1	16	53	36	
1JB-16WD	1.5/16"X12	G1"X11		WD-B16	23.1	18	57	41	
1JB-16-20WD	1.5/16"X12	G1.1/4"X11		WD-B20	23.1	20	61	50	
1JB-20-16WD	1.5/8"X12	G1"X11		WD-B16	24.3	18	58	46	
1JB-20WD	1.5/8"X12	G1.1/4"X11		WD-B20	24.3	20	62	50	
1JB-20-24WD	1.5/8"X12	G1.1/2"X11		WD-B24	24.3	22	64	55	
1JB-24-20WD	1.7/8"X12	G1.1/4"X11		WD-B20	27.5	20	65.5	50	
1JB-24WD	1.7/8"X12	G1.1/2"X11		WD-B24	27.5	22	67.5	55	

注：螺母及衬套需另行订货。管子直径D为公制时，配用螺母及衬套分别选用NB200，NB500。管子直径为英制时，配用螺母及衬套分别选用NB200、NB300。 Note: Nut and sleeve should be ordered separately. The nut NB200 and sleeve NB500 is suitable for metric tube, the nut NB200 and sleeve NB300 is suitable inch tube.

J

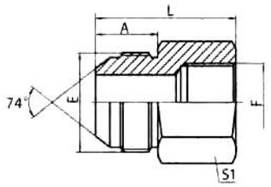

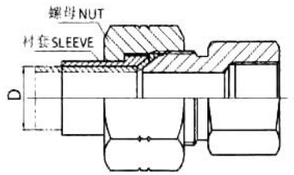

L5JB

美制JIC外螺纹74° 外锥 / 英管内螺纹

JIC MALE 74° CONE / BSP FEMALE

代号 PART NO.	螺纹 THREAD				尺寸 DIMENSIONS				
	E	F			A	L	S1		
5JB-04	7/16"X20	G1/4"X19			14	33	19		
5JB-04-02	7/16"X20	G1/8"X28			14	31	14		
5JB-04-06	7/16"X20	G3/8"X19			14	35.5	22		
5JB-06	9/16"X18	G3/8"X19			14.1	35	22		
5JB-06-08	9/16"X18	G1/2"X14			14.1	39.5	27		
5JB-08	3/4"X16	G1/2"X14			16.7	44	27		
5JB-08-10	3/4"X16	G5/8"X14			16.7	46	30		
5JB-10-12	7/8"X14	G3/4"X14			19.3	48	32		
5JB-12	1.1/16"X12	G3/4"X14			21.9	50	36		
5JB-12-16	1.1/16"X12	G1"X11			21.9	53	41		
5JB-16	1.5/16"X12	G1"X11			23.1	52.5	41		
5JB-16-20	1.5/16"X12	G1.1/4"X11			23.1	57	50		
5JB-20	1.5/8"X12	G1.1/4"X11			24.3	57	50		
5JB-24	1.7/8"X12	G1.1/2"X11			27.5	62	55		
5JB-32	2.1/2"X12	G2"X11			33.9	67	70		

注：螺母及衬套需另行订货。管子直径D为公制时，配用螺母及衬套分别选用NB200，NB500。管子直径为英制时，配用螺母及衬套分别选用NB200、NB300。 Note: Nut and sleeve should be ordered separately. The nut NB200 and sleeve NB500 is suitable for metric tube, the nut NB200 and sleeve NB300 is suitable inch tube.

J

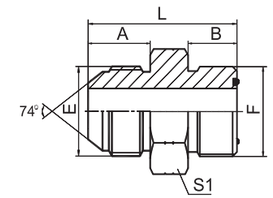

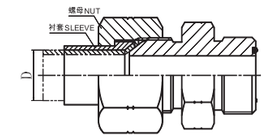

L1JF

美制JIC外螺纹74° 外锥 / ORFS外螺纹

JIC MALE 74° CONE / ORFS MALE

代号 PART NO.	螺纹 THREAD		O形圈 O-RING		尺寸 DIMENSIONS				
	E	F		F端	A	B	L	S1	
1JF-04	7/16"X20	9/16"X18		7.65X1.78	14	10	29.5	17	
1JF-05-06	1/2"X20	11/16"X16		9.25X1.78	14	11.2	31.5	19	
1JF-06	9/16"X18	11/16"X16		9.25X1.78	14.1	11.2	31	19	
1JF-08	3/4"X16	13/16"X16		12.42X1.78	16.7	13	37.5	22	
1JF-10	7/8"X14	1"X14		15.6X1.78	19.3	15.5	44.5	27	
1JF-12	1.1/16"X12	1.3/16"X12		18.77X1.78	21.9	17	50	32	
1JF-16	1.5/16"X12	1.7/16"X12		23.52X1.78	23.1	17.5	51.5	38	
1JF-20	1.5/8"X12	1.11/16"X12		29.87X1.78	24.3	17.5	54.5	46	
1JF-24	1.7/8"X12	2"X12		37.82X1.78	27.5	17.5	60	55	

注：螺母及衬套需另行订货。管子直径D为公制时，配用螺母及衬套分别选用NB200，NB500。管子直径为英制时，配用螺母及衬套分别选用NB200、NB300。 Note: Nut and sleeve should be ordered separately. The nut NB200 and sleeve NB500 is suitable for metric tube, the nut NB200 and sleeve NB300 is suitable inch tube.

J

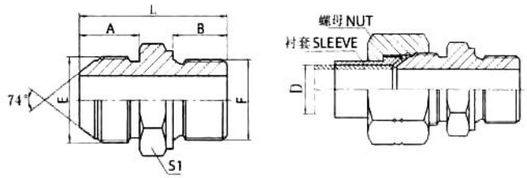

L1JL

美制JIC外螺纹74° 外锥 / 公制外螺纹组合垫圈

JIC MALE 74° CONE / METRIC MALE WITH BONDED SEAL

代号 PART NO.	螺纹 THREAD		密形圈 SEAL		尺寸 DIMENSIONS				
	E	F		F端	A	B	L	S1	
1JL-04-10	7/16"X20	M10X1		ZHD-10	14	8	29	17	
1JL-04-12	7/16"X20	M12X1.5		ZHD-12	14	12	32.5	17	
1JL-06-12	9/16"X18	M12X1.5		ZHD-12	14.1	12	33.5	17	
1JL-06-14	9/16"X18	M14X1.5		ZHD-14	14.1	12	32	19	
1JL-06-18	9/16"X18	M18X1.5		ZHD-18	14.1	12	35.5	24	
1JL-06-22	9/16"X18	M22X1.5		ZHD-22	14.1	14	38	27	
1JL-08-16	3/4"X16	M16X1.5		ZHD-16	16.7	12	37	22	
1JL-08-18	3/4"X16	M18X1.5		ZHD-18	16.7	12	37.5	24	
1JL-08-22	3/4"X16	M22X1.5		ZHD-22	16.7	14	40.5	27	
1JL-10-18	7/8"X14	M18X1.5		ZHD-18	19.3	12	40.5	24	
1JL-10-22	7/8"X14	M22X1.5		ZHD-22	19.3	14	43	27	
1JL-12-22	1.1/16"X12	M22X1.5		ZHD-22	21.9	14	48.5	30	
1JL-12-27	1.1/16"X12	M27X2		ZHD-27	21.9	16	49	36	
1JL-16-33	1.5/16"X12	M33X2		ZHD-33	23.1	18	56	41	

注：螺母及衬套需另行订货。管子直径D为公制时，配用螺母及衬套分别选用NB200，NB500。管子直径为英制时，配用螺母及衬套分别选用NB200、NB300。 Note: Nut and sleeve should be ordered separately. The nut NB200 and sleeve NB500 is suitable for metric tube, the nut NB200 and sleeve NB300 is suitable inch tube.

J

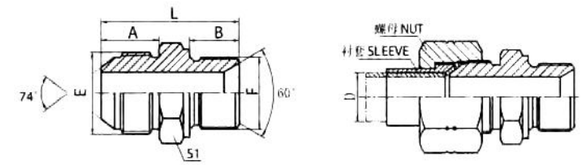

L1JM

美制JIC外螺纹74° 外锥 / 公制外螺纹60° 内锥

JIC MALE 74° CONE / METRIC MALE 60° SEAT

代号 PART NO.	螺纹 THREAD				尺寸 DIMENSIONS				
	E	F			A	B	L	S1	
1JM-04-10	7/16"X20	M10X1			14	8	29	14	
1JM-04-12	7/16"X20	M12X1.5			14	10	31	17	
1JM-04-14	7/16"X20	M14X1.5			14	11	32	19	
1JM-05-10	1/2"X20	M10X1			14	8	29	14	
1JM-05-12	1/2"X20	M12X1.5			14	10	30	17	
1JM-05-14	1/2"X20	M14X1.5			14	11	32	19	
1JM-06-12	9/16"X18	M12X1.5			14.1	10	31	17	
1JM-06-14	9/16"X18	M14X1.5			14.1	11	33	19	
1JM-06-16	9/16"X18	M16X1.5			14.1	12	35	22	
1JM-06-18	9/16"X18	M18X1.5			14.1	12	34	24	
1JM-08-16	3/4"X16	M16X1.5			16.7	12	37.5	22	
1JM-08-18	3/4"X16	M18X1.5			16.7	12	36.5	24	
1JM-08-20	3/4"X16	M20X1.5			16.7	14	41	27	
1JM-08-22	3/4"X16	M22X1.5			16.7	14	41	27	
1JM-10-20	7/8"X14	M20X1.5			19.3	14	44	27	
1JM-10-22	7/8"X14	M22X1.5			19.3	14	43.5	27	
1JM-10-26	7/8"X14	M26X1.5			19.3	16	47.5	32	
1JM-12-20	1.1/16"X12	M20X1.5			21.9	14	47	30	
1JM-12-22	1.1/16"X12	M22X1.5			21.9	14	47	30	
1JM-12-26	1.1/16"X12	M26X1.5			21.9	16	50	32	

注：螺母及衬套需另行订货。管子直径D为公制时，配用螺母及衬套分别选用NB200，NB500。管子直径为英制时，配用螺母及衬套分别选用NB200、NB300。 Note: Nut and sleeve should be ordered separately. The nut NB200 and sleeve NB500 is suitable for metric tube, the nut NB200 and sleeve NB300 is suitable inch tube.

J

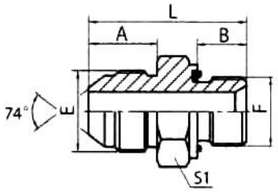

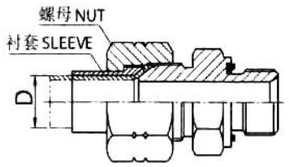

L1JM-WD

美制JIC外螺纹74° 外锥 / 公制外螺纹胶垫密封

JIC MALE 74° CONE / METIRC MALE CAPTIVE SEAL

代号 PART NO.	螺纹 THREAD		胶垫 CAPTIVE		尺寸 DIMENSIONS				
	E	F		F端	A	B	L	S1	
1JM-04-10WD	7/16"X20	M10X1		WD-B02	14	8	29.5	14	
1JM-04-12WD	7/16"X20	M12X1.5		WD-M12	14	12	34	17	
1JM-05-14WD	1/2"X20	M14X1.5		WD-B04	14	12	34	19	
1JM-06-14WD	9/16"X18	M14X1.5		WD-B04	14.1	12	34	19	
1JM-06-18WD	9/16"X18	M18X1.5		WD-M18	14.1	12	36.5	24	
1JM-06-20WD	9/16"X18	M20X1.5		WD-M20	14.1	14	40.5	27	
1JM-08-18WD	3/4"X16	M18X1.5		WD-M18	16.7	12	39	24	
1JM-08-20WD	3/4"X16	M20X1.5		WD-M20	16.7	14	43	27	
1JM-08-22WD	3/4"X16	M22X1.5		WD-M22	16.7	14	43.5	27	
1JM-10-18WD	7/8"X14	M18X1.5		WD-M18	19.3	12	41.5	24	
1JM-10-20WD	7/8"X14	M20X1.5		WD-M20	19.3	14	45.5	27	
1JM-10-22WD	7/8"X14	M22X1.5		WD-M22	19.3	14	46	27	
1JM-12-20WD	1.1/16"X12	M20X1.5		WD-M20	21.9	14	48.5	30	
1JM-12-22WD	1.1/16"X12	M22X1.5		WD-M22	21.9	14	49	30	
1JM-12-26WD	1.1/16"X12	M26X1.5		WD-B12	21.9	16	52	32	
1JM-12-27WD	1.1/16"X12	M27X2		WD-B12	21.9	16	52	32	
1JM-16-26WD	1.5/16"X12	M26X1.5		WD-B12	23.1	16	53	36	
1JM-16-33WD	1.5/16"X12	M33X2		WD-B16	23.1	18	57	41	
1JM-20-42WD	1.5/8"X12	M42X2		WD-B20	24.3	20	62	50	
1JM-20-48WD	1.5/8"X12	M48X2		WD-B24	24.3	22	64	55	
1JM-24-48WD	1.7/8"X12	M48X2		WD-B24	27.5	22	67.5	55	

注：螺母及衬套需另行订货。管子直径D为公制时，配用螺母及衬套分别选用NB200，NB500。管子直径为英制时，配用螺母及衬套分别选用NB200、NB300。 Note: Nut and sleeve should be ordered separately. The nut NB200 and sleeve NB500 is suitable for metric tube, the nut NB200 and sleeve NB300 is suitable inch tube.

J

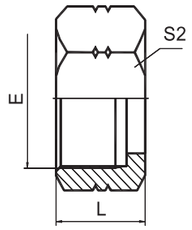

LNB200

JIC螺母

JIC LOCK NUT

代号 PART NO.	螺纹 THREAD	英制衬套 INCH SLEEVE		公制套管 METRIC SLEEVE		尺寸 DIMENSIONS		
	E	管子外径 O.D.	衬套代号 NO.	管子外径 O.D.	衬套代号 NO.	L	S2	
NB200-04	7/16"X20	1/4"	NB300-04	6	NB500-06	15.8	14	
NB200-05	1/2"X20	5/16"	NB300-05	8	NB500-08	17.3	17	
NB200-06	9/16"X18	3/8"	NB300-06	10	NB500-10	18.5	19	
NB200-08	3/4"X16	1 /2"	NB300-08	12	NB500-12	21.6	24	
NB200-10	7/8"X14			14	NB500-14	24.9	27	
NB200-10	7/8"X14			15	NB500-15	24.9	27	
NB200-10	7/8"X14	5/8"	NB300-10	16	NB500-16	24.9	27	
NB200-12	1.1/16"X12	3/4"	NB300-12	18	NB500-18	26.2	32	
NB200-12A	1.1/16"X12			20	NB500-20A	26.2	32	
NB200-14	1.3/16"X12			20	NB500-20	27.7	36	
NB200-14	1.3/16"X12	7/8"	NB300-14	22	NB500-22	27.7	36	
NB200-16	1.5/16"X12	1"	NB300-16	25	NB500-25	28.7	38	
NB200-20	1.5/8"X12			28	NB500-28	31.2	50	
NB200-20	1.5/8"X12			30	NB500-30	31.2	50	
NB200-20	1.5/8"X12	1.1/4"	NB300-20	32	NB500-32	31.2	50	
NB200-24	1.7/8"X12			35	NB500-35	36.1	60	
NB200-24	1.7/8"X12	1.1/2"	NB300-24	38	NB500-38	36.1	60	
NB200-32	2.1/2"X12	2"	NB300-32	50	NB500-50	44.5	75	

J

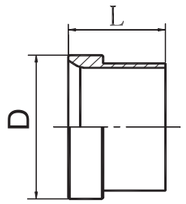

LNB300

JIC英制管套

JIC INCH SLEEVE

代号 PART NO.	螺纹 THREAD		管子外径 TUBE O.D.		尺寸 DIMENSIONS				
	E		in		D	L			
NB300-04	7/16"X20		1/4"		9.7	10.4			
NB300-05	1/2"X20		5/16"		11.3	11.2			
NB300-06	9/16"X18		3/8"		12.75	12.7			
NB300-08	3/4"X16		1 /2"		17.32	14.2			
NB300-10	7/8"X14		5/8"		20.24	16.8			
NB300-12	1.1/16"X12		3/4"		24.69	17.3			
NB300-14	1.3/16"X12		7/8"		27.7	19.3			
NB300-16	1.5/16"X12		1"		30.8	19.8			
NB300-20	1.5/8"X12		1.1/4"		38.96	23.1			
NB300-24	1.7/8"X12		1.1/2"		45.25	28.4			
NB300-32	2.1/2"X12		2"		61.19	30.2			

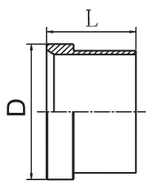

LNB500

JIC公制管套

JIC METRIC SLEEVE

代号 PART NO.	螺纹 THREAD		管子外径 TUBE O.D.		尺寸 DIMENSIONS				
	E			mm	D	L			
NB500-06	7/16"X20			6	9.7	10.4			
NB500-08	1/2"X20			8	11.3	11.2			
NB500-10	9/16"X18			10	12.7	12.7			
NB500-12	3/4"X16			12	17.3	14.2			
NB500-14	7/8"X14			14	20.2	16.8			
NB500-15	7/8"X14			15	20.2	16.8			
NB500-16	7/8"X14			16	20.2	16.8			
NB500-18	1.1/16"X12			18	24.69	17.3			
NB500-20	1.3/16"X12			20	27.7	19.3			
NB500-22	1.3/16"X12			22	27.7	19.3			
NB500-25	1.5/16"X12			25	30.8	19.8			
NB500-28	1.5/8"X12			28	38.96	23.1			
NB500-30	1.5/8"X12			30	38.96	23.1			
NB500-32	1.5/8"X12			32	38.96	23.1			
NB500-35	1.7/8"X12			35	45.25	28.4			
NB500-38	1.7/8"X12			38	45.25	28.4			
NB500-50	2.1/2"X12			50	61.2	30.2			

LENFLEX®

美制螺纹O形圈平面密封ORFS接头 ORFS Adapters

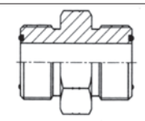 L1F K02	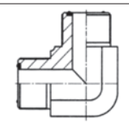 L1F9 K03	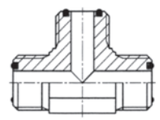 LAF K03	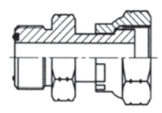 L2F K04	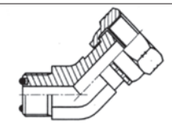 L2F4 K05	L2F9 K05
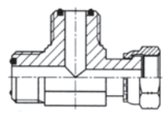 LCF K06	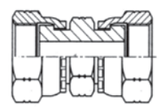 L3F K06	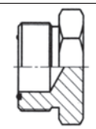 L4F K07	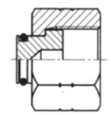 L9F K07	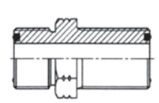 L6F K08	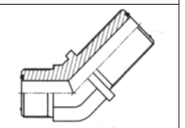 L6F4 K08
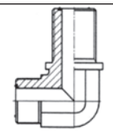 L6F9 K09	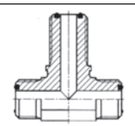 LAF6FF K09	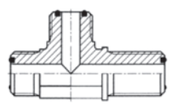 LAFF6F K10	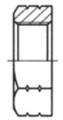 L8F K10	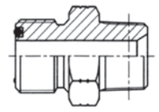 L1FN K11	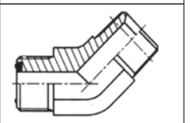 L1F4 K12
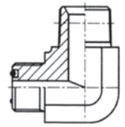 L1FN9 K13	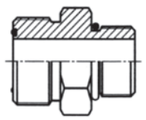 L1FH K14	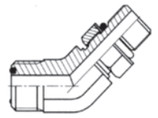 L1FH4-OG K15	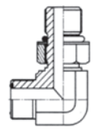 L1FH9-OG K15	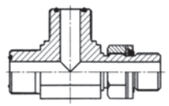 LAFFH-OG K16	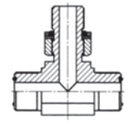 LAFHF-OG K16
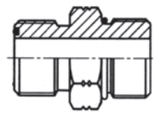 L1FO K17	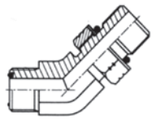 L1FO4-OG K18	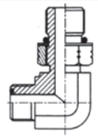 L1FO9-OG K19	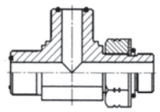 LAFFO-OG K20	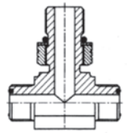 LAFOF-OG K21	L2OF K22
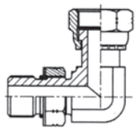 L2OF9-OG K22	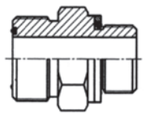 L1FG K23	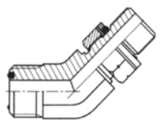 L1FG4-OG K24	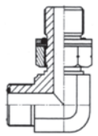 L1FG9-OG K25	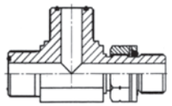 LAFFG-OG K26	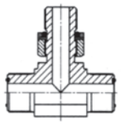 LAFGF-OG K26
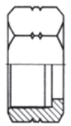 LNB200-F K27	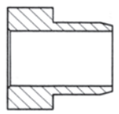 LNB300-F K27	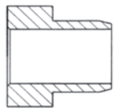 LNB500-F K28			

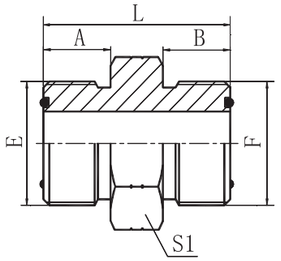

L1F

美制ORFS外螺纹O形圈平面密封

ORFS MALE O–RING

代号 PART NO.	螺纹 THREAD		O形圈 O–RING		尺寸 DIMENSIONS				
	E	F	E端	F端	A	B	L	S1	
1F-04	9/16"X18	9/16"X18	O011	O011	10	10	27.5	17	
1F-04-06	9/16"X18	11/16"X16	O011	O012	9.8	11.2	29.7	19	
1F-04-08	9/16"X18	13/16"X16	O011	O014	9.8	12.8	32.5	22	
1F-06	11/16"X16	11/16"X16	O012	O012	11.2	11.2	31.1	19	
1F-06-08	11/16"X16	13/16"X16	O012	O014	11.2	12.8	33.8	22	
1F-06-10	11/16"X16	1"X14	O012	O016	11.2	15.5	38	27	
1F-08	13/16"X16	13/16"X16	O014	O014	13	13	35.4	22	
1F-08-10	13/16"X16	1"X14	O014	O016	12.8	15.5	40	27	
1F-08-12	13/16"X16	1.3/16"X12	O014	O018	12.8	17	43	32	
1F-10	1"X14	1"X14	O016	O016	15.5	15.5	42.5	27	
1F-10-12	1"X14	1.3/16"X12	O016	O018	15.5	17	45.5	32	
1F-12	1.3/16"X12	1.3/16"X12	O018	O018	17	17	47.1	32	
1F-12-16	1.3/16"X12	1.7/16"X12	O018	O021	17	17.5	45.5	38	
1F-12-20	1.3/16"X12	1.11/16"X12	O018	O025	17	17.5	50.5	46	
1F-16	1.7/16"X12	1.7/16"X12	O021	O021	17.5	17.5	49.3	38	
1F-16-20	1.7/16"X12	1.11/16"X12	O021	O025	17.5	17.5	51.3	46	
1F-16-24	1.7/16"X12	2"X12	O021	O029	17.5	17.5	53	55	
1F-20	1.11/16"X12	1.11/16"X12	O025	O025	17.5	17.5	51.3	46	
1F-20-24	1.11/16"X12	2"X12	O025	O029	17.5	17.5	53	55	
1F-24	2"X12	2"X12	O029	O029	17.5	17.5	53	55	

K

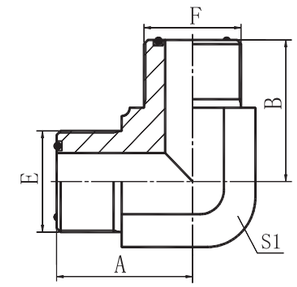

L1F9

90° 弯美制ORFS外螺纹O形圈平面密封

90° ELBOW ORFS MALE O–RING

代号 PART NO.	螺纹 THREAD		O形圈 O–RING		尺寸 DIMENSIONS				
	E	F	E端	F端	A	B	S1		
1F9-04	9/16"X18	9/16"X18	O011	O011	23	23	14		
1F9-04-06	9/16"X18	11/16"X16	O011	O012	25.5	27	19		
1F9-06	11/16"X16	11/16"X16	O012	O012	27.5	27.5	19		
1F9-06-08	11/16"X16	13/16"X16	O012	O014	29	31	22		
1F9-08	13/16"X16	13/16"X16	O014	O014	31	31	22		
1F9-08-12	13/16"X16	1.3/16"X12	O014	O018	35.5	40.3	30		
1F9-10	1"X14	1"X14	O016	O016	36.5	36.5	27		
1F9-12	1.3/16"X12	1.3/16"X12	O018	O018	41	41	30		
1F9-16	1.7/16"X12	1.7/16"X12	O021	O021	44.5	44.5	36		
1F9-20	1.11/16"X12	1.11/16"X12	O025	O025	47.5	47.5	41		
1F9-24	2"X12	2"X12	O029	O029	53.5	53.5	50		

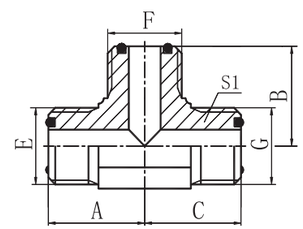

LAF

美制ORFS外螺纹O形圈平面密封三通

ORFS MALE O–RING TEE

代号 PART NO.	螺纹 THREAD			O形圈 O–RING			尺寸 DIMENSIONS				
	E	F	G	E端	F端	G端	A	B	C	S1	
AF-04	9/16"X18	9/16"X18	9/16"X18	O011	O011	O011	23	23	23	14	
AF-06	11/16"X16	11/16"X16	11/16"X16	O012	O012	O012	27	27	27	19	
AF-08	13/16"X16	13/16"X16	13/16"X16	O014	O014	O014	31	31	31	22	
AF-10	1"X14	1"X14	1"X14	O016	O016	O016	36.5	36.5	36.5	27	
AF-12	1.3/16"X12	1.3/16"X12	1.3/16"X12	O018	O018	O018	40.3	40.3	40.3	30	
AF-16	1.7/16"X12	1.7/16"X12	1.7/16"X12	O021	O021	O021	44.5	44.5	44.5	36	
AF-20	1.11/16"X12	1.11/16"X12	1.11/16"X12	O025	O025	O025	47.5	47.5	47.5	41	
AF-24	2"X12	2"X12	2"X12	O029	O029	O029	53.5	53.5	53.5	50	

K

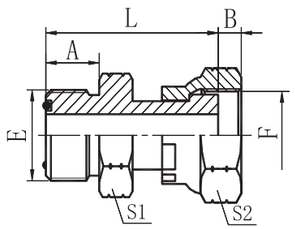

L2F

美制ORFS外螺纹O形圈平面密封 / 美制ORFS内螺纹

ORFS MALE O–RING / ORFS FEMALE

代号 PART NO.	螺纹 THREAD		O形圈 O–RING		尺寸 DIMENSIONS				
	E	F	E端		A	B	L	S1	S2
2F-04	9/16"X18	9/16"X18	O011		9.8	7.5	33	17	19
2F-04-06	9/16"X18	11/16"X16	O011		9.8	9.5	34.5	17	22
2F-04-08	9/16"X18	13/16"X16	O011		9.8	11.5	36.5	19	27
2F-06-04	11/16"X16	9/16"X18	O012		11.2	7.5	35.5	19	19
2F-06	11/16"X16	11/16"X16	O012		11.2	9.5	38.5	19	22
2F-06-08	11/16"X16	13/16"X16	O012		11.2	11.5	37.7	19	27
2F-06-10	11/16"X16	1"X14	O012		11.2	12.5	43.7	24	32
2F-08-06	13/16"X16	11/16"X16	O014		12.8	9.5	41	22	22
2F-08	13/16"X16	13/16"X16	O014		12.8	11.5	43	22	27
2F-08-10	13/16"X16	1"X14	O014		12.8	12.5	45.5	24	32
2F-08-12	13/16"X16	1.3/16"X12	O014		12.8	13	49	30	36
2F-10-08	1"X14	13/16"X16	O016		15.5	11.5	47.5	27	27
2F-10	1"X14	1"X14	O016		15.5	12.5	51.5	27	32
2F-10-12	1"X14	1.3/16"X12	O016		15.5	13	51.5	30	36
2F-10-16	1"X14	1.7/16"X12	O016		15.5	14	56	36	41
2F-12-08	1.3/16"X12	13/16"X16	O018		17	11.5	50.5	32	27
2F-12-10	1.3/16"X12	1"X14	O018		17	12.5	54.5	32	32
2F-12	1.3/16"X12	1.3/16"X12	O018		17	13	56	32	36
2F-12-16	1.3/16"X12	1.7/16"X12	O018		17	14	58	36	41
2F-16-12	1.7/16"X12	1.3/16"X12	O021		17.5	13	58	38	36
2F-16	1.7/16"X12	1.7/16"X12	O021		17.5	14	60	38	41
2F-16-20	1.7/16"X12	1.11/16"X12	O021		17.5	15	58	41	50
2F-20-16	1.11/16"X12	1.7/16"X12	O025		17.5	14	58.5	46	41
2F-20	1.11/16"X12	1.11/16"X12	O025		17.5	15	58	46	50
2F-20-24	1.11/16"X12	2"X12	O025		17.5	17	65.5	50	60
2F-24-20	2"X12	1.11/16"X12	O029		17.5	15	64	55	50
2F-24	2"X12	2"X12	O029		17.5	17	61.5	55	60

K

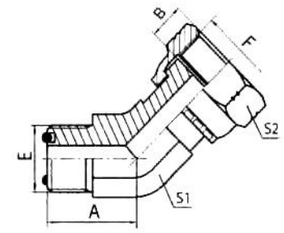

L2F4

45° 弯美制ORFS外螺纹O形圈平面密封 / 美制ORFS内螺纹

45° ELBOW ORFS MALE O–RING / ORFS FEMALE

代号 PART NO.	螺纹 THREAD		O形圈 O–RING		尺寸 DIMENSIONS				
	E	F	E端		A	B	S1	S2	
2F4-04	9/16"X18	9/16"X18	O011		18.3	7.5	14	19	
2F4-06	11/16"X16	11/16"X16	O012		20.5	9.5	19	22	
2F4-08	13/16"X16	13/16"X16	O014		24	11.5	22	27	
2F4-10	1"X14	1"X14	O016		28	12.5	27	32	
2F4-12	1.3/16"X12	1.3/16"X12	O018		30.7	13	30	36	
2F4-16	1.7/16"X12	1.7/16"X12	O021		33	14	36	41	
2F4-20	1.11/16"X12	1.11/16"X12	O025		35.5	15	41	50	

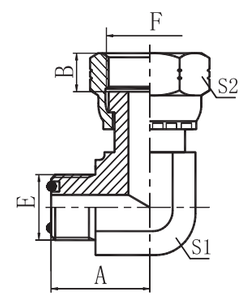

L2F9

90° 弯美制ORFS外螺纹O形圈平面密封 / 美制ORFS内螺纹

90° ELBOW ORFS MALE O–RING / ORFS FEMALE

代号 PART NO.	螺纹 THREAD		O形圈 O–RING		尺寸 DIMENSIONS				
	E	F	E端		A	B	S1	S2	
2F9-04	9/16"X18	9/16"X18	O011		23	7.5	14	19	
2F9-04-06	9/16"X18	11/16"X16	O011		23	9.5	14	22	
2F9-06-04	11/16"X16	9/16"X18	O012		27.5	7.5	19	19	
2F9-06	11/16"X16	11/16"X16	O012		27.5	9.5	19	22	
2F9-06-08	11/16"X16	13/16"X16	O012		27	11.5	19	27	
2F9-08-06	13/16"X16	11/16"X16	O014		31	9.5	22	22	
2F9-08	13/16"X16	13/16"X16	O014		31	11.5	22	27	
2F9-10-08	1"X14	13/16"X16	O016		36.5	11.5	27	27	
2F9-10	1"X14	1"X14	O016		36.5	12.5	27	32	
2F9-10-12	1"X14	1.3/16"X12	O016		36.5	13	27	36	
2F9-12	1.3/16"X12	1.3/16"X12	O018		41	13	30	36	
2F9-12-16	1.3/16"X12	1.7/16"X12	O018		42.5	14	33	41	
2F9-16-12	1.7/16"X12	1.3/16"X12	O021		44.5	13	36	36	
2F9-16	1.7/16"X12	1.7/16"X12	O021		44.5	14	36	41	
2F9-20	1.11/16"X12	1.11/16"X12	O025		47.5	15	41	50	
2F9-24	2"X12	2"X12	O029		53.5	17	50	60	

K

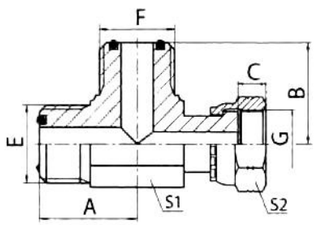

LCF

美制ORFS外螺纹O形圈平面密封 / 美制ORFS内螺纹主支三通

ORFS MALE O–RING / ORFS FEMALE RUN TEE

代号 PART NO.	螺纹 THREAD			O形圈 O–RING		尺寸 DIMENSIONS				
	E	F	G	E端	F端	A	B	C	S1	S2
CF-04	9/16"X18	9/16"X18	9/16"X18	O011	O011	23	23	7.5	14	19
CF-06	11/16"X16	11/16"X16	11/16"X16	O012	O012	27.5	27.5	9.5	19	22
CF-08	13/16"X16	13/16"X16	13/16"X16	O014	O014	31	31	11.5	22	27
CF-10	1"X14	1"X14	1"X14	O016	O016	36.5	36.5	12.5	27	32
CF-12	1.3/16"X12	1.3/16"X12	1.3/16"X12	O018	O018	40.3	40.3	13	30	36
CF-16	1.7/16"X12	1.7/16"X12	1.7/16"X12	O021	O021	44.5	44.5	14	36	41
CF-20	1.11/16"X12	1.11/16"X12	1.11/16"X12	O025	O025	47.5	47.5	15	41	50
CF-24	2"X12	2"X12	2"X12	O029	O029	53.5	53.5	17	50	60

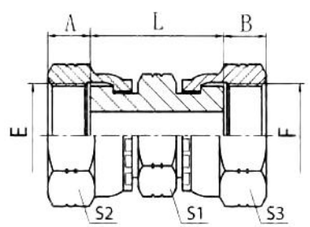

L3F

美制ORFS内螺纹

ORFS FEMALE

代号 PART NO.	螺纹 THREAD				尺寸 DIMENSIONS				
	E	F			A	B	L	S1	S2,S3
3F-04	9/16"X18	9/16"X18			7.5	7.5	33.5	19	19
3F-06	11/16"X16	11/16"X16			9.5	9.5	40.5	22	22
3F-08	13/16"X16	13/16"X16			11.5	11.5	44.5	27	27
3F-10	1"X14	1"X14			12.5	12.5	52.5	30	32
3F-12	1.3/16"X12	1.3/16"X12			13	13	56	36	36
3F-16	1.7/16"X12	1.7/16"X12			14	14	60	41	41
3F-20	1.11/16"X12	1.11/16"X12			15	15	59.5	50	50
3F-24	2"X12	2"X12			17	17	64	60	60

K

美制螺纹O形圈平面密封ORFS接头 ORFS ADAPTERS

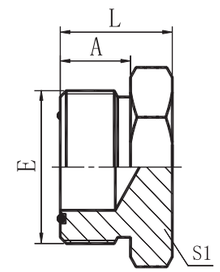

L4F

美制ORFS外螺纹堵头

ORFS MALE PLUG

代号 PART NO.	螺纹 THREAD		O形圈 O–RING		尺寸 DIMENSIONS				
	E		E端		A	L	S1		
4F-04	9/16"X18		7.65X1.78		9.8	16.8	17		
4F-06	11/16"X16		9.25X1.78		11.2	19.2	19		
4F-08	13/16"X16		12.42X1.78		12.8	21.8	22		
4F-10	1"X14		15.6X1.78		15.5	25.9	27		
4F-12	1.3/16"X12		18.77X1.78		17	27.4	32		
4F-16	1.7/16"X12		23.52X1.78		17.5	27.9	38		
4F-20	1.11/16"X12		29.87X1.78		17.5	27.9	46		
4F-24	2"X12		37.82X1.78		17.5	27.9	55		

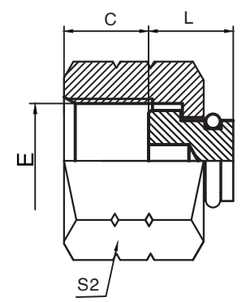

L9F

美制ORFS内螺纹堵头

ORFS FEMALE PLUG

代号 PART NO.	螺纹 THREAD				尺寸 DIMENSIONS				
	E				C	L	S2		
9F-04	9/16"X18				8	12.5	19		
9F-06	11/16"X16				9	13	22		
9F-08	13/16"X16				11	14	27		
9F-10	1"X14				12.5	15	30		
9F-12	1.3/16"X12				13	16	36		
9F-16	1.7/16"X12				14	18	41		
9F-20	1.11/16"X12				15	19	50		
9F-24	2"X12				15	21	60		

K

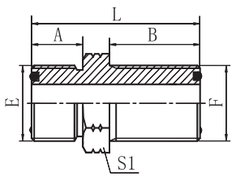

L6F

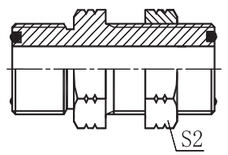

L6F-LN

美制ORFS外螺纹O形圈平面密封过板接头

ORFS MALE O–RING BULKHEAD

代号 PART NO.	螺纹 THREAD		O形圈 O–RING		尺寸 DIMENSIONS				
	E	F	E端	F端	A	B	L	S1	S2
6F-04	9/16"X18	9/16"X18	7.65X1.78	7.65X1.78	9.8	32	48.2	22	22
6F-06	11/16"X16	11/16"X16	9.25X1.78	9.25X1.78	11.2	34	53.2	27	27
6F-08	13/16"X16	13/16"X16	12.42X1.78	12.42X1.78	12.8	36.5	58.3	30	30
6F-10	1"X14	1"X14	15.6X1.78	15.6X1.78	15.5	40.6	66.6	36	36
6F-12	1.3/16"X12	1.3/16"X12	18.77X1.78	18.77X1.78	17	41.7	69.2	38	38
6F-16	1.7/16"X12	1.7/16"X12	23.52X1.78	23.52X1.78	17.5	42.2	70.2	46	46
6F-20	1.11/16"X12	1.11/16"X12	29.87X1.78	29.87X1.78	17.5	42.2	70.2	50	50
6F-24	2"X12	2"X12	37.82X1.78	37.82X1.78	17.5	42.2	70.2	60	60

注:如需带锁母整套订货，则请在代号后“LN”，如6F-16LN。
Note:In case if you are interested to order the adapter in complete set with lock nut，it is necessary to insert suffix“LN”after our part no.,for example 6F-16LN.

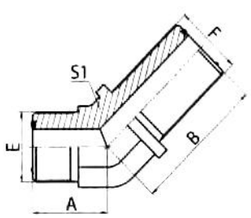

L6F4

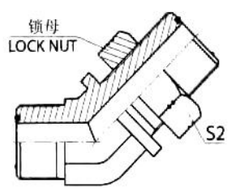

L6F4-LN

45° 弯美制ORFS外螺纹O形圈平面密封过板接头

45° ELBOW ORFS MALE O–RING BULKHEAD

代号 PART NO.	螺纹 THREAD		O形圈 O–RING		尺寸 DIMENSIONS				
	E	F	E端	F端	A	B	S1	S2	
6F4-04	9/16"X18	9/16"X18	O011	O011	18.5	42.4	14	22	
6F4-06	11/16"X16	11/16"X16	O012	O012	20.5	48.5	19	27	
6F4-08	13/16"X16	13/16"X16	O014	O014	24	51	22	30	
6F4-10	1"X14	1"X14	O016	O016	28	56.6	27	36	
6F4-12	1.3/16"X12	1.3/16"X12	O018	O018	30.7	60.7	30	38	
6F4-16	1.7/16"X12	1.7/16"X12	O021	O021	33	65.2	36	46	

注:如需带锁母订货，则请在代号后“LN”，如6F4-16LN，锁母代号为8F。
Note:In case if you are interested to order the adapter with lock nut, please insert suffix“LN”after our part no., for example 6F4-16LN, The lock nut NO. is 8F.

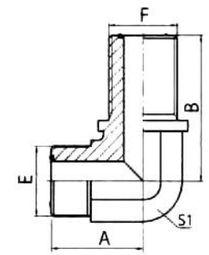

L6F9

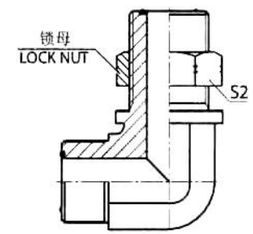

L6F9-LN

90° 弯美制ORFS外螺纹O形圈平面密封过板接头

90° ELBOW ORFS MALE O–RING BULKHEAD

代号 PART NO.	螺纹 THREAD		O形圈 O–RING		尺寸 DIMENSIONS				
	E	F	E端	F端	A	B	S1	S2	
6F9-04	9/16"X18	9/16"X18	O011	O011	23	47	14	22	
6F9-06	11/16"X16	11/16"X16	O012	O012	27.5	52	19	27	
6F9-08	13/16"X16	13/16"X16	O014	O014	31	55.5	22	30	
6F9-10	1"X14	1"X14	OO16	O016	36.5	63	27	36	
6F9-12	1.3/16"X12	1.3/16"X12	O018	O018	41	67.2	30	38	
6F9-16	1.7/16"X12	1.7/16"X12	O021	O021	44.5	71.2	36	46	
6F9-20	1.11/16"X12	1.11/16"X12	O025	O025	47.5	75.5	41	50	
6F9-24	2"X12	2"X12	O029	O029	53.5	79.5	50	60	

注:如需带锁母订货，则请在代号后“LN”，如6F9-16LN，锁母代号为8F。
Note:In case if you are interested to order the adapter with lock nut, please insert suffix“LN”after our part no., for example 6F9-16LN, The lock nut NO. is 8F.

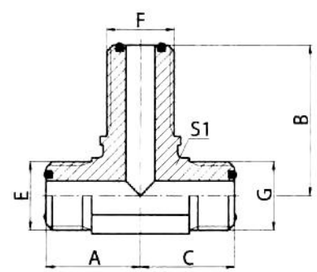

LAF6FF

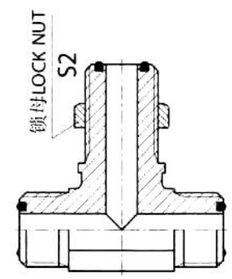

LAF6FF-LN

美制ORFS外螺纹O形圈平面密封过板接头分支三通

ORFS MALE O–RING BULKHEAD BRANCH TEE

代号 PART NO.	螺纹 THREAD			O形圈 O–RING			尺寸 DIMENSIONS				
	E	F	G	E端	F端	G端	A	B	C	S1	S2
AF6FF-04	9/16"X18	9/16"X18	9/16"X18	O011	O011	O011	23	47	23	14	22
AF6FF-06	11/16"X16	11/16"X16	11/16"X16	O012	O012	O012	27	52	27	19	27
AF6FF-08	13/16"X16	13/16"X16	13/16"X16	O014	O014	O014	31	55.5	31	22	30
AF6FF-10	1"X14	1"X14	1"X14	O016	O016	O016	36.5	63	36.5	27	36
AF6FF-12	1.3/16"X12	1.3/16"X12	1.3/16"X12	O018	O018	O018	41	67.2	41	30	38
AF6FF-16	1.7/16"X12	1.7/16"X12	1.7/16"X12	O021	O021	O021	44.5	71.2	44.5	36	46
AF6FF-20	1.11/16"X12	1.11/16"X12	1.11/16"X12	O025	O025	O025	47.5	75.5	47.5	41	50
AF6FF-24	2"X12	2"X12	2"X12	O029	O029	O029	53.5	79.5	53.5	50	60

注:如需带锁母订货，则请在代号后“LN”，如AF6FF-16LN，锁母代号为8F。
Note:In case if you are interested to order the adapter with lock nut, please insert suffix“LN”after our part no., for example AF6FF-16LN, The lock nut NO. is 8F.

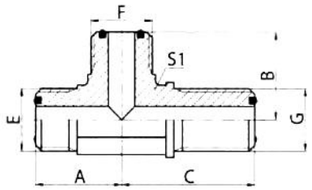

LAFF6F

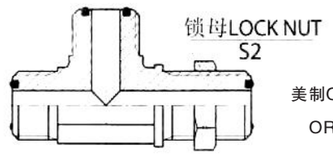

LAFF6F-LN

美制ORFS外螺纹O形圈平面密封过板接头主支三通

ORFS MALE O-RING BULKHEAD RUN TEE

代号 PART NO.	螺纹 THREAD			O形圈 O-RING			尺寸 DIMENSIONS				
	E	F	G	E端	F端	G端	A	B	C	S1	S2
AFF6F-04	9/16"X18	9/16"X18	9/16"X18	O011	O011	O011	23	23	47	14	22
AFF6F-06	11/16"X16	11/16"X16	11/16"X16	O012	O012	O012	27	27	52	19	27
AFF6F-08	13/16"X16	13/16"X16	13/16"X16	O014	O014	O014	31	31	55.5	22	30
AFF6F-10	1"X14	1"X14	1"X14	O016	O016	O016	36.5	36.5	63	27	36
AFF6F-12	1.3/16"X12	1.3/16"X12	1.3/16"X12	O018	O018	O018	41	41	67.2	30	38
AFF6F-16	1.7/16"X12	1.7/16"X12	1.7/16"X12	O021	O021	O021	44.5	44.5	71.2	36	46
AFF6F-20	1.11/16"X12	1.11/16"X12	1.11/16"X12	O025	O025	O025	47.5	47.5	75.5	41	50
AFF6F-24	2"X12	2"X12	2"X12	O029	O029	O029	53.5	53.5	79.5	50	60

注:如需带锁母订货，则请在代号后“LN”，如AFF6F-16LN，锁母代号为8F。
Note:In case if you are interested to order the adapter with lock nut, please insert suffix “LN” after our part no., for example AFF6F-16LN, The lock nut NO. is 8F.

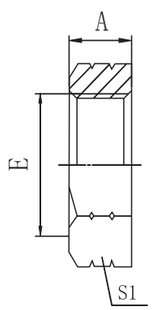

L8F

美制ORFS锁母

ORFS LOCK NUT

代号 PART NO.	螺纹 THREAD				尺寸 DIMENSIONS				
	E				A	S1			
8F-04	9/16"X18				7	22			
8F-06	11/16"X16				8	27			
8F-08	13/16"X16				9	30			
8F-10	1"X14				10.5	36			
8F-12	1.3/16"X12				10.5	38			
8F-16	1.7/16"X12				10.5	46			
8F-20	1.11/16"X12				10.5	50			
8F-24	2"X12				10.5	60			

注: 8F-04与8J-06同。 Note: 8F-04 is the same as 8J-06.

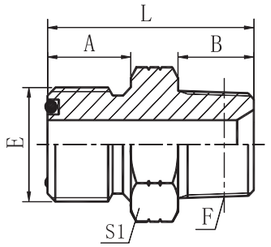

L1FN

美制ORFS外螺纹O形圈平面密封 / 布锥管外螺纹

ORFS MALE O-RING / NPT MALE

代号 PART NO.	螺纹 THREAD		O形圈 O-RING		尺寸 DIMENSIONS				
	E	F	E端		A	B	L	S1	
1FN-04-02	9/16"X18	Z1/8"X27	O011		9.8	10.5	26.5	17	
1FN-04	9/16"X18	Z1/4"X18	O011		9.8	15	30.5	17	
1FN-04-06	9/16"X18	Z3/8"X18	O011		9.8	16	31.5	19	
1FN-06-04	11/16"X16	Z1/4"X18	O012		11.2	15	32	19	
1FN-06	11/16"X16	Z3/8"X18	O012		11.2	16	33.5	19	
1FN-06-08	11/16"X16	Z1/2"X14	O012		11.2	19.5	39	24	
1FN-08-04	13/16"X16	Z1/4"X18	O014		12.8	15	36	22	
1FN-08-06	13/16"X16	Z3/8"X18	O014		12.8	16	36.5	22	
1FN-08	13/16"X16	Z1/2"X14	O014		12.8	19.5	40	24	
1FN-08-12	13/16"X16	Z3/4"X14	O014		12.8	19.5	42.5	30	
1FN-10-08	1"X14	Z1/2"X14	O016		15.5	19.5	45	27	
1FN-10-12	1"X14	Z3/4"X14	O016		15.5	19.5	45	30	
1FN-12-08	1.3/16"X12	Z1/2"X14	O018		17	19.5	46.5	32	
1FN-12	1.3/16"X12	Z3/4"X14	O018		17	19.5	47	32	
1FN-12-16	1.3/16"X12	Z1"X11.5	O018		17	25.5	53.5	36	
1FN-16-12	1.7/16"X12	Z3/4"X14	O021		17.5	19.5	48	38	
1FN-16	1.7/16"X12	Z1"X11.5	O021		17.5	25.5	53.5	38	
1FN-16-20	1.7/16"X12	Z1.1/4"X11.5	O021		17.5	26.5	57	46	
1FN-20-16	1.11/16"X12	Z1"X11.5	O025		17.5	25.5	56	46	
1FN-20	1.11/16"X12	Z1.1/4"X11.5	O025		17.5	26.5	56.5	46	
1FN-20-24	1.11/16"X12	Z1.1/2"X11.5	O025		17.5	27.5	60	50	
1FN-24	2"X12	Z1.1/2X11.5	O029		17.5	27.5	61	55	

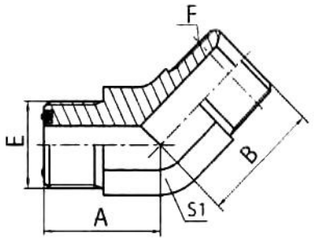

L1FN4

45° 弯美制ORFS外螺纹O形圈平面密封 / 布锥管外螺纹

45° ELBOW ORFS MALE O–RING / NPT MALE

代号 PART NO.	螺纹 THREAD		O形圈 O–RING		尺寸 DIMENSIONS				
	E	F	E端		A	B	S1		
1FN4-04-02	9/16"X18	Z1/8"X27	O011		18.3	18	14		
1FN4-04	9/16"X18	Z1/4"X18	O011		18.3	21	14		
1FN4-04-06	9/16"X18	Z3/8"X18	O011		19.5	25	19		
1FN4-06-04	11/16"X16	Z1/4"X18	O012		20.5	22	19		
1FN4-06	11/16"X16	Z3/8"X18	O012		20.5	25	19		
1FN4-06-08	11/16"X16	Z1/2"X14	O012		22	29.5	22		
1FN4-08-06	13/16"X16	Z3/8"X18	O014		24	26	22		
1FN4-08	13/16"X16	Z1/2"X14	O014		24	29.5	22		
1FN4-10-08	1"X14	Z1/2"X14	O016		28	31	27		
1FN4-12	1.3/16"X12	Z3/4"X14	O018		30.7	35.5	30		
1FN4-16	1.7/16"X12	Z1"X11.5	O021		33	40	36		
1FN4-20	1.11/16"X12	Z1.1/4"X11.5	O025		35.5	42.5	41		
1FN4-24	2"X12	Z1.1/2"X11.5	O029		39	46.5	50		

HENGFLEX®

美制螺纹O形圈平面密封ORFS接头 ORFS ADAPTERS

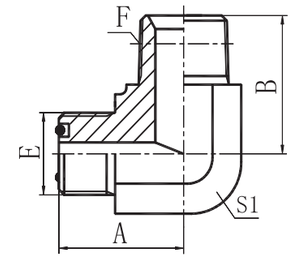

L1FN9

90° 弯美制ORFS外螺纹O形圈平面密封 / 布锥管外螺纹

90° ELBOW ORFS MALE O–RING / NPT MALE

代号 PART NO.	螺纹 THREAD		O形圈 O–RING		尺寸 DIMENSIONS				
	E	F	E端		A	B	S1		
1FN9-04-02	9/16"X18	Z1/8"X27	O011		23	24	14		
1FN9-04	9/16"X18	Z1/4"X18	O011		23	25.5	14		
1FN9-06-04	11/16"X16	Z1/4"X18	O012		27	28.5	19		
1FN9-06	11/16"X16	Z3/8"X18	O012		27.5	31	19		
1FN9-06-08	11/16"X16	Z1/2"X14	O012		29	36.7	22		
1FN9-08-06	13/16"X16	Z3/8"X18	O014		31	33.5	22		
1FN9-08	13/16"X16	Z1/2"X14	O014		31	37.3	22		
1FN9-08-12	13/16"X16	Z3/4"X14	O014		34.5	44	27		
1FN9-10-08	1"X14	Z1/2"X14	O016		36.5	40	27		
1FN9-10-12	1"X14	Z3/4"X14	O016		36.5	44	27		
1FN9-12-08	1.3/16"X12	Z1/2"X14	O018		40.3	41.5	30		
1FN9-12	1.3/16"X12	Z3/4"X14	O018		41	45.5	30		
1FN9-12-16	1.3/16"X12	Z1"X11.5	O018		43	50	33		
1FN9-16-12	1.7/16"X12	Z3/4"X14	O021		44.5	49	36		
1FN9-16	1.7/16"X12	Z1"X11.5	O021		44.5	51.5	36		
1FN9-20-16	1.11/16"X12	Z1"X11.5	O025		47.5	54.5	41		
1FN9-20	1.11/16"X12	Z1.1/4"X11.5	O025		47.5	54.5	41		
1FN9-24	2"X12	Z1.1/2"X11.5	O029		53.5	61	50		

HENGFLEX®

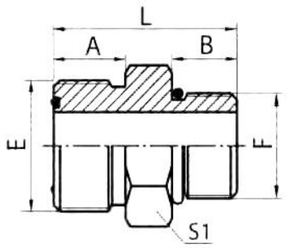

L1FH

美制ORFS外螺纹O形圈平面密封 / 公制外螺纹重系列ISO 6149–2

ORFS MALE O–RING / METRIC MALE S–SERIES ISO 6149–2

代号 PART NO.	螺纹 THREAD		O形圈 O–RING		尺寸 DIMENSIONS				
	E	F	E端	F端	A	B	L	S1	
1FH-04-10	9/16"X18	M10X1	O011	O08.1X1.6	9.8	9.5	28	17	
1FH-04-12	9/16"X18	M12X1.5	O011	O09.3X2.4	9.8	11	29.5	17	
1FH-06-12	11/16"X16	M12X1.5	O012	O09.3X2.4	11.2	11	31	19	
1FH-06-14	11/16"X16	M14X1.5	O012	O11.3X2.4	11.2	11	31	19	
1FH-06-16	11/16"X16	M16X1.5	O012	O13.3X2.4	11.2	12.5	33.5	22	
1FH-08-16	13/16"X16	M16X1.5	O014	O13.3X2.4	12.8	12.5	36	22	
1FH-08-18	13/16"X16	M18X1.5	O014	O15.3X2.4	12.8	14	36.5	24	
1FH-08-22	13/16"X16	M22X1.5	O014	O19.3X2.4	12.8	15	37.5	27	
1FH-10-22	1"X14	M22X1.5	O016	O19.3X2.4	15.5	15	40.5	27	
1FH-12-22	1.3/16"X12	M22X1.5	O018	O19.3X2.4	17	15	45.5	32	
1FH-12-27	1.3/16"X12	M27X2	O018	O23.5X3.0	17	18.5	49	32	
1FH-16-33	1.7/16"X12	M33X2	O021	O29.5X3.0	17.5	18.5	51	41	
1FH-20-42	1.11/16"X12	M42X2	O025	O38.5X3.0	17.5	19	54.5	50	
1FH-24-48	2"X12	M48X2	O029	O44.5X3.0	17.5	21.5	57	55	

注：F端与ISO 6149-1油口相配。 Note: F end is fit for ISO 6149-1 port.

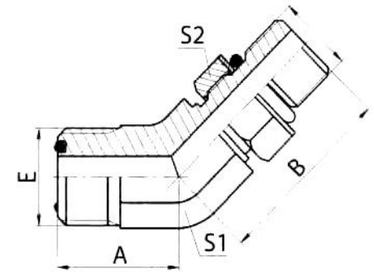

L1FH4-OG

45° 弯美制ORFS外螺纹O形圈平面密封 /
公制外螺纹可调向柱端重系列ISO 6149–2
45° ELBOW ORFS MALE O–RING /
METRIC MALE ADJUSTABLE STUD END S–SERIES ISO 6149–2

代号 PART NO.	螺纹 THREAD		O形圈 O–RING		尺寸 DIMENSIONS				
	E	F	E端	F端	A	B	S1	S2	
1FH4-04-14OG	9/16"X18	M14X1.5	O011	O11.3X2.4	18.3	29.5	14	19	
1FH4-06-14OG	11/16"X16	M14X1.5	O012	O11.3X2.4	20.5	33	19	19	
1FH4-06-16OG	11/16"X16	M16X1.5	O012	O13.3X2.4	20.5	32.5	19	22	
1FH4-08-16OG	13/16"X16	M16X1.5	O014	O13.3X2.4	24	33.5	22	22	
1FH4-08-18OG	13/16"X16	M18X1.5	O014	O15.3X2.4	24	36	22	24	
1FH4-10-22OG	1"X14	M22X1.5	O016	O19.3X2.4	28	38.5	27	27	
1FH4-12-22OG	1.3/16"X12	M22X1.5	O018	O19.3X2.4	30.7	39.5	30	27	
1FH4-12-27OG	1.3/16"X12	M27X2	O018	O23.5X3.0	30.7	40	30	32	
1FH4-16-33OG	1.7/16"X12	M33X2	O021	O29.5X3.0	33	48.5	36	41	

注：F端与ISO 6149-1油口相配。 Note: F end is fit for ISO 6149-1 port.

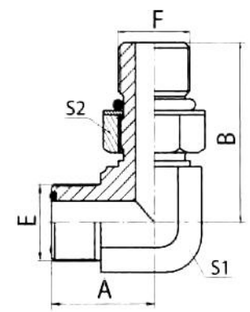

L1FH9-OG

90° 弯美制ORFS外螺纹O形圈平面密封 /
公制外螺纹可调向柱端重系列ISO 6149–2
90° ELBOW ORFS MALE O–RING /
METRIC MALE ADJUSTABLE STUD END S–SERIES ISO 6149–2

代号 PART NO.	螺纹 THREAD		O形圈 O–RING		尺寸 DIMENSIONS				
	E	F	E端	F端	A	B	S1	S2	
1FH9-04-12OG	9/16"X18	M12X1.5	O011	O09.3X2.4	23	32	14	17	
1FH9-06-14OG	11/16"X16	M14X1.5	O012	O11.3X2.4	27	35.5	19	19	
1FH9-06-16OG	11/16"X16	M16X1.5	O012	O13.3X2.4	27	38	19	22	
1FH9-08-16OG	13/16"X16	M16X1.5	O014	O13.3X2.4	31	40.5	22	22	
1FH9-08-18OG	13/16"X16	M18X1.5	O014	O15.3X2.4	31	43	22	24	
1FH9-08-22OG	13/16"X16	M22X1.5	O014	O19.3X2.4	31	44.5	22	27	
1FH9-10-22OG	1"X14	M22X1.5	O016	O19.3X2.4	36.5	48	27	27	
1FH9-12-27OG	1.3/16"X12	M27X2	O018	O23.5X3.0	40.5	50	30	32	
1FH9-12-33OG	1.3/16"X12	M33X2	O018	O29.5X3.0	42.5	56	33	41	
1FH9-16-33OG	1.7/16"X12	M33X2	O021	O29.5X3.0	44.5	58.5	36	41	

注：F端与ISO 6149-1油口相配。 Note: F end is fit for ISO 6149-1 port.

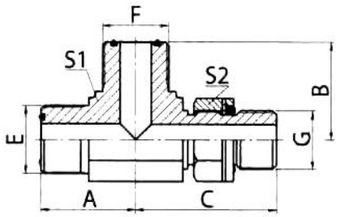

LAFFH-OG

美制ORFS外螺纹O形圈平面密封 / 公制外螺纹
可调向柱端重系列ISO 6149-2 主支三通
ORFS MALE O-RING / METRIC MALE
ADJUSTABLE STUD END S-SERIES ISO 6149-2 RUN TEE

代号 PART NO.	螺纹 THREAD			O形圈 O-RING			尺寸 DIMENSIONS				
	E	F	G	E端	F端	G端	A	B	C	S1	S2
AFFH-04-04-14OG	9/16"X18	9/16"X18	M14X1.5	O011	O011	O11.3X2.4	23	23	33.5	14	19
AFFH-06-06-16OG	11/16"X16	11/16"X16	M16X1.5	O012	O012	O13.3X2.4	27	27	38	19	22
AFFH-08-08-22OG	13/16"X16	13/16"X16	M22X1.5	O014	O014	O19.3X2.4	31	31	44.5	22	27
AFFH-10-10-22OG	1"X14	1"X14	M22X1.5	O016	O016	O19.3X2.4	36.5	36.5	48	27	27
AFFH-12-12-27OG	1.3/16"X12	1.3/16"X12	M27X2	O018	O018	O23.5X3.0	40.5	40.5	50	30	32
AFFH-16-16-33OG	1.7/16"X12	1.7/16"X12	M33X2	O021	O021	O29.5X3.0	44.5	44.5	58.5	36	41

注：F端与ISO 6149-1油口相配。 Note: F end is fit for ISO 6149-1 port.

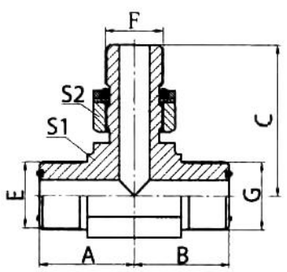

LAFHF-OG

美制ORFS外螺纹O形圈平面密封 / 公制外螺纹
可调向柱端重系列ISO 6149-2 分支三通
ORFS MALE O-RING / METRIC MALE
ADJUSTABLE STUD END S-SERIES ISO 6149-2 BRANCH TEE

代号 PART NO.	螺纹 THREAD			O形圈 O-RING			尺寸 DIMENSIONS				
	E	F	G	E端	F端	G端	A	B	C	S1	S2
AFHF-04-14-04OG	9/16"X18	M14X1.5	9/16"X18	O011	O11.3X2.4	O011	23	33.5	23	14	19
AFHF-06-16-06OG	11/16"X16	M16X1.5	11/16"X16	O012	O13.3X2.4	O012	27	38	27	19	22
AFHF-08-22-08OG	13/16"X16	M22X1.5	13/16"X16	O014	O19.3X2.4	O014	31	44.5	31	22	27
AFHF-10-22-10OG	1"X14	M22X1.5	1"X14	O016	O19.3X2.4	O016	36.5	48	36.5	27	27
AFHF-12-27-12OG	1.3/16"X12	M27X2	1.3/16"X12	O018	O23.5X3.0	O018	40.5	50	40.5	30	32
AFHF-16-33-16OG	1.7/16"X12	M33X2	1.7/16"X12	O021	O29.5X3.0	O021	44.5	58.5	44.5	36	41

注：F端与ISO 6149-1油口相配。 Note: F end is fit for ISO 6149-1 port.

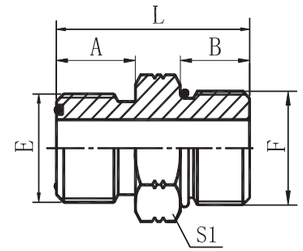

L1FO

美制ORFS外螺纹O形圈平面密封 /
美制SAE外螺纹带O形圈重系列ISO 11926-2
ORFS MALE O-RING /
SAE O-RING BOSS S-SERIES ISO 11926-2

代号 PART NO.	螺纹 THREAD		O形圈 O-RING		尺寸 DIMENSIONS			
	E	F	E端	F端	A	B	L	S1
1FO-04	9/16"X18	7/16"X20	O011	O904	9.8	11	28.7	17
1FO-04-05	9/16"X18	1/2"X20	O011	O905	9.8	11	28.7	17
1FO-04-06	9/16"X18	9/16"X18	O011	O906	9.8	12	29.5	17
1FO-04-08	9/16"X18	3/4"X16	O011	O908	9.8	14	33.5	22
1FO-06-04	11/16"X16	7/16"X20	O012	O904	11.2	11	31	19
1FO-06-05	11/16"X16	1/2"X20	O012	O905	11.2	11	30.9	19
1FO-06	11/16"X16	9/16"X18	O012	O906	11.2	12	31.9	19
1FO-06-08	11/16"X16	3/4"X16	O012	O908	11.2	14	35	22
1FO-06-10	11/16"X16	7/8"X14	O012	O910	11.2	16	38.5	27
1FO-08-06	13/16"X16	9/16"X18	O014	O906	12.8	12	34.5	22
1FO-08	13/16"X16	3/4"X16	O014	O908	12.8	14	36.6	22
1FO-08-10	13/16"X16	7/8"X14	O014	O910	12.8	16	40.5	27
1FO-08-12	13/16"X16	1.1/16"X12	O014	O912	12.8	18.5	44.5	32
1FO-10	1"X14	7/8"X14	O016	O910	15.5	16	43.1	27
1FO-10-08	1"X14	3/4"X16	0O16	O908	15.5	14	41.1	27
1FO-10-12	1"X14	1.1/16"X12	O016	O912	15.5	18.5	47	32
1FO-12-10	1.3/16"X12	7/8"X14	O018	O910	17	16	46	32
1FO-12	1.3/16"X12	1.1/16"X12	O018	O912	17	18.5	48.6	32
1FO-12-16	1.3/16"X12	1.5/16"X12	O018	O916	17	18.5	49.8	38
1FO-16-12	1.7/16"X12	1.1/16"X12	O021	O912	17.5	18.5	50.3	38
1FO-16	1.7/16"X12	1.5/16"X12	O021	O916	17.5	18.5	50.3	38
1FO-16-20	1.7/16"X12	1.5/8"X12	O021	O920	17.5	18.5	52	50
1FO-20-16	1.11/16"X12	1.5/16"X12	O025	O916	17.5	18.5	52	46
1FO-20	1.11/16"X12	1.5/8"X12	O025	O920	17.5	18.5	52.3	50
1FO-24-20	2"X12	1.5/8"X12	O029	O920	17.5	18.5	54	55
1FO-24	2"X12	1.7/8"X12	O029	O924	17.5	18.5	54.1	55

注：F端与ISO 11926-1油口相配。 Note: F end is connected with ISO 11926-1 port.

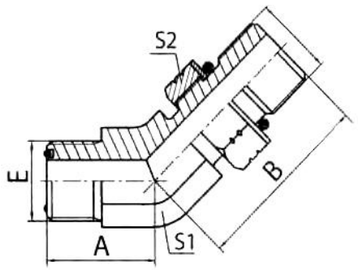

L1FO4-OG

45° 弯美制ORFS外螺纹O形圈平面密封 /
美制SAE外螺纹带O形圈重系列ISO 11926-2
45° ELBOW ORFS MALE O-RING /
SAE O-RING BOSS S-SERIES ISO 11926-2

代号 PART NO.	螺纹 THREAD		O形圈 O-RING		尺寸 DIMENSIONS				
	E	F	E端	F端	A	B	S1	S2	
1FO4-04OG	9/16"X18	7/16"X20	O011	O904	18.3	26	14	17	
1FO4-04-06OG	9/16"X18	9/16"X18	O011	O906	18.3	28	14	19	
1FO4-06-04OG	11/16"X16	7/16"X20	O012	O904	20.5	27.3	19	17	
1FO4-06OG	11/16"X16	9/16"X18	O012	O906	20.5	29.5	19	19	
1FO4-06-08OG	11/16"X16	3/4"X16	O012	O908	20.5	32.5	19	24	
1FO4-08-06OG	13/16"X16	9/16"X18	O014	O906	24	30.8	22	19	
1FO4-08OG	13/16"X16	3/4"X16	O014	O908	24	34	22	24	
1FO4-08-10OG	13/16"X16	7/8"X14	O014	O910	24	39.5	22	27	
1FO4-08-12OG	13/16"X16	1.1/16"X12	O014	O912	25.5	44	27	32	
1FO4-10-08OG	1"X14	3/4"X16	O016	O908	28	34	27	24	
1FO4-10OG	1"X14	7/8"X14	O016	O910	28	41.5	27	27	
1FO4-10-12OG	1"X14	1.1/16"X12	O016	O912	28	44	27	32	
1FO4-12-10OG	1.3/16"X12	7/8"X14	O018	O910	30.7	42	30	27	
1FO4-12OG	1.3/16"X12	1.1/16"X12	O018	O912	30.7	45.5	30	32	
1FO4-12-16OG	1.3/16"X12	1.5/16"X12	O018	O916	32.5	47.9	36	41	
1FO4-16-12OG	1.7/16"X12	1.1/16"X12	O021	O912	33	47.9	36	32	
1FO4-16OG	1.7/16"X12	1.5/16"X12	O021	O916	33	47.9	36	41	
1FO4-16-20OG	1.7/16"X12	1.5/8"X12	O021	O920	35.5	48.5	41	50	
1FO4-20OG	1.11/16"X12	1.5/8"X12	O025	O920	35.5	48.8	41	50	
1FO4-20-24OG	1.11/16"X12	1.7/8"X12	O025	O924	38	51	48	55	
1FO4-24OG	2"X12	1.7/8"X12	O029	O924	39	52	50	55	

注：F端与ISO 11926-1油口相配。 Note: F end is connected with ISO 11926-1 port.

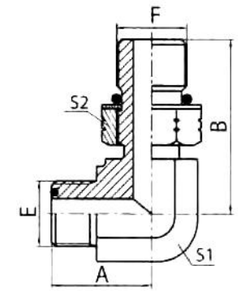

L1FO9-OG

90° 弯美制ORFS外螺纹O形圈平面密封 /
美制SAE外螺纹带O形圈重系列ISO 11926-2
90° ELBOW ORFS MALE O-RING /
SAE O-RING BOSS S-SERIES ISO 11926-2

代号 PART NO.	螺纹 THREAD		O形圈 O-RING		尺寸 DIMENSIONS				
	E	F	E端	F端	A	B	S1	S2	
1FO9-04OG	9/16"X18	7/16"X20	O011	O904	23	30.3	14	17	
1FO9-04-06OG	9/16"X18	9/16"X18	O011	O906	23	32	14	19	
1FO9-06-04OG	11/16"X16	7/16"X20	O012	O904	27.5	33.5	19	17	
1FO9-06OG	11/16"X16	9/16"X18	O012	O906	27.5	34.5	19	19	
1FO9-06-08OG	11/16"X16	3/4"X16	O012	O908	27.5	38	19	24	
1FO9-06-10OG	11/16"X16	7/8"X14	O012	O910	29	45.3	22	27	
1FO9-08-06OG	13/16"X16	9/16"X18	O014	O906	31	37	22	19	
1FO9-08OG	13/16"X16	3/4"X16	O014	O908	31	40.5	22	24	
1FO9-08-10OG	13/16"X16	7/8"X14	O014	O910	31	45.3	22	27	
1FO9-08-12OG	13/16"X16	1.1/16"X12	O014	O912	34.5	52	27	32	
1FO9-10-08OG	1"X14	3/4"X16	O016	O908	36.5	45	27	24	
1FO9-10OG	1"X14	7/8"X14	O016	O910	36.5	50.8	27	27	
1FO9-10-12OG	1"X14	1.1/16"X12	O016	O912	36.5	52	27	32	
1FO9-12-10OG	1.3/16"X12	7/8"X14	O018	O910	41	52.8	30	27	
1FO9-12OG	1.3/16"X12	1.1/16"X12	O018	O912	41	54	30	32	
1FO9-12-16OG	1.3/16"X12	1.5/16"X12	O018	O916	43	55.5	33	41	
1FO9-16-12OG	1.7/16"X12	1.1/16"X12	O021	O912	44.5	59	36	32	
1FO9-16OG	1.7/16"X12	1.5/16"X12	O021	O916	44.5	59	36	41	
1FO9-20OG	1.11/16"X12	1.5/8"X12	O025	O920	47.5	60.5	41	50	
1FO9-20-24OG	1.11/16"X12	1.7/8"X12	O025	O924	51.5	66.5	48	55	
1FO9-24-20OG	2"X12	1.5/8"X12	O029	O920	53.5	67.5	50	50	
1FO9-24OG	2"X12	1.7/8"X12	O029	O924	53.5	67.5	50	55	

注：F端与ISO 11926-1油口相配。 Note: F end is connected with ISO 11926-1 port.

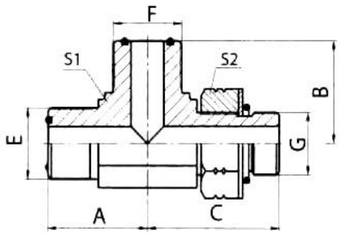

LAFFO-OG

美制ORFS外螺纹O形圈平面密封 /
美制SAE外螺纹带O形圈重系列ISO 11926-2 主支三通
ORFS MALE O-RING /
SAE O-RING BOSS S-SERIES ISO 11926-2 RUN TEE

代号 PART NO.	螺纹 THREAD			O形圈 O-RING			尺寸 DIMENSIONS				
	E	F	G	E端	F端	G端	A	B	C	S1	S2
AFFO-04OG	9/16"X18	9/16"X18	7/16"X20	O011	O011	O904	23	23	30	14	17
AFFO-04-04-06OG	9/16"X18	9/16"X18	9/16"X18	O011	O011	O906	23	23	32	14	19
AFFO-06OG	11/16"X16	11/16"X16	9/16"X18	O012	O012	O906	27.5	27.5	35.5	19	19
AFFO-06-06-08OG	11/16"X16	11/16"X16	3/4"X16	O012	O012	O908	27.5	27.5	38	19	24
AFFO-08-08-06OG	13/16"X16	13/16"X16	9/16"X18	O014	O014	O906	31	31	37.5	22	19
AFFO-08OG	13/16"X16	13/16"X16	3/4"X16	O014	O014	O908	31	31	40.5	22	24
AFFO-08-08-10OG	13/16"X16	13/16"X16	7/8"X14	O014	O014	O910	31	31	45.3	22	27
AFFO-08-08-12OG	13/16"X16	13/16"X16	1.1/16"X12	O014	O014	O912	34.5	34.5	52	27	32
AFFO-10OG	1"X14	1"X14	7/8"X14	O016	O016	O910	36.5	36.5	50.8	27	27
AFFO-10-10-12OG	1"X14	1"X14	1.1/16"X12	O016	O016	O912	36.5	36.5	52	27	32
AFFO-12OG	1.3/16"X12	1.3/16"X12	1.1/16"X12	O018	O018	O912	40.3	40.3	55.3	30	32
AFFO-16-16-12OG	1.7/16"X12	1.7/16"X12	1.1/16"X12	O021	O021	O912	44.5	44.5	58.5	36	32
AFFO-16OG	1.7/16"X12	1.7/16"X12	1.5/16"X12	O021	O021	O916	44.5	44.5	59.3	36	41
AFFO-20OG	1.11/16"X12	1.11/16"X12	1.5/8"X12	O025	O025	O920	47.5	47.5	60.5	41	50
AFFO-24OG	2"X12	2"X12	1.7/8"X12	O029	O029	O924	53.5	53.5	68	50	55

注：F端与ISO 11926-1油口相配。 Note: F end is connected with ISO 11926-1 port.

K

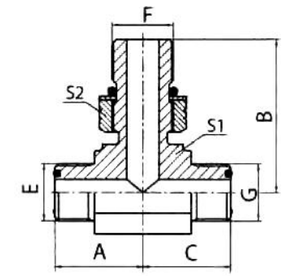

LAFOF-OG

美制ORFS外螺纹O形圈平面密封 /
美制SAE外螺纹带O形圈重系列ISO 11926-2 分支三通
ORFS MALE O-RING /
SAE O-RING BOSS S-SERIES ISO 11926-2 BRANCH TEE

代号 PART NO.	螺纹 THREAD			O形圈 O-RING			尺寸 DIMENSIONS				
	E	F	G	E端	F端	G端	A	B	C	S1	S2
AFOF-04OG	9/16"X18	7/16"X20	9/16"X18	O011	O904	O011	23	30.3	23	14	17
AFOF-04-06-04OG	9/16"X18	9/16"X18	9/16"X18	O011	O906	O011	23	32	23	14	19
AFOF-06OG	11/16"X16	9/16"X18	11/16"X16	O012	O906	O012	27.5	35.5	27.5	19	19
AFOF-06-08-06OG	11/16"X16	3/4"X16	11/16"X16	O012	O908	O012	27	38	27	19	24
AFOF-08OG	13/16"X16	3/4"X16	13/16"X16	O014	O908	O014	31	40.5	31	22	24
AFOF-08-10-08OG	13/16"X16	7/8"X14	13/16"X16	O014	O910	O014	31	45.3	31	22	27
AFOF-08-12-08OG	13/16"X16	1.1/16"X12	13/16"X16	O014	O912	O014	34.5	54	34.5	27	32
AFOF-10OG	1"X14	7/8"X14	1"X14	O016	O910	O016	36.5	50.8	36.5	27	27
AFOF-10-12-10OG	1"X14	1.1/16"X12	1"X14	O016	O912	O016	36.5	52	36.5	27	32
AFOF-12OG	1.3/16"X12	1.1/16"X12	1.3/16"X12	O018	O912	O018	40.3	55.3	40.3	30	32
AFOF-16OG	1.7/16"X12	1.5/16"X12	1.7/16"X12	O021	O916	O021	41.5	59.3	41.5	36	41
AFOF-20OG	1.11/16"X12	1.5/8"X12	1.11/16"X12	O025	O920	O025	47.5	60.5	47.5	41	50
AFOF-24OG	2"X12	1.7/8"X12	2"X12	O029	O924	O029	53.5	68	53.5	50	55

注：F端与ISO 11926-1油口相配。 Note: F end is connected with ISO 11926-1 port.

K

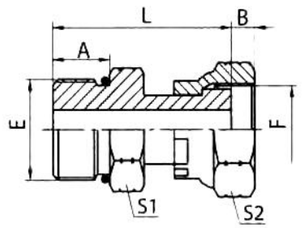

L2OF

美制SAE外螺纹带O形圈重系列ISO 11926-2 / ORFS内螺纹

SAE O-RING BOSS S-SERIES ISO 11926-2 / ORFS FEMALE

代号 PART NO.	螺纹 THREAD		O形圈 O-RING		尺寸 DIMENSIONS				
	E	F	E端		A	B	L	S1	S1
2OF-04	7/16"X20	9/16"X18	O904		11	7.5	32.5	17	19
2OF-04-06	7/16"X20	11/16"X16	O904		11	9.5	35.5	17	22
2OF-06-04	9/16"X18	9/16"X18	O906		12	7.5	33.5	17	19
2OF-06	9/16"X18	11/16"X16	O906		12	9.5	36.5	19	22
2OF-06-08	9/16"X18	13/16"X16	O906		12	11.5	38.5	19	27
2OF-08-06	3/4"X16	11/16"X16	O908		14	9.5	40.5	22	22
2OF-08	3/4"X16	13/16"X16	O908		14	11.5	42.5	22	27
2OF-10-08	7/8"X14	13/16"X16	O910		16	11.5	46.5	27	27
2OF-10	7/8"X14	1"X14	O910		16	12.5	50.5	27	32
2OF-12-10	1.1/16"X12	1"X14	O912		18.5	12.5	54	32	32
2OF-12	1.1/16"X12	1.3/16"X12	O912		18.5	13	56	32	36
2OF-16-12	1.5/16"X12	1.3/16"X12	O916		18.5	13	55.5	38	36
2OF-16	1.5/16"X12	1.7/16"X12	O916		18.5	14	57.5	38	41
2OF-20-16	1.5/8"X12	1.7/16"X12	O920		18.5	14	61.5	50	41
2OF-20	1.5/8"X12	1.11/16"X12	O920		18.5	15	65	50	50
2OF-24	1.7/8"X12	2"X12	O924		18.5	17	65	55	60

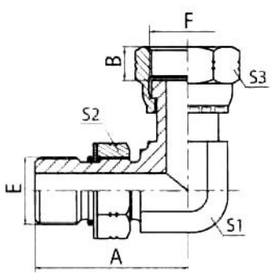

L2OF9-OG

90° 弯美制SAE外螺纹带O形圈重系列
ISO 11926-2 / ORFS内螺纹

90° ELBOW SAE O-RING BOSS S-SERIES
ISO 11926-2 / ORFS FEMALE

代号 PART NO.	螺纹 THREAD		O形圈 O-RING		尺寸 DIMENSIONS				
	E	F	E端		A	B	S1	S2	S3
2OF9-04OG	7/16"X20	9/16"X18	O904		30.5	7.5	14	17	19
2OF9-06OG	9/16"X18	11/16"X16	O906		34.5	9.5	16	19	22
2OF9-08OG	3/4"X16	13/16"X16	O908		37.5	11.5	19	24	27
2OF9-10OG	7/8"X14	1"X14	O910		45.2	12.5	22	27	32
2OF9-12OG	1.1/16"X12	1.3/16"X12	O912		52	13	27	32	36
2OF9-16OG	1.5/16"X12	1.7/16"X12	O916		56	14	33	41	41
2OF9-20OG	1.5/8"X12	1.11/16"X12	O920		59	15	41	50	50
2OF9-24OG	1.7/8"X12	2"X12	O924		63	17	48	55	60

注：E端与ISO 11926-1油口相配。 Note: E end is connected with ISO 11926-1 port.

美制螺纹O形圈平面密封ORFS接头 ORFS ADAPTERS

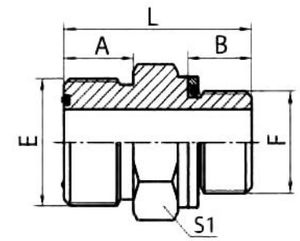

L1FG

美制ORFS外螺纹O形圈平面密封 / 英管外螺纹O形圈

ORFS MALE O-RING / BSP MALE O-RING

代号 PART NO.	螺纹 THREAD		O形圈 O-RING		尺寸 DIMENSIONS				
	E	F	E端	F端	A	B	L	S1	
1FG-04-02	9/16"X18	G1/8"X28	O011	O011	10	9.5	27.5	17	
1FG-04	9/16"X18	G1/4"X19	O011	O111	9.8	11	29	19	
1FG-04-06	9/16"X18	G3/8"X19	O011	O113	9.8	11.5	31	22	
1FG-06	11/16"X16	G3/8"X19	O012	O113	11.2	11.5	32.5	22	
1FG-06-04	11/16"X16	G1/4"X19	O012	O111	11.2	11	30	19	
1FG-06-08	11/16"X16	G1/2"X14	O012	O115	11.2	14	36.5	27	
1FG-08	13/16"X16	G1/2"X14	O014	O115	12.8	14	38.5	27	
1FG-08-06	13/16"X16	G3/8"X19	O014	O113	12.8	11.5	34.5	22	
1FG-08-12	13/16"X16	G3/4"X14	O014	O119	12.8	15.5	42	32	
1FG-10-08	1"X14	G1/2"X14	O016	O115	15.5	14	42.5	27	
1FG-10-12	1"X14	G3/4"X14	O016	O119	15.5	15.5	44	32	
1FG-12-08	1.3/16"X12	G1/2"X14	O018	O115	17	14	44	32	
1FG-12	1.3/16"X12	G3/4"X14	O018	O119	17	15.5	45.6	32	
1FG-12-16	1.3/16"X12	G1"X11	O018	O217	17	18	48	41	
1FG-16-12	1.7/16"X12	G3/4"X14	O021	O119	17.5	15.5	47	38	
1FG-16	1.7/16"X12	G1"X11	O021	O217	17.5	18	49.5	41	
1FG-20	1.11/16"X12	G1.1/4"X11	O025	O222	17.5	20	55.5	50	
1FG-20-16	1.11/16"X12	G1"X11	O025	O217	17.5	18	51.5	46	
1FG-24	2"X12	G1.1/2"X11	O029	O224	17.5	21.5	57	55	

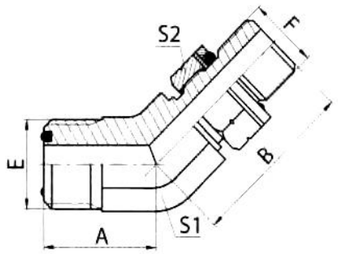

L1FG4-OG

45° 弯美制ORFS外螺纹O形圈平面密封 / 英管外螺纹O形圈

45° ELBOW ORFS MALE O–RING / BSP MALE O–RING

代号 PART NO.	螺纹 THREAD		O形圈 O–RING		尺寸 DIMENSIONS				
	E	F	E端	F端	A	B	S1	S2	
1FG4-04OG	9/16"X18	G1/4"X19	O011	O111	18.3	27	14	19	
1FG4-04-02OG	9/16"X18	G1/8"X28	O011	O011	18.3	24.8	14	14	
1FG4-04-06OG	9/16"X18	G3/8"X19	O011	O113	18	30	16	22	
1FG4-06OG	11/16"X16	G3/8"X19	O012	O113	20.5	31	19	22	
1FG4-06-04OG	11/16"X16	G1/4"X19	O012	O111	20.5	28	19	19	
1FG4-06-08OG	11/16"X16	G1/2"X14	O012	O115	22	36	22	27	
1FG4-08OG	13/16"X16	G1/2"X14	O014	O115	24	36	22	27	
1FG4-08-06OG	13/16"X16	G3/8"X19	O014	O113	24	32	22	22	
1FG4-10-08OG	1"X14	G1/2"X14	O016	O115	28	37.5	27	27	
1FG4-10-12OG	1"X14	G3/4"X14	O016	O119	28	42	27	32	
1FG4-12OG	1.3/16"X12	G3/4"X14	O018	O119	30.7	42.5	30	32	
1FG4-12-08OG	1.3/16"X12	G1/2"X14	O018	O115	30.7	38.5	30	27	
1FG4-12-16OG	1.3/16"X12	G1"X11	O018	O217	31.5	44	33	41	
1FG4-16OG	1.7/16"X12	G1"X11	O021	O217	33	44.5	36	41	
1FG4-16-12OG	1.7/16"X12	G3/4"X14	O021	O119	33	44.5	36	32	
1FG4-20OG	1.11/16"X12	G1.1/4"X11	O025	O222	35.5	47.5	41	50	

注：F端与DIN 3852油口相配。 Note: F end is connected with DIN 3852 port.

K

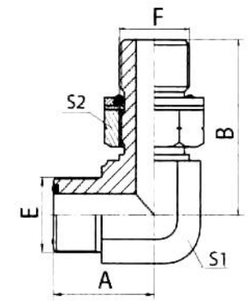

L1FG9-OG

90° 弯美制ORFS外螺纹O形圈平面密封 / 英管外螺纹O形圈

90° ELBOW ORFS MALE O–RING / BSP MALE O–RING

代号 PART NO.	螺纹 THREAD		O形圈 O–RING		尺寸 DIMENSIONS				
	E	F	E端	F端	A	B	S1	S2	
1FG9-04-02OG	9/16"X18	G1/8"X28	O011	O011	23	29	14	14	
1FG9-04OG	9/16"X18	G1/4"X19	O011	O111	24	33	14	19	
1FG9-04-06OG	9/16"X18	G3/8"X19	O011	O113	24	35.8	16	22	
1FG9-06-04OG	11/16"X16	G1/4"X19	O012	O111	27	33.5	19	19	
1FG9-06OG	11/16"X16	G3/8"X19	O012	O113	27	36.8	19	22	
1FG9-06-08OG	11/16"X16	G1/2"X14	O012	O115	29	43.2	22	27	
1FG9-08-06OG	13/16"X16	G3/8"X19	O014	O113	31	39	22	22	
1FG9-08OG	13/16"X16	G1/2"X14	O014	O115	31	43.2	22	27	
1FG9-10-08OG	1"X14	G1/2"X14	O016	O115	36.5	46.5	27	27	
1FG9-10-12OG	1"X14	G3/4"X14	O016	O119	36.5	49.3	27	32	
1FG9-12-08OG	1.3/16"X12	G1/2"X14	O018	O115	40.3	47.5	30	27	
1FG9-12OG	1.3/16"X12	G3/4"X14	O018	O119	40.3	52	30	32	
1FG9-12-16OG	1.3/16"X12	G1"X11	O018	O217	42.5	53	33	41	
1FG9-16-12OG	1.7/16"X12	G3/4"X14	O021	O119	44.5	56	36	32	
1FG9-16OG	1.7/16"X12	G1"X11	O021	O217	44.5	56	36	41	
1FG9-20-16OG	1.11/16"X12	G1"X11	O025	O217	47.5	58	41	41	
1FG9-20OG	1.11/16"X12	G1.1/4"X11	O025	O222	47.5	60	41	50	
1FG9-24OG	2"X12	G1.1/2"X11	O029	O224	51.5	65.5	48	55	

注：F端与DIN 3852油口相配。 Note: F end is connected with DIN 3852 port.

K

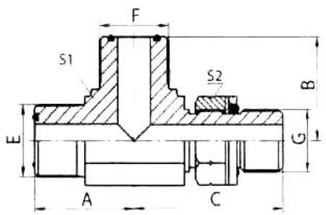

LAFFG-OG

美制ORFS外螺纹O形圈平面密封 / 英管外螺纹O形圈主支三通

ORFS MALE O–RING / BSP MALE O–RING RUN TEE

代号 PART NO.	螺纹 THREAD			O形圈 O–RING			尺寸 DIMENSIONS				
	E	F	G	E端	F端	G端	A	B	C	S1	S2
AFFG-04OG	9/16"X18	9/16"X18	G1/4"X19	O011	O011	O111	23	23	31.3	14	19
AFFG-04-04-06OG	9/16"X18	9/16"X18	G3/8"X19	O011	O011	O113	23.5	23.5	35.5	16	22
AFFG-06-06-04OG	11/16"X16	11/16"X16	G1/4"X19	O012	O012	O111	27	27	33.5	19	19
AFFG-06OG	11/16"X16	11/16"X16	G3/8"X19	O012	O012	O113	27.5	27.5	36.8	19	22
AFFG-08-08-06OG	13/16"X16	13/16"X16	G3/8"X19	O014	O014	O113	31	31	39.5	22	22
AFFG-08OG	13/16"X16	13/16"X16	G1/2"X14	O014	O014	O115	31	31	43.2	22	27
AFFG-10-10-12OG	1"X14	1"X14	G3/4"X14	O016	O016	O119	36.5	36.5	49.3	27	32
AFFG-12OG	1.3/16"X12	1.3/16"X12	G3/4"X14	O018	O018	O119	41.5	41.5	53.5	30	32
AFFG-16OG	1.7/16"X12	1.7/16"X12	G1"X11	O021	O021	O217	44.5	44.5	56	36	41

注：G端与DIN 3852油口相配。 Note: G end is connected with DIN 3852 port.

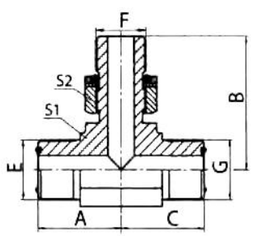

LAFGF-OG

美制ORFS外螺纹O形圈平面密封 / 英管外螺纹O形圈分支三通

ORFS MALE O–RING / BSP MALE O–RING BRANCH TEE

代号 PART NO.	螺纹 THREAD			O形圈 O–RING			尺寸 DIMENSIONS				
	E	F	G	E端	F端	G端	A	B	C	S1	S2
AFGF-04OG	9/16"X18	G1/4"X19	9/16"X18	O011	O111	O011	23	31.3	23	14	19
AFGF-04-06-04OG	9/16"X18	G3/8"X19	9/16"X18	O011	O113	O011	23.5	35.5	23.5	16	22
AFGF-06OG	11/16"X16	G3/8"X19	11/16"X16	O012	O113	O012	27.5	36.8	27.5	19	22
AFGF-08-06-08OG	13/16"X16	G3/8"X19	13/16"X16	O014	O113	O014	31	39.5	31	22	22
AFGF-08OG	13/16"X16	G1/2"X14	13/16"X16	O014	O115	O014	31	43.2	31	22	27
AFGF-10-12-10OG	1"X14	G3/4"X14	1"X14	O016	O119	O016	36.5	49.3	36.5	27	32
AFGF-12OG	1.3/16"X12	G3/4"X14	1.3/16"X12	O018	O119	O018	41.5	53.5	41.5	30	32
AFGF-16OG	1.7/16"X12	G1"X11	1.7/16"X12	O021	O217	O021	44.5	56	44.5	36	41

注：F端与DIN 3852油口相配。 Note: F end is connected with DIN 3852 port.

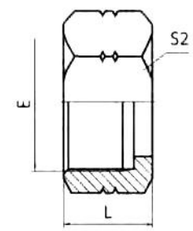

LNB200-F

ORFS 螺母

ORFS NUT

代号 PART NO.	螺纹 THREAD	英制衬套 INCH SLEEVE		公制套管 METRIC SLEEVE		尺寸 DIMENSIONS		
	E	管子外径 O.D.	衬套代号 NO.	管子外径 O.D.	衬套代号 NO.	L	S2	
NB200-04F	9/16"X18	1/4"	NB300-04F	6	NB500-06F	14.7	19	
NB200-06F	11/16"X16	3/8"	NB300-06F	10	NB500-10F	17	22	
NB200-08F	13/16"X16	1/2"	NB300-08F	12	NB500-12F	21	27	
NB200-10F	1"X14	5/8"	NB300-10F	16	NB500-16F	23.5	30	
NB200-12F	1.3/16"X12	3/4"	NB300-12F	20	NB500-20F	26	36	
NB200-16F	1.7/16"X12	1"	NB300-16F	25	NB500-25F	27.8	41	
NB200-20F	1.11/16"X12	1.1/4"	NB300-20F	30	NB500-30F	27.8	50	
NB200-24F	2"X12	1.1/2"	NB300-24F	38	NB500-38F	27.8	60	

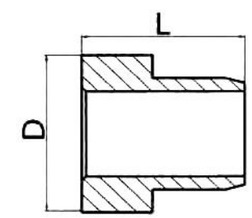

LNB300-F

ORFS 英制管衬套

ORFS INCH SLEEVE

代号 PART NO.	螺纹 THREAD		管子外径 TUBE O.D.		尺寸 DIMENSIONS				
			in		D	L			
NB300-04F	9/16"X18		1/4"		12.75	8.5			
NB300-06F	11/16"X16		3/8"		15.75	8.5			
NB300-08F	13/16"X16		1/2"		18.92	9.5			
NB300-10F	1"X14		5/8"		23.44	9.5			
NB300-12F	1.3/16"X12		3/4"		27.86	12.5			
NB300-16F	1.7/16"X12		1"		34.21	14			
NB300-20F	1.11/16"X12		1.1/4"		40.56	14			
NB300-24F	2"X12		1.1/2"		48.51	15.5			

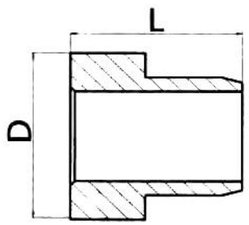

LNB500-F

ORFS 公制管衬套

ORFS METRIC SLEEVE

代号 PART NO.	螺纹 THREAD		管子外径 TUBE O.D.		尺寸 DIMENSIONS				
				MM	D	L			
NB500-06F	9/16"X18			6	12.75	8.5			
NB500-10F	11/16"X16			10	15.75	8.5			
NB500-12F	13/16"X16			12	18.92	9.5			
NB500-16F	1"X14			16	23.44	9.5			
NB500-20F	1.3/16"X12			20	27.86	12.5			
NB500-25F	1.7/16"X12			25	34.21	14			
NB500-30F	1.11/16"X12			30	40.56	14			
NB500-38F	2"X12			38	48.51	14			

DENISON®

美制螺纹NPSM接头 NPSM Adapters

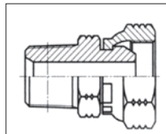 L2NU L02	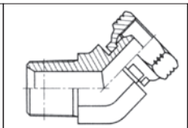 L2NU4 L03	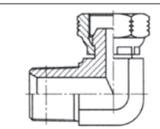 L2NU9 L04	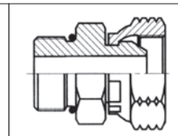 L2OU L05	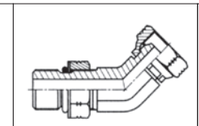 L2OU4-OG L06	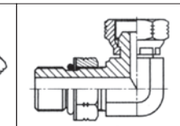 L2OU9-OG L07
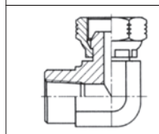 L7NU9-S L08	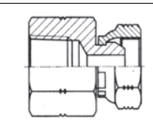 L7NU-S L09				

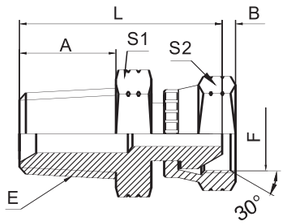

L2NU

布锥管外螺纹 / 美制NPS内螺纹60° 外锥

NPT MALE / NPSM FEMALE 60° CONE

代号 PART NO.	螺纹 THREAD				尺寸 DIMENSIONS				
	E	F			A	B	L	S1	S2
2NU-02	Z1/8"X27	1/8"X27			10.5	6	25.5	12	15
2NU-02-04	Z1/8"X27	1/4"X18			10.5	5	27.5	12	19
2NU-04-02	Z1/4"X18	1/8"X27			15	6	30	14	15
2NU-04	Z1/4"X18	1/4"X18			15	5	32	17	19
2NU-04-06	Z1/4"X18	3/8"X18			15	6.5	33	17	22
2NU-04-08	Z1/4"X18	1/2"X14			15	7.8	35	19	27
2NU-06	Z3/8"X18	3/8"X18			16	6.5	34.5	19	22
2NU-06-04	Z3/8"X18	1/4"X18			16	5	33	19	19
2NU-06-08	Z3/8"X18	1/2"X14			16	7.8	36	19	27
2NU-08	Z1/2"X14	1/2"X14			19.5	7.8	41.5	22	27
2NU-08-04	Z1/2"X14	1/4"X18			19.5	5	38.5	22	19
2NU-08-06	Z1/2"X14	3/8"X18			19.5	6.5	39.5	22	22
2NU-12	Z3/4"X14	3/4"X14			19.5	10.5	44.5	30	32
2NU-12-06	Z3/4"X14	3/8"X18			19.5	6.5	41.5	30	22
2NU-12-08	Z3/4"X14	1/2"X14			19.5	7.8	43.5	30	27
2NU-12-16	Z3/4"X14	1"X11.5			19.5	11	46.5	32	41
2NU-16-12	Z1"X11.5	3/4"X14			25.5	10.5	51.5	36	32
2NU-16	Z1"X11.5	1"X11.5			25.5	11	52.5	36	41
2NU-16-20	Z1"X11.5	1.1/4"X11.5			25.5	11.5	58.5	41	50
2NU-20-16	Z1.1/4"X11.5	1"X11.5			26.5	11	57.5	46	41
2NU-20	Z1.1/4"X11.5	1.1/4"X11.5			26.5	11.5	59.5	46	50
2NU-20-24	Z1.1/4"X11.5	1.1/2"X11.5			26.5	12.5	59.5	46	55
2NU-24-20	Z1.1/2"X11.5	1.1/4"X11.5			27.5	11.5	62.5	50	50
2NU-24	Z1.1/2"X11.5	1.1/2"X11.5			27.5	12.5	62.5	50	55
2NU-32	Z2"X11.5	2"X11.5			27.5	16	64.5	65	70

美制螺纹NPSM接头 NPSM ADAPTERS

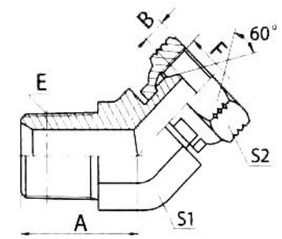

L2NU4

45° 弯布锥管外螺纹 / 美制NPS内螺纹60° 外锥

45° ELBOW NPT MALE / NPSM FEMALE 60° CONE

代号 PART NO.	螺纹 THREAD				尺寸 DIMENSIONS				
	E	F			A	B	S1	S2	
2NU4-02	Z1/8"X27	1/8"X27			17	6	11	15	
2NU4-04	Z1/4"X18	1/4"X18			21	5	14	19	
2NU4-04-06	Z1/4"X18	3/8"X18			21	6.5	14	22	
2NU4-06	Z3/8"X18	3/8"X18			24	6.5	19	22	
2NU4-06-04	Z3/8"X18	1/4"X18			24	5	19	19	
2NU4-06-08	Z3/8"X18	1/2"X14			24	7.8	19	27	
2NU4-08	Z1/2"X14	1/2"X14			29.5	7.8	22	27	
2NU4-08-06	Z1/2"X14	3/8"X18			29.5	6.5	22	22	
2NU4-08-12	Z1/2"X14	3/4"X14			31	10.5	27	32	
2NU4-12	Z3/4"X14	3/4"X14			35	10.5	27	32	
2NU4-12-08	Z3/4"X14	1/2"X14			35	7.8	27	27	
2NU4-12-16	Z3/4"X14	1"X11.5			35.5	11	30	41	
2NU4-16	Z1"X11.5	1"X11.5			39	11	33	41	
2NU4-16-12	Z1"X11.5	3/4"X14			39	10.5	33	32	
2NU4-20	Z1.1/4"X11.5	1.1/4"X11.5			42.5	11.5	41	50	
2NU4-24	Z1.1/2"X11.5	1.1/2"X11.5			45	12.5	48	55	
2NU4-32	Z2"X11	2"X11.5			50	16	63	70	

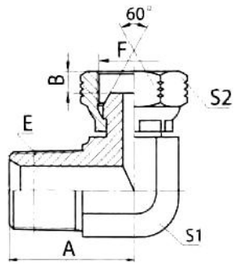

L2NU9

90° 弯布锥管外螺纹 / 美制NPSM内螺纹60° 外锥

90° ELBOW NPT MALE / NPSM FEMALE 60° CONE

代号 PART NO.	螺纹 THREAD				尺寸 DIMENSIONS				
	E	F			A	B	S1	S2	
2NU9-02	Z1/8"X27	1/8"X27			21	6	11	15	
2NU9-02-04	Z1/8"X27	1/4"X18			21	5	11	19	
2NU9-04-02	Z1/4"X18	1/8"X27			25.5	6	14	15	
2NU9-04	Z1/4"X18	1/4"X18			25.5	5	14	19	
2NU9-04-06	Z1/4"X18	3/8"X18			25.5	6.5	14	22	
2NU9-06	Z3/8"X18	3/8"X18			31	6.5	19	22	
2NU9-06-04	Z3/8"X18	1/4"X18			31	5	19	19	
2NU9-06-08	Z3/8"X18	1/2"X14			31	7.8	19	27	
2NU9-08	Z1/2"X14	1/2"X14			37.3	7.8	22	27	
2NU9-08-06	Z1/2"X14	3/8"X18			36.7	6.5	22	22	
2NU9-08-12	Z1/2"X14	3/4"X14			37.5	10.5	24	32	
2NU9-12	Z3/4"X14	3/4"X14			44	10.5	27	32	
2NU9-12-08	Z3/4"X14	1/2"X14			44	7.8	27	27	
2NU9-12-16	Z3/4"X14	1"X11.5			45	11	30	41	
2NU9-16	Z1"X11.5	1"X11.5			50	11	33	41	
2NU9-16-12	Z1"X11.5	3/4"X14			50	10.5	33	32	
2NU9-20-16	Z1.1/4"X11.5	1"X11.5			54.5	11	41	41	
2NU9-20	Z1.1/4"X11.5	1.1/4"X11.5			54.5	11.5	41	50	
2NU9-24	Z1.1/2"X11.5	1.1/2"X11.5			59.5	12.5	48	55	
2NU9-32	Z2"X11.5	2"X11.5			73.5	16	63	70	

美制螺纹NPSM接头 NPSM ADAPTERS

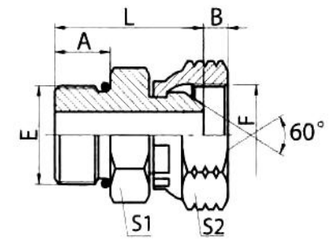

L2OU

SAE外螺纹带O形圈轻系列ISO 11926-3 /
美制NPSM内螺纹60° 外锥
SAE O-RING BOSS L-SERIES ISO 11926-3 /
NPSM FEMALE 60° CONE

代号 PART NO.	螺纹 THREAD		O形圈 O-RING		尺寸 DIMENSIONS				
	E	F	E端		A	B	L	S1	S2
2OU-04	7/16"X20	1/4"X18	O904		9.14	5	26	14	19
2OU-04-06	7/16"X20	3/8"X18	O904		9.14	6.5	27.5	17	22
2OU-06	9/16"X18	3/8"X18	O906		9.9	6.5	28.5	17	22
2OU-06-08	9/16"X18	1/2"X14	O906		9.93	7.8	30	19	27
2OU-08	3/4"X16	1/2"X14	O908		11.13	7.8	33	22	27
2OU-08-06	3/4"X16	3/8"X18	O908		11.13	6.5	31.5	22	22
2OU-10-08	7/8"X14	1/2"X14	O910		12.7	7.8	36.5	27	27
2OU-12-08	1.1/16"X12	1/2"X14	O912		15.09	7.8	40	32	27
2OU-12	1.1/16"X12	3/4"X14	O912		15.09	10.5	41	32	32
2OU-12-16	1.1/16"X12	1"X11.5	O912		15.09	11	42.5	32	41
2OU-16	1.5/16"X12	1"X11.5	O916		15.09	11	42.5	38	41
2OU-20	1.5/8"X12	1.1/4"X11.5	O920		15.09	11.5	50	50	50
2OU-24	1.7/8"X12	1.1/2"X11.5	O924		15.09	12.5	50	55	55

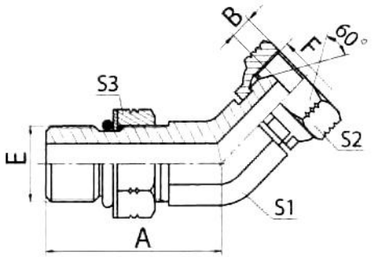

L2OU4-OG

45° 弯SAE外螺纹带O形圈轻系列ISO 11926-3 /
美制NPSM内螺纹60° 外锥
45° ELBOW SAE O-RING BOSS L-SERIES ISO 11926-3 /
NPSM FEMALE 60° CONE

代号 PART NO.	螺纹 THREAD		O形圈 O-RING		尺寸 DIMENSIONS				
	E	F	E端		A	B	S1	S2	S3
2OU4-04-02OG	7/16"X20	1/8"X27	O904		24	6	11	15	17
2OU4-04OG	7/16"X20	1/4"X18	O904		24	5	11	19	17
2OU4-04-06OG	7/16"X20	3/8"X18	O904		23.5	6.5	14	22	17
2OU4-06-04OG	9/16"X18	1/4"X18	O906		27.5	5	14	19	19
2OU4-06OG	9/16"X18	3/8"X18	O906		27.5	6.5	14	22	19
2OU4-06-08OG	9/16"X18	1/2"X14	O906		30	7.8	19	27	19
2OU4-08-06OG	3/4"X16	3/8"X18	O908		31.5	6.5	19	22	24
2OU4-08OG	3/4"X16	1/2"X14	O908		31.5	7.8	19	27	24
2OU4-08-12OG	3/4"X16	3/4"X14	O908		33.5	10.5	24	32	24
2OU4-10-08OG	7/8"X14	1/2"X14	O910		38.5	7.8	22	27	27
2OU4-10-12OG	7/8"X14	3/4"X14	O910		39	10.5	24	32	27
2OU4-12-08OG	1.1/16"X12	1/2"X14	O912		43.5	7.8	27	27	32
2OU4-12OG	1.1/16"X12	3/4"X14	O912		43.5	10.5	27	32	32
2OU4-12-16OG	1.1/16"X12	1"X11.5	O912		44.5	11	30	41	32
2OU4-16-12OG	1.5/16"X12	3/4"X14	O916		45.5	10.5	33	32	41
2OU4-16OG	1.5/16"X12	1"X11.5	O916		45.5	11	33	41	41
2OU4-16-20OG	1.5/16"X12	1.1/4"X11.5	O916		48	11.5	41	50	41
2OU4-20-16OG	1.5/8"X12	1"X11.5	O920		48	11	41	41	50
2OU4-20OG	1.5/8"X12	1.1/4"X11.5	O920		48	11.5	41	50	50

注：E端与ISO 11926-1油口相配。 Note: E end is connected with ISO 11926-1 port.

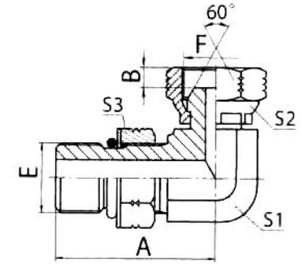

L2OU9-OG

90° 弯SAE外螺纹带O形圈轻系列ISO 11926-3 /
美制NPSM内螺纹60° 外锥
90° ELBOW SAE O-RING BOSS L-SERIES ISO 11926-3 /
NPSM FEMALE 60° CONE

代号 PART NO.	螺纹 THREAD		O形圈 O-RING		尺寸 DIMENSIONS				
	E	F	E端		A	B	S1	S2	S3
2OU9-04-02OG	7/16"X20	1/8"X27	O904		27.2	6	11	15	17
2OU9-04OG	7/16"X20	1/4"X18	O904		27.2	5	11	19	17
2OU9-04-06OG	7/16"X20	3/8"X18	O904		30	6.5	14	22	17
2OU9-06-04OG	9/16"X18	1/4"X18	O906		32	5	14	19	19
2OU9-06OG	9/16"X18	3/8"X18	O906		33	6.5	16	22	19
2OU9-06-08OG	9/16"X18	1/2"X14	O906		34.5	7.8	19	27	19
2OU9-08-06OG	3/4"X16	3/8"X18	O908		37.5	6.5	19	22	24
2OU9-08OG	3/4"X16	1/2"X14	O908		37.5	7.8	19	27	24
2OU9-10-08OG	7/8"X14	1/2"X14	O910		44	7.8	22	27	27
2OU9-12OG	1.1/16"X12	3/4"X14	O912		51	10.5	27	32	32
2OU9-16OG	1.5/16"X12	1"X11.5	O916		54.5	11	33	41	41
2OU9-20OG	1.5/8"X12	1.1/4"X11.5	O920		59.5	11.5	41	50	50
2OU9-24OG	1.7/8"X12	1.1/2"X11.5	O924		65	12.5	48	55	55

注：E端与ISO 11926-1油口相配。 Note: E end is connected with ISO 11926-1 port.

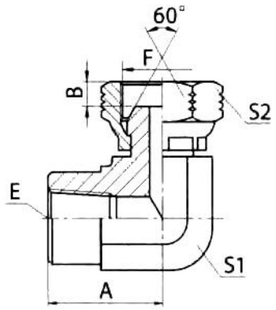

L7NU9-S

90° 弯布锥管内螺纹 / 美制NPS内螺纹60° 外锥

90° ELBOW NPT FEMALE / NPSM FEMALE 60° CONE

代号 PART NO.	螺纹 THREAD				尺寸 DIMENSIONS				
	E	F			A	B	S1	S2	
7NU9-02S	Z1/8"X27	1/8"X27			17.8	6	16	15	
7NU9-04-02S	Z1/4"X18	1/8"X27			22.5	6	19	15	
7NU9-04S	Z1/4"X18	1/4"X18			22.5	5	19	19	
7NU9-04-06S	Z1/4"X18	3/8"X18			22.5	6.5	19	22	
7NU9-06S	Z3/8"X18	3/8"X18			25	6.5	24	22	
7NU9-06-08S	Z3/8"X18	1/2"X14			25	7.8	24	27	
7NU9-08-06S	Z1/2"X14	3/8"X18			31.2	6.5	30	22	
7NU9-08S	Z1/2"X14	1/2"X14			31.2	7.8	30	27	
7NU9-08-12S	Z1/2"X14	3/4"X14			31.2	10.5	30	32	
7NU9-12-08S	Z3/4"X14	1/2"X14			34.5	7.8	33	27	
7NU9-12S	Z3/4"X14	3/4"X14			34.5	10.5	33	32	
7NU9-12-16S	Z3/4"X14	1"X11.5			34.5	11	33	41	
7NU9-16S	Z1"X11.5	1"X11.5			41	11	41	41	
7NU9-20S	Z1.1/4"X11.5	1.1/4"X11.5			43.2	11.5	50	50	
7NU9-24S	Z1.1/2"X11.5	1.1/2"X11.5			52.8	12.5	63	55	

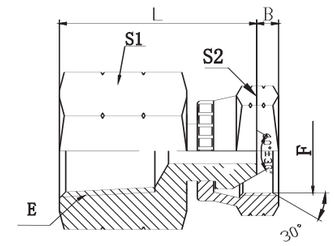

L7NU-S

布锥管内螺纹 / 美制NPS内螺纹60° 外锥

NPT FEMALE / NPSM FEMALE 60° CONE

代号 PART NO.	螺纹 THREAD				尺寸 DIMENSIONS				
	E	F			B	L	S1	S2	
7NU-02S	Z1/8"X27	1/8"X27			6	24	17	15	
7NU-04-02S	Z1/4"X18	1/8"X27			6	29	19	15	
7NU-04S	Z1/4"X18	1/4"X18			5	31.5	19	19	
7NU-04-06S	Z1/4"X18	3/8"X18			6.5	31.5	19	22	
7NU-06S	Z3/8"X18	3/8"X18			6.5	34	22	22	
7NU-06-08S	Z3/8"X18	1/2"X14			7.8	34	22	27	
7NU-08-06S	Z1/2"X14	3/8"X18			6.5	39	30	22	
7NU-08S	Z1/2"X14	1/2"X14			7.8	41	30	27	
7NU-12S	Z3/4"X14	3/4"X14			10.5	44	36	32	
7NU-16S	Z1"X11.5	1"X11.5			11	51.5	41	41	
7NU-20S	Z1.1/4"X11.5	1.1/4"X11.5			11.5	55	50	50	
7NU-24S	Z1.1/2"X11.5	1.1/2"X11.5			12.5	55.5	60	55	
7NU-32S	Z2"X11.5	2"X11.5			16	57	70	70	

ISO 6162法兰接头 ISO 6162 Flange Adapters

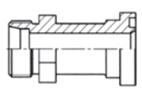 L1CFL、L1DFL M02	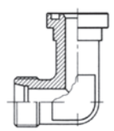 L1CFL9、L1DFL9 M03	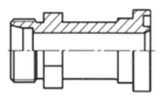 L1DFS M04	L1DFS9 M04	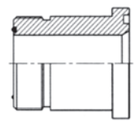 L1FFL M05	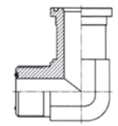 L1FFL9 M05
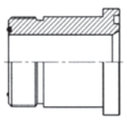 L1FFS M06	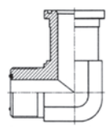 L1FFS9 M06	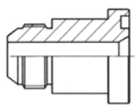 L1JFL M07	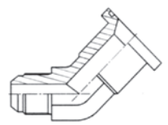 L1JFL4 M08	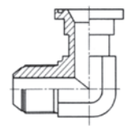 L1JFL9 M09	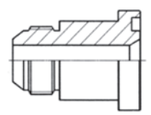 L1JFS M10
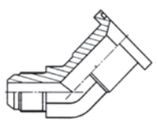 L1JFS4 M11	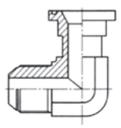 L1JFS9 M12	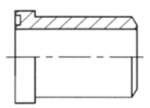 L1FLW M13	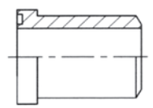 L1FSW M14	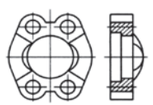 LFL–W M15	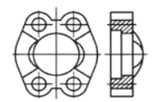 LFS–W M15
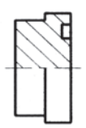 L4FL M16	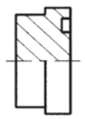 L4FS M16	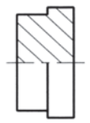 L4FL–M M17	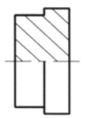 L4FS–M M17		

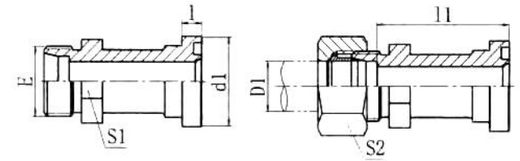

L1CFL **L1CFL-RN**
L1DFL **L1DFL-RN**

公制螺纹卡套式 / 轻系列法兰ISO 6162–1

METRIC MALE BITE TYPE / L–SERIES FLANGE ISO 6162–1

代号 PART NO.	螺纹E THREAD	法兰型号 FLANGE SIZE	管子外径D1 TUBE O.D.	尺寸 DIMENSIONS						压力等级 MPa
				d1	l	l1		S1	S2	
1CFL-22-08	M22X1.5	1/2"	15	30.2	6.73	41		24	27	31.5 轻系列L
1CFL-26-12	M26X1.5	3/4"	18	38.1	6.73	45.5		30	32	
1CFL-30-12	M30X2	3/4"	22	38.1	6.73	45.5		32	36	16 轻系列L
1CFL-36-16	M36X2	1"	28	44.4	8	48.5		36	41	
1CFL-45-20	M45X2	1.1/4"	35	50.8	8	47.5		41	50	
1CFL-52-24	M52X2	1.1/2"	42	60.3	8	53		46	60	
1DFL-24-08	M24X1.5	1/2"	16	30.2	6.73	41.5		24	30	35 重系列S
1DFL-30-12	M30X2	3/4"	20	38.1	6.73	46.5		30	36	
1DFL-36-12	M36X2	3/4"	25	38.1	6.73	45		30	46	
1DFL-42-16	M42X2	1"	30	44.4	8	49.5		36	50	
1DFL-36-20	M36X2	1.1/4"	25	50.8	8	48		41	46	28 重系列S
1DFL-42-20	M42X2	1.1/4"	30	50.8	8	48.5		41	50	
1DFL-52-20	M52X2	1.1/4"	38	50.8	8	54		46	60	
1DFL-52-24	M52X2	1.1/2"	38	60.3	8	54		46	60	21重系列S

注：如需带卡套及卡套螺母整套订货，则请在代号后加“RN”，如1DFL-52-24RN。
Note:In case if you are interested to order the adpter in complete set with cutting ring and nut,it is necessary to insert suffix“RN”after our part no.,for example 1DFL-52-24RN。

LEVELEX®

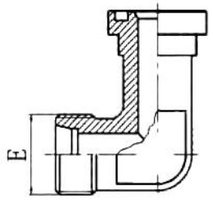

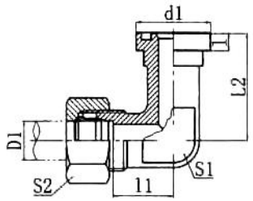

90° 弯公制螺纹卡套式 / 轻系列法兰ISO 6162–1

90° ELBOW METRIC MALE BITE TYPE / L–SERIES FLANGE ISO 6162–1

L1CFL9
L1DFL9

L1CFL9-RN
L1DFL9-RN

代号 PART NO.	螺纹E THREAD	法兰型号 FLANGE SIZE	管子外径D1 TUBE O.D.	尺寸 DIMENSIONS							压力等级 MPa
				d1	l	l1		L2	S1	S2	
1CFL9-22-08	M22X1.5	1/2"	15	30.2	6.73	29		36	24	27	31.5 轻系列L
1CFL9-26-12	M26X1.5	3/4"	18	38.1	6.73	28.5		42	30	32	
1CFL9-30-12	M30X2	3/4"	22	38.1	6.73	34		42.52	30	36	16 轻系列L
1CFL9-36-16	M36X2	1"	28	44.4	8	36.5		45	36	41	
1CFL9-45-20	M45X2	1.1/4"	35	50.8	8	39		63	48	50	
1CFL9-52-24	M52X2	1.1/2"	42	60.3	8	47		75	48	60	
1DFL9-24-08	M24X1.5	1/2"	16	30.2	6.73	29.5		36	24	30	35 重系列S
1DFL9-30-12	M30X2	3/4"	20	38.1	6.73	32.5		42	30	36	
1DFL9-36-12	M36X2	3/4"	25	38.1	6.73	33		42	30	46	
1DFL9-42-16	M42X2	1"	30	44.4	8	36.5		45	36	50	
1DFL9-36-20	M36X2	1.1/4"	25	50.8	8	43		50	41	46	28 重系列S
1DFL9-42-20	M42X2	1.1/4"	30	50.8	8	44.5		50	41	50	
1DFL9-52-20	M52X2	1.1/4"	38	50.8	8	45		68	46	60	
1DFL9-52-24	M52X2	1.1/2"	38	60.3	8	48		75	48	60	21重系列S

注：如需带卡套及卡套螺母整套订货，则请在代号后加“RN”，如1DFL9-52-24RN。
Note:In case if you are interested to order the adpter in complete set with cutting ring and nut,it is necessary to insert suffix “RN” after our part no.,for example 1DFL9-52-24RN。

M

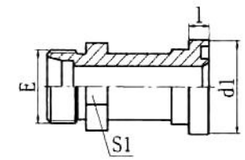

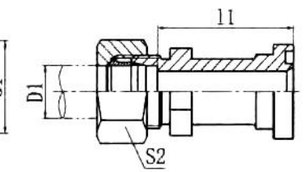

公制螺纹卡套式 / 重系列法兰ISO 6162–2

METRIC MALE BITE TYPE / S–SERIES FLANGE ISO 6162–2

L1DFS

L1DFS-RN

代号 PART NO.	螺纹E THREAD	法兰型号 FLANGE SIZE	管子外径D1 TUBE O.D.	尺寸 DIMENSIONS						压力等级 MPa
				d1	l	l1		S1	S2	
1DFS-24-08	M24X1.5	1/2"	16	31.7	7.75	44.5		24	30	40 重系列S
1DFS-24-12	M24X1.5	3/4"	16	41.3	8.76	50.5		30	30	
1DFS-30-12	M30X2	3/4"	20	41.3	8.76	49.5		30	36	
1DFS-36-12	M36X2	3/4"	25	41.3	8.76	51		30	46	
1DFS-36-16	M36X2	1"	25	47.6	9.53	60		36	46	
1DFS-42-16	M42X2	1"	30	47.6	9.53	60.5		36	50	
1DFS-42-20	M42X2	1.1/4"	30	54	10.29	65.5		41	50	
1DFS-52-20	M52X2	1.1/4"	38	54	10.29	67		46	60	31.5 重系列S
1DFS-52-24	M52X2	1.1/2"	38	63.5	12.57	73		46	60	

注：如需带卡套及卡套螺母整套订货，则请在代号后加“RN”，如1DFS-52-24RN。
Note:In case if you are interested to order the adpter in complete set with cutting ring and nut,it is necessary to insert suffix “RN” after our part no.,for example 1DFS-52-24RN。

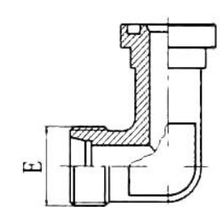

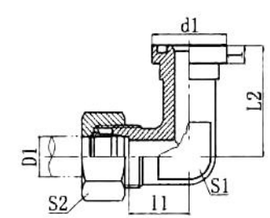

90° 弯公制螺纹卡套式 / 重系列法兰ISO 6162–2

90° ELBOW METRIC MALE BITE TYPE / S–SERIES FLANGE ISO 6162–2

L1DFS9

L1DFS9-RN

代号 PART NO.	螺纹E THREAD	法兰型号 FLANGE SIZE	管子外径D1 TUBE O.D.	尺寸 DIMENSIONS							压力等级 MPa
				d1	l	l1		L2	S1	S2	
1DFS9-24-08	M24X1.5	1/2"	16	31.7	7.75	29.5		39	24	30	40 重系列S
1DFS9-24-12	M24X1.5	3/4"	16	41.3	8.76	36.5		48	32	30	
1DFS9-30-12	M30X2	3/4"	20	41.3	8.76	35.5		48	32	36	
1DFS9-36-12	M36X2	3/4"	25	41.3	8.76	36		48	32	46	
1DFS9-36-16	M36X2	1"	25	47.6	9.53	44		60	41	46	
1DFS9-42-16	M42X2	1"	30	47.6	9.53	41.5		60	41	50	
1DFS9-42-20	M42X2	1.1/4"	30	54	10.29	44.5		68	46	50	
1DFS9-52-20	M52X2	1.1/4"	38	54	10.29	45		68	46	60	31.5 重系列S
1DFS9-52-24	M52X2	1.1/2"	38	63.5	12.57	56		76	50	60	

注：如需带卡套及卡套螺母整套订货，则请在代号后加“RN”，如1DFS9-52-24RN。
Note:In case if you are interested to order the adpter in complete set with cutting ring and nut,it is necessary to insert suffix “RN” after our part no.,for example 1DFS9-52-24RN。

M

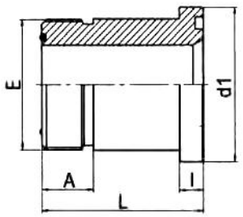

L1FFL

美制ORFS外螺纹O形圈平面密封 / 轻系列法兰ISO 6162–1

ORFS MALE O–RING / L–SERIES FLANGE ISO 6162–1

代号 PART NO.	螺纹 THREAD	法兰型号	O形圈O–RING		尺寸 DIMENSIONS			
	E	FLANGE SIZE	E端	法兰端FLANGE	A	I	d1	L
1FFL-12	1.3/16X12	3/4"	O018	O214	17	6.73	38.1	45.7
1FFL-16	1.7/16"X12	1"	O021	O219	17.5	8	44.4	47.8
1FFL-20	1.11/16"X12	1.1/4"	O025	O222	17.5	8	50.8	47
1FFL-24	2"X12	1.1/2"	O029	O225	17.5	8	60.3	49.5

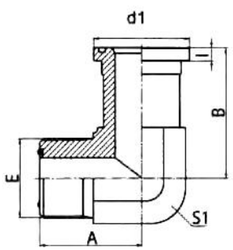

L1FFL9

90° 弯美制ORFS外螺纹O形圈平面密封 / 轻系列法兰ISO 6162–1

90° ELBOW ORFS MALE O–RING / L–SERIES FLANGE ISO 6162–1

代号 PART NO.	螺纹 THREAD	法兰型号	O形圈O–RING		尺寸 DIMENSIONS				
	E	FLANGE SIZE	E端	法兰端FLANGE	A	B	d1	I	S1
1FFL9-12	1.3/16X12	3/4"	O018	O214	41	54.1	38.1	6.73	30
1FFL9-16	1.7/16"X12	1"	O021	O219	44.5	60.2	44.4	8	36
1FFL9-20	1.11/16"X12	1.1/4"	O025	O222	47.5	66.5	50.8	8	41
1FFL9-24	2"X12	1.1/2"	O029	O225	52	79.5	60.3	8	48

M

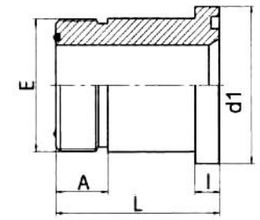

L1FFS

美制ORFS外螺纹O形圈平面密封 / 重系列法兰ISO 6162–2

ORFS MALE O–RING / S–SERIES FLANGE ISO 6162–2

代号 PARTNO.	螺纹 THREAD	法兰型号	O形圈O–RING		尺寸 DIMENSIONS			
	E	FLANGE SIZE	E端	法兰端FLANGE	A	I	d1	L
1FFS-12	1.3/16X12	3/4"	O018	O214	17	8.76	41.3	51.8
1FFS-16	1.7/16"X12	1"	O021	O219	17.5	9.53	47.6	57.2
1FFS-20	1.11/16"X12	1.1/4"	O025	O222	17.5	10.29	54	62
1FFS-24	2"X12	1.1/2"	O029	O225	17.5	12.57	63.5	66.8

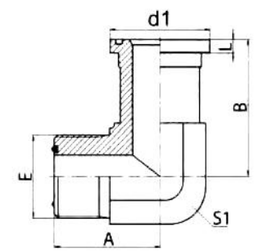

L1FFS9

90° 弯美制ORFS外螺纹O形圈平面密封 / 重系列法兰ISO 6162–2

90° ELBOW ORFS MALE O–RING / S–SERIES FLANGE ISO 6162–2

代号 PART NO.	螺纹 THREAD	法兰型号	O形圈O–RING		尺寸 DIMENSIONS				
	E	FLANGE SIZE	E端	法兰端FLANGE	A	B	d1	I	S1
1FFS9-12	1.3/16X12	3/4"	O018	O214	40.3	54.1	41.3	8.76	30
1FFS9-16	1.7/16"X12	1"	O021	O219	44.5	60.2	47.6	9.53	36
1FFS9-20	1.11/16"X12	1.1/4"	O025	O222	47.5	66.5	54	10.29	41
1FFS9-24	2"X12	1.1/2"	O029	O225	52	79.3	63.5	12.57	48

M

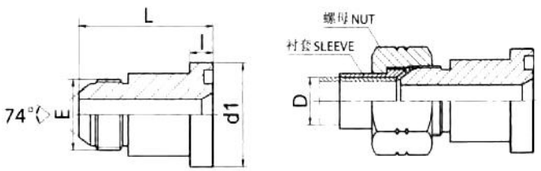

L1JFL

美制JIC外螺纹74° 外锥 / 轻系列法兰ISO 6162–1

JIC MALE 74° CONE / L–SERIES FLANGE ISO 6162–1

代号 PART NO.	螺纹 THREAD E		法兰型号 FLANGE SIZE	O形圈 O–RING		尺寸 DIMENSIONS l	d1	L	
1JFL-08	3/4"X16		1/2"	O210		6.73	30.2	43.5	
1JFL-08-12	3/4"X16		3/4"	O214		6.73	38.1	45.4	
1JFL-10-08	7/8"X14		1/2"	O210		6.73	30.2	48	
1JFL-10-12	7/8"X14		3/4"	O214		6.73	38.1	48	
1JFL-12-08	1.1/16X12		1/2"	O210		6.73	30.2	49	
1JFL-12	1.1/16X12		3/4"	O214		6.73	38.1	50.5	
1JFL-12-16	1.1/16X12		1"	O219		8	44.4	52.2	
1JFL-16-12	1.5/16"X12		3/4"	O214		6.73	38.1	52	
1JFL-16	1.5/16"X12		1"	O219		8	44.4	53.4	
1JFL-16-20	1.5/16"X12		1.1/4"	O222		8	50.8	52.2	
1JFL-20-16	1.5/8"X12		1"	O219		8	44.4	54.5	
1JFL-20	1.5/8"X12		1.1/4"	O222		8	50.8	53.1	
1JFL-20-24	1.5/8"X12		1.1/2"	O225		8	60.3	56	
1JFL-24-20	1.7/8"X12		1.1/4"	O222		8	50.8	56.5	
1JFL-24	1.7/8"X12		1.1/2"	O225		8	60.3	59.2	
1JFL-24-32	1.7/8"X12		2"	O228		9.53	71.4	60	
1JFL-32	2.1/2"X12		2"	O228		9.53	71.4	66.3	

注：螺母及衬套需另行订货。管子直径D为公制时，配用螺母及衬套分别选用NB200，NB500。管子直径为英制时，配用螺母及衬套分别选用NB200、NB300。 Note: Nut and sleeve should be ordered separately. The nut NB200 and sleeve NB500 is suitable for metric tube, the nut NB200 and sleeve NB300 is suitable inch tube.

M

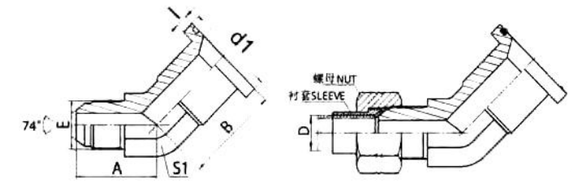

L1JFL4

45° 弯美制JIC外螺纹74° 外锥 / 轻系列法兰ISO 6162–1

45° ELBOW JIC MALE 74° CONE / L–SERIES FLANGE ISO 6162–1

代号 PART NO.	螺纹 THREAD E		法兰型号 FLANGE SIZE	O形圈 O–RING	尺寸 DIMENSIONS A	B	l	d1	S1
1JFL4-08	3/4"X16		1/2"	O210	27	37	6.73	30.2	19
1JFL4-10-08	7/8"X14		1/2"	O210	31	37	6.73	30.2	22
1JFL4-10-12	7/8"X14		3/4"	O214	32	40.1	6.73	38.1	27
1JFL4-12	1.1/16"X12		3/4"	O214	35.5	40.1	6.73	38.1	27
1JFL4-12-16	1.1/16"X12		1"	O219	37.5	47	8	44.4	33
1JFL4-16	1.5/16"X12		1"	O219	38.5	47	8	44.4	33
1JFL4-16-12	1.5/16"X12		3/4"	O214	38.5	42	6.73	38.1	33
1JFL4-16-20	1.5/16"X12		1.1/4"	O222	42	51.8	8	50.8	41
1JFL4-20	1.5/8"X12		1.1/4"	O222	43.5	51.8	8	50.8	41
1JFL4-20-16	1.5/8"X12		1"	O219	43	51	8	44.4	41
1JFL4-20-24	1.5/8"X12		1.1/2"	O225	46	60.5	8	60.3	48
1JFL-24-20	1.7/8"X12		1.1/4"	O222	49	54	8	50.8	48
1JFL4-24	1.7/8"X12		1.1/2"	O225	49	60.5	8	60.3	48
1JFL4-32	2.1/2"X12		2"	O228	58	76.2	9.53	71.4	63

注：螺母及衬套需另行订货。管子直径D为公制时，配用螺母及衬套分别选用NB200，NB500。管子直径为英制时，配用螺母及衬套分别选用NB200、NB300。 Note: Nut and sleeve should be ordered separately. The nut NB200 and sleeve NB500 is suitable for metric tube, the nut NB200 and sleeve NB300 is suitable inch tube.

M

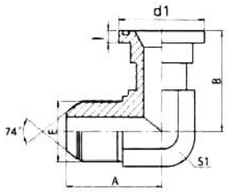

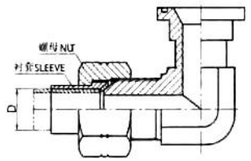

L1JFL9

90° 弯美制JIC外螺纹74° 外锥 / 轻系列法兰ISO 6162–1

90° ELBOW JIC MALE 74° CONE / L–SERIES FLANGE ISO 6162–1

代号 PART NO.	螺纹 THREAD E		法兰型号 FLANGE SIZE	O形圈 O–RING	尺寸 DIMENSIONS A	B	I	d1	S1
1JFL9-08	3/4"X16		1/2"	O210	32.5	44	6.73	30.2	19
1JFL9-08-12	3/4"X16		3/4"	O214	38	54.1	6.73	38.1	27
1JFL9-10-08	7/8"X14		1/2"	O210	37.5	44	6.73	30.2	22
1JFL9-10-12	7/8"X14		3/4"	O214	41	54.1	6.73	38.1	27
1JFL9-12	1.1/16"X12		3/4"	O214	44.5	54.1	6.73	38.1	27
1JFL9-12-16	1.1/16"X12		1"	O219	48	60.2	8	44.4	33
1JFL9-16	1.5/16"X12		1"	O219	49	60.2	8	44.4	33
1JFL9-16-12	1.5/16"X12		3/4"	O214	49	58	6.73	38.1	33
1JFL9-16-20	1.5/16"X12		1.1/4"	O222	54	66.5	8	50.8	41
1JFL9-20	1.5/8"X12		1.1/4"	O222	55.5	66.5	8	50.8	41
1JFL9-20-16	1.5/8"X12		1"	O219	55.5	65	8	44.4	41
1JFL9-20-24	1.5/8"X12		1.1/2"	O225	60	79.3	8	60.3	48
1JFL9-24	1.7/8"X12		1.1/2"	O225	62.5	79.3	8	60.3	48
1JFL9-24-20	1.7/8"X12		1.1/4"	O222	62.5	75.5	8	50.8	48
1JFL9-24-32	1.7/8"X12		2"	O228	74.5	108	9.53	71.4	63
1JFL9-32	2.1/2"X12		2"	O228	80	108	9.53	71.4	63

注：螺母及衬套需另行订货。管子直径D为公制时，配用螺母及衬套分别选用NB200，NB500。管子直径为英制时，配用螺母及衬套分别选用NB200、NB300。 Note: Nut and sleeve should be ordered separately. The nut NB200 and sleeve NB500 is suitable for metric tube, the nut NB200 and sleeve NB300 is suitable inch tube.

M

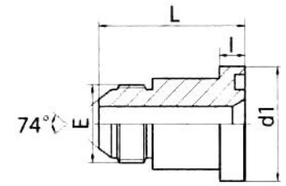

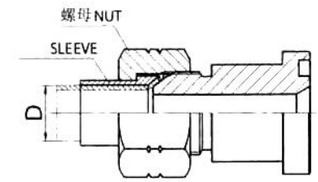

L1JFS

美制JIC外螺纹74° 外锥 /
重系列法兰ISO 6162–2

JIC MALE 74° CONE /
S–SERIES FLANGE ISO 6162–2

代号 PART NO.	螺纹 THREAD E		法兰型号 FLANGE SIZE	O形圈 O–RING	尺寸 DIMENSIONS I	d1	L
1JFS-08	3/4"X16		1/2"	O210	7.75	31.7	47.5
1JFS-10-08	7/8"X14		1/2"	O210	7.75	31.7	50
1JFS-10-12	7/8"X14		3/4"	O214	8.76	41.3	55
1JFS-12	1.1/16"X12		3/4"	O214	8.76	41.3	56.7
1JFS-12-16	1.1/16"X12		1"	O219	9.53	47.6	61.5
1JFS-16-12	1.5/16"X12		3/4"	O214	8.76	41.3	58
1JFS-16	1.5/16"X12		1"	O219	9.53	47.6	62.8
1JFS-16-20	1.5/16"X12		1.1/4"	O222	10.29	54	67.7
1JFS-20-16	1.5/8"X12		1"	O219	9.53	47.6	64
1JFS-20	1.5/8"X12		1.1/4"	O222	10.29	54	68.9
1JFS-20-24	1.5/8"X12		1.1/2"	O225	12.57	63.5	73.5
1JFS-24-20	1.7/8"X12		1.1/4"	O222	10.29	54	72
1JFS-24	1.7/8"X12		1.1/2"	O225	12.57	63.5	76.7

注：螺母及衬套需另行订货。管子直径D为公制时，配用螺母及衬套分别选用NB200，NB500。管子直径为英制时，配用螺母及衬套分别选用NB200、NB300。 Note: Nut and sleeve should be ordered separately. The nut NB200 and sleeve NB500 is suitable for metric tube, the nut NB200 and sleeve NB300 is suitable inch tube.

M

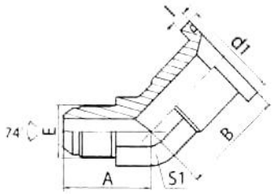

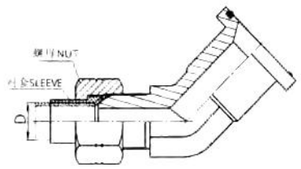

L1JFS4

45° 弯美制JIC外螺纹74° 外锥 / 重系列法兰ISO 6162-2

45° ELBOW JIC MALE 74° CONE / S-SERIES FLANGE ISO 6162-2

代号 PART NO.	螺纹 THREAD E		法兰型号 FLANGE SIZE	O形圈 O-RING	尺寸 DIMENSIONS A	B	l	d1	S1
1JFS4-08	3/4"X16		1/2"	O210	27	38	7.75	31.7	19
1JFS4-10-08	7/8"X14		1/2"	O210	31	39	7.75	31.7	22
1JFS4-10-12	7/8"X14		3/4"	O214	32.5	40.1	8.76	41.3	27
1JFS4-12	1.1/16"X12		3/4"	O214	35.5	40.1	8.76	41.3	27
1JFS4-12-16	1.1/16"X12		1"	O219	37.5	47	9.53	47.6	33
1JFS4-16	1.5/16"X12		1"	O219	38.5	47	9.53	47.6	33
1JFS4-16-12	1.5/16"X12		3/4"	O214	38.5	45	8.76	41.3	33
1JFS4-16-20	1.5/16"X12		1.1/4"	O222	42	52	10.29	54	41
1JFS4-20	1.5/8"X12		1.1/4"	O222	43	52	10.29	54	41
1JFS4-20-16	1.5/8"X12		1"	O219	43	52	9.53	47.6	41
1JFS4-20-24	1.5/8"X12		1.1/2"	O225	46	60.5	12.57	63.5	48
1JFS4-24	1.7/8"X12		1.1/2"	O225	49	60.5	12.57	63.5	48

注：螺母及衬套需另行订货。管子直径D为公制时，配用螺母及衬套分别选用NB200，NB500。管子直径为英制时，配用螺母及衬套分别选用NB200、NB300。 Note: Nut and sleeve should be ordered separately. The nut NB200 and sleeve NB500 is suitable for metric tube, the nut NB200 and sleeve NB300 is suitable inch tube.

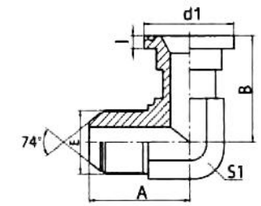

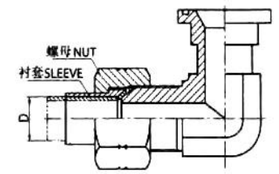

L1JFS9

90° 弯美制JIC外螺纹74° 外锥 / 重系列法兰ISO 6162-2

90° ELBOW JIC MALE 74° CONE / S-SERIES FLANGE ISO 6162-2

代号 PART NO.	螺纹 THREAD E		法兰型号 FLANGE SIZE	O形圈 O-RING	尺寸 DIMENSIONS A	B	l	d1	S1
1JFS9-08	3/4"X16		1/2"	O210	32.5	44	7.75	31.7	19
1JFS9-10-08	7/8"X14		1/2"	O210	37.5	46	7.75	31.7	22
1JFS9-10-12	7/8"X14		3/4"	O214	41	54.1	8.76	41.3	27
1JFS9-12	1.1/16"X12		3/4"	O214	44.2	54.1	8.76	41.3	27
1JFS9-12-16	1.1/16"X12		1"	O219	48	60.2	9.53	47.6	33
1JFS9-16	1.5/16"X12		1"	O219	49	60.2	9.53	47.6	33
1JFS9-16-12	1.5/16"X12		3/4"	O214	49	57	8.76	41.3	33
1JFS9-16-20	1.5/16"X12		1.1/4"	O222	54	66.5	10.29	54	41
1JFS9-20	1.5/8"X12		1.1/4"	O222	55.5	66.5	10.29	54	41
1JFS9-20-16	1.5/8"X12		1"	O219	55.5	65	9.53	47.6	41
1JFS9-20-24	1.5/8"X12		1.1/2"	O225	59.5	79.3	12.57	63.5	48
1JFS9-24	1.7/8"X12		1.1/2"	O225	62.5	79.3	12.57	63.5	48
1JFS9-24-20	1.7/8"X12		1.1/4"	O222	62.5	79	10.29	54	48

注：螺母及衬套需另行订货。管子直径D为公制时，配用螺母及衬套分别选用NB200，NB500。管子直径为英制时，配用螺母及衬套分别选用NB200、NB300。 Note: Nut and sleeve should be ordered separately. The nut NB200 and sleeve NB500 is suitable for metric tube, the nut NB200 and sleeve NB300 is suitable inch tube.

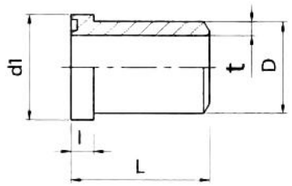

L1FLW

轻系列法兰ISO 6162-1 / 焊接管

L-SERIES FLANGE ISO 6162-1 / BUTT-WELD TUBE

代号 PART NO.	法兰型号 FLANGE SIZE	Dxt	尺寸 DIMENSIONS				压力等级 MPa
			d1	D	l	L	
1FLW-08-16X2	1/2"	16X2	30.2	16	6.8	41	34.5
1FLW-08-20X2.5	1/2"	20X2.5		20			
1FLW-12-25X3	3/4"	25X3	38.1	25	6.8	50	
1FLW-16-25X3	1"	25X3	44.4	25	8	50	
1FLW-16-28X3	1"	28X3		28			
1FLW-16-30X4	1"	30X4		30			
1FLW-16-38X5	1"	38X5		38			
1FLW-20-25X3	1.1/4"	25X3	50.8	25	8	55	27.6
1FLW-20-30X4	1.1/4"	30X4		30			
1FLW-20-38X5	1.1/4"	38X5		38			
1FLW-20-42X6	1.1/4"	42X6		42		46	
1FLW-24-38X4	1.1/2"	38X4	60.3	38	8	57	20.7
1FLW-24-42X5	1.1/2"	42X5		42			
1FLW-24-45X5	1.1/2"	45X5		45			
1FLW-24-50X6	1.1/2"	50X6		50			
1FLW-32-55X5	2"	55X5	71.4	55	9.6	57	
1FLW-32-60X8	2"	60X8		60			
1FLW-40-65X6	2.1/2"	65X6	84.1	65	9.6	58	17.2
1FLW-40-70X7.5	2.1/2"	70X7.5		70			
1FLW-48-80X6	3"	80X6	101.6	80	9.6	58	13.8
1FLW-48-90X8	3"	90X8		90			

M

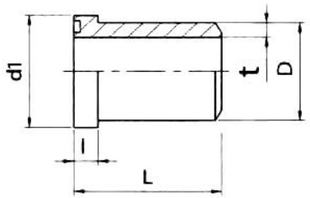

L1FSW

重系列法兰ISO 6162-2 / 焊接管

S-SERIES FLANGE ISO 6162-2 / BUTT-WELD TUBE

代号 PART NO.	法兰型号 FLANGE SIZE	Dxt	尺寸 DIMENSIONS				压力等级 MPa
			d1	D	l	L	
1FSW-08-16X2	1/2"	16X2	31.7	16	7.8	34	40
1FSW-08-20X2.5	1/2"	20X2.5		20			
1FSW-12-16X2	3/4"	16X2	41.3	16	8.8	38	
1FSW-12-20X2.5	3/4"	20X2.5		20			
1FSW-12-25X4	3/4"	25X4		25			
1FSW-16-25X3	1"	25X3	47.6	25	9.5	40	
1FSW-16-30X4	1"	30X4		30			
1FSW-16-38X5	1"	38X5		38			
1FSW-20-25X3	1.1/4"	25X3	54	25	10.3	45	
1FSW-20-30X4	1.1/4"	30X4		30			
1FSW-20-38X5	1.1/4"	38X5		38			
1FSW-20-42X6	1.1/4"	42X6		42			
1FSW-24-38X5	1.1/2"	38X5	63.5	38	12.6	50	
1FSW-24-45X6.5	1.1/2"	45X6.5		45			
1FSW-24-48X8	1.1/2"	48X8		48			
1FSW-24-50X8	1.1/2"	50X8		50			
1FSW-32-60X8	2"	60X8	79.4	60	12.6	58	
1FSW-32-60X10	2"	60X10		60			

M

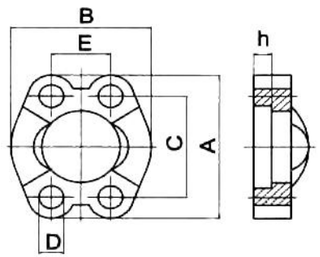

LFL-W

ISO 6162–1—SAE J518轻系列整体法兰夹

ISO 6162–1—SAE J518 L–SERIES WHOLE FLANGE CLAMPS

代号 PART NO.	法兰型号 FLANGE SIZE	尺寸 DIMENSIONS						螺栓 BOLT	O形圈 O–RING	压力等级 MPa
		A	B	C	D	E	h			
FL-08W	1/2"	53.8	46.1	38.1	9	17.5	6.2	M8X25	O210	34.5
FL-12W	3/4"	65	52.4	47.6	11	22.2	6.2	M10X30	O214	
FL-16W	1"	69.9	58.7	52.4	11	26.2	7.5	M10X30	O219	
FL-20W	1.1/4"	79.2	73	58.7	11	30.2	7.5	M10X30	O222	27.6
FL-24W	1.1/2"	93.7	82.6	69.9	13.5	35.7	7.5	M12X35	O225	20.7
FL-32W	2"	101.6	96.8	77.8	13.5	42.9	9	M12X35	O228	
FL-40W	2.1/2"	114	109	88.9	13.5	50.8	9	M12X40	O232	17.2
FL-48W	3"	135	130.6	106.4	17.5	61.9	9	M16X50	O237	13.8

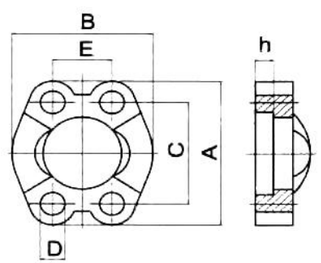

LFS-W

ISO 6162–2—SAE J518重系列整体法兰夹

ISO 6162–2—SAE J518 S–SERIES WHOLE FLANGE CLAMPS

代号 PART NO.	法兰型号 FLANGE SIZE	尺寸 DIMENSIONS						螺栓 BOLT	O形圈 O–RING	压力等级 MPa
		A	B	C	D	E	h			
FS-08W	1/2"	56.3	49.2	40.5	9	18.2	7.2	M8X30	O210	42
FS-12W	3/4"	71.4	61.8	50.8	11	23.8	8.2	M10X35	O214	
FS-16W	1"	81	71.4	57.2	13	27.8	9	M12X45	O219	
FS-20W	1.1/4"	95.3	79.2	66.7	15	31.8	9.8	M14X50	O222	
FS-24W	1.1/2"	112.8	96.8	79.4	17	36.6	12	M16X55	O225	
FS-32W	2"	133.4	115.6	96.8	21	44.4	12	M20X70	O228	

M

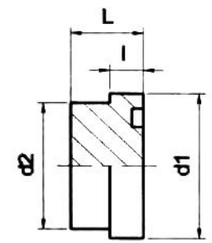

L4FL

ISO 6162–1轻系列法兰堵头

ISO 6162–1 L–SERIES FLANGE PLUG

代号 PART NO.	法兰型号 FLANGE SIZE	O形圈 O–RING	尺寸 DIMENSIONS				压力等级 MPa
			d1	d2	L	l	
4FL-08	1/2"	O210	30.2	24	16	6.73	34.5
4FL-12	3/4"	O214	38.1	31.7	17	6.73	
4FL-16	1"	O219	44.4	38	17	8	
4FL-20	1.1/4"	O222	50.8	43	17	8	27.6
4FL-24	1.1/2"	O225	60.3	50	19	8	20.7
4FL-32	2"	O228	71.4	62	19	9.53	
4FL-40	2.1/2"	O232	84.1	74	40	9.53	17.2
4FL-48	3"	O237	101.6	90	45	9.6	13.8

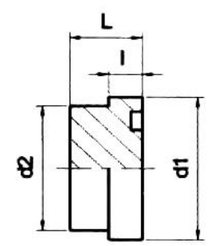

L4FS

ISO 6162–2重系列法兰堵头

ISO 6162–2 S–SERIES FLANGE PLUG

代号 PART NO.	法兰型号 FLANGE SIZE	O形圈 O–RING	尺寸 DIMENSIONS				压力等级 MPa
			d1	d2	L	l	
4FS-08	1/2"	O210	31.7	24	18	7.75	42
4FS-12	3/4"	O214	41.3	32	18	8.76	
4FS-16	1"	O219	47.6	38	18	9.53	
4FS-20	1.1/4"	O222	54	44	18	10.29	
4FS-24	1.1/2"	O225	63.5	51	20	12.57	
4FS-32	2"	O228	79.4	67	30	12.57	

M

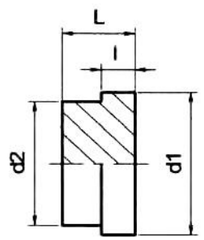

L4FL-M

ISO 6162-1轻系列平面法兰堵头

ISO 6162-1 L-SERIES FLANGE PLUG

代号 PART NO.	法兰型号 FLANGE SIZE		尺寸 DIMENSIONS				压力等级 MPa
			d1	d2	L	l	
4FL-08M	1/2"		30.2	24	16	6.73	34.5
4FL-12M	3/4"		38.1	31.7	17	6.73	
4FL-16M	1"		44.4	38	17	8	
4FL-20M	1.1/4"		50.8	43	17	8	27.6
4FL-24M	1.1/2"		60.3	50	19	8	20.7
4FL-32M	2"		71.4	62	19	9.6	
4FL-40M	2.1/2"		84.1	74	40	9.6	17.2
4FL-48M	3"		101.6	90	45	9.6	13.8

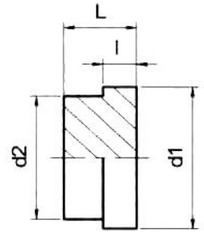

L4FS-M

ISO 6162-2重系列平面法兰堵头

ISO 6162-2 S-SERIES FLANGE PLUG

代号 PART NO.	法兰型号 FLANGE SIZE		尺寸 DIMENSIONS				压力等级 MPa
			d1	d2	L	l	
4FS-08M	1/2"		31.7	24	18	7.75	42
4FS-12M	3/4"		41.3	32	15	8.76	
4FS-16M	1"		47.6	38	16	9.53	
4FS-20M	1.1/4"		54	44	16	10.29	
4FS-24M	1.1/2"		63.5	51	19	12.57	
4FS-32M	2"		79.4	67	30	12.6	

SAE矿用快速接头 SAE Staple-lok Adapters

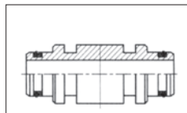 L1Y N02	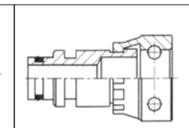 L2Y N02	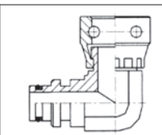 L2Y9 N03	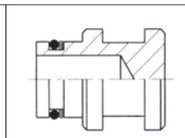 L4Y N03	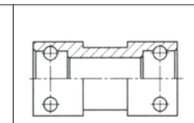 L7Y N04	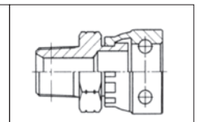 L2NY N04
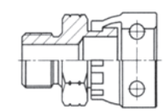 L2ZY N05	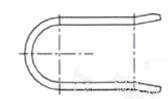 LU-Y N05				

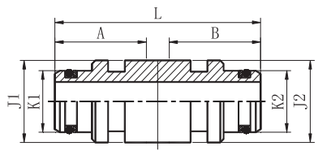

L1Y

快换外接头 SAE J1467

CLIP FASTENER MALE SAE J1467

代号 PART NO.	规格 SIZE		O形圈 O-RING		尺寸 DIMENSIONS						
	左端 LEFT	右端 RIGHT	左端 LEFT	右端 RIGHT	A	B	J1	K1	J2	K2	L
1Y-04	1/4"	1/4"			28	28	14.9	9.9	14.9	9.9	57
1Y-06-04	3/8"	1/4"			28	28	19.9	13.9	14.9	9.9	57
1Y-06	3/8"	3/8"			28	28	19.9	13.9	19.9	13.9	57
1Y-08-04	1/2"	1/4"			28	28	23.9	17.9	14.9	9.9	57
1Y-08-06	1/2"	3/8"			28	28	23.9	17.9	19.9	13.9	57
1Y-08	1/2"	1/2"			28	28	23.9	17.9	23.9	17.9	57
1Y-12-06	3/4"	3/8"			28	28	28.9	23.9	19.9	13.9	57
1Y-12-08	3/4"	1/2"			28	28	28.9	23.9	23.9	17.9	57
1Y-12	3/4"	3/4"			28	28	28.9	23.9	28.9	23.9	57
1Y-16-08	1"	1/2"			33.5	28	38.8	30.9	23.9	17.9	62
1Y-16-12	1"	3/4"			33.5	28	38.8	30.9	28.9	23.9	62
1Y-16	1"	1"			33.5	33.5	38.8	30.9	38.8	30.9	68
1Y-20-12	1.1/4"	3/4"			33.5	28	45.9	37.9	28.9	23.9	62
1Y-20-16	1.1/4"	1"			33.5	33.5	45.9	37.9	38.8	30.9	68
1Y-20	1.1/4"	1.1/4"			33.5	33.5	45.9	37.9	45.9	37.9	68
1Y-24	1.1/2"	1.1/2"			37	37	54.9	46.9	54.9	46.9	76
1Y-32-24	2"	1.1/2"			37	37	63.9	55.9	54.9	46.9	76
1Y-32	2"	2"			37	37	63.9	55.9	63.9	55.9	76

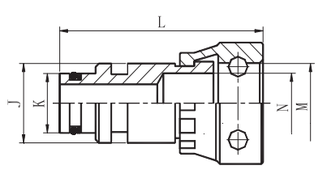

L2Y

快换外接头 / 快换内接头 SAE J1467

CLIP FASTENER MALE / CLIP FASTENER FEMALE SAE J1467

代号 PART NO.	规格 SIZE		O形圈 O-RING	尺寸 DIMENSIONS						
	左端 LEFT	右端 RIGHT		J	K	L	M	N		
2Y-06-04	3/8"	1/4"		19.9	13.9	60	15.16	10.03		
2Y-08-04	1/2"	1/4"		23.9	17.9	60	15.16	10.03		
2Y-08-06	1/2"	3/8"		23.9	17.9	60	20.17	14.02		
2Y-12-08	3/4"	1/2"		28.9	23.9	60	24.16	18.03		
2Y-16-12	1"	3/4"		38.8	30.9	65	29.16	24.03		
2Y-20-12	1.1/4"	3/4"		45.9	37.9	72	29.16	24.03		
2Y-20-16	1.1/4"	1"		45.9	37.9	78	39.12	31.01		

N

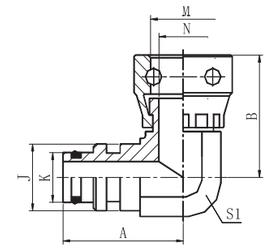

L2Y9

90° 弯快速外接头 / 快换内接头 SAE J1467

90° ELBOW CLIP FASTENER MALE / CLIP FASTENER FEMALE SAE J1467

代号 PART NO.	规格 SIZE		O形圈 O-RING	尺寸 DIMENSIONS						
	左端 LEFT	右端 RIGHT		A	B	J	K	M	N	S1
2Y9-04	1/4"	1/4"		40.5	38	14.9	9.9	15.16	10.03	16
2Y9-06-04	3/8"	1/4"		44	42	19.9	13.9	15.16	10.03	22
2Y9-06	3/8"	3/8"		44	42.5	19.9	13.9	20.17	14.02	22
2Y9-06-08	3/8"	1/2"		46.5	46	19.9	13.9	24.16	18.03	27
2Y9-08	1/2"	1/2"		46.5	46	23.9	17.9	24.16	18.03	27
2Y9-12	3/4"	3/4"		52	51.5	28.9	23.9	29.16	24.03	36
2Y9-16-12	1"	3/4"		60	53	38.8	30.9	39.12	31.01	41
2Y9-16	1"	1"		64	63.5	38.8	30.9	39.12	31.01	48
2Y9-20	1.1/4"	1.1/4"		64	63.5	45.9	37.9	46.15	38.02	48

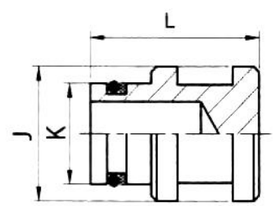

L4Y

快换外接头堵头 SAE J1467

CLIP FASTENER MALE PLUG SAE J1467

代号 PART NO.	规格 SIZE		O形圈 O-RING	尺寸 DIMENSIONS				
	左端 LEFT			J	K	L		
4Y-04	1/4"		O06.0X2.0	14.9	9.9	34		
4Y-06	3/8"		O10.0X2.0	19.9	13.9	34		
4Y-08	1/2"		O13.0X2.5	23.9	17.9	34		
4Y-12	3/4"		O19.0X2.5	28.9	23.9	34		
4Y-16	1"		O25.0X2.5	38.8	30.9	41		
4Y-20	1.1/4"		O33.0X2.5	45.9	37.9	41		

N

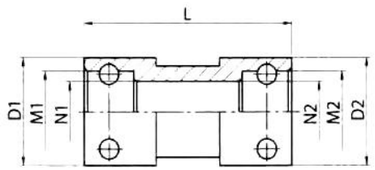

L7Y

快换内接头 SAE J1467

CLIP FASTENER FEMALE SAE J1467

代号 PART NO.	规格 SIZE		尺寸 DIMENSIONS						
	左端 LEFT	右端 RIGHT	D1,D2	L	M1,M2	N1,N2			
7Y-04	1/4"	1/4"	25	59	15.16	10.03			
7Y-06	3/8"	3/8"	32	59	20.17	14.02			
7Y-08	1/2"	1/2"	35	59	24.16	18.03			
7Y-12	3/4"	3/4"	45	59	29.16	24.03			
7Y-16	1"	1"	55	68	39.12	31.01			
7Y-20	1.1/4"	1.1/4"	60	68	46.15	38.02			
7Y-24	1.1/2"	1.1/2"	70	80	55.22	47.02			
7Y-32	2"	2"	80	80	64.21	56.00			

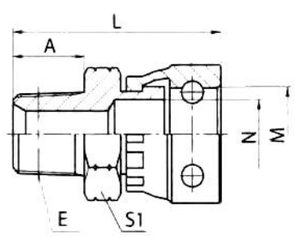

L2NY

美制布锥管外螺纹 / 快换内接头 SAE J1467

NPT MALE / CLIP FASTENER FEMALE SAE J1467

代号 PART NO.	螺纹 THREAD E	右端规格 RIGHT SIZE	尺寸 DIMENSIONS						
			A	L	M	N	S1		
2NY-04	Z1/4"X18	1/4"	15	51.5	15.16	10.03	19		
2NY-06	Z3/8"X18	3/8"	16	52.5	20.17	14.02	22		
2NY-08	Z1/2"X14	1/2"	19.5	59	24.16	18.03	27		
2NY-12	Z3/4"X14	3/4"	19.5	61	29.16	24.03	36		
2NY-16	Z1"X11.5	1"	25.5	72.5	39.12	31.01	46		
2NY-20	Z1.1/4"X11.5	1.1/4"	26.5	73.5	46.15	38.02	50		

N

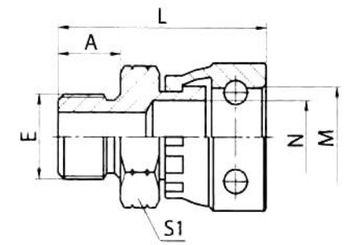

L2ZY

英管螺纹组合垫密封DIN 3852-2 A型 /
快换内接头 SAE J1467

BSPP BONDED SEAL DIN 3852-2 A型 /
CLIP FASTENER FEMALE SAE J1467

代号 PART NO.	螺纹 THREAD E	右端规格 RIGHT SIZE	组合垫 SEAL E端	尺寸 DIMENSIONS						
				A	L	M	N	S1		
2ZY-04	G1/4"X19	1/4"	ZHD-14	12	48.5	15.16	10.03	19		
2ZY-06	G3/8"X19	3/8"	ZHD-18	13.5	50.5	20.17	14.02	22		
2ZY-06-08	G3/8"X19	1/2"	ZHD-18	13.5	54	24.16	18.03	27		
2ZY-08-06	G1/2"X14	3/8"	ZHD-22	16	56	20.17	14.02	27		
2ZY-08	G1/2"X14	1/2"	ZHD-22	16	56.5	24.16	18.03	27		
2ZY-12	G3/4"X14	3/4"	ZHD-27	18.5	61	29.16	24.03	36		
2ZY-16	G1"X11	1"	ZHD-33	20.5	73	39.12	31.01	46		
2ZY-16-20	G1"X11	1.1/4"	ZHD-33	20.5	77	46.15	38.02	50		
2ZY-20-16	G1.1/4"X11	1"	ZHD-42	20.5	77	39.12	31.01	50		
2ZY-20	G1.1/4"X11	1.1/4"	ZHD-42	20.5	77	46.15	38.02	50		

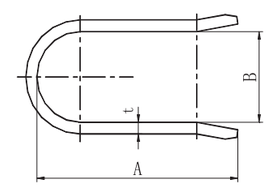

LU-Y

U形卡

STAPLE

代号 PART NO.	快速接头型号 STECKO SIZE		尺寸 DIMENSIONS						
			A	B	t				
U-Y04	1/4"		34	7.7	4				
U-Y06	3/8"		37	12.5	4				
U-Y08	1/2"		44	16.5	4				
U-Y12	3/4"		52	20.8	4				
U-Y16	1"		69	27.2	6				
U-Y20	1.1/4"		77.5	34.8	6				
U-Y24	1.1/2"		78.8	46.1	6				
U-Y32	2"		100	58	6				

N

其他接头 Other Adapters

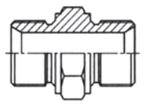 L1M P02	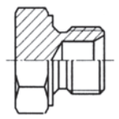 L4M P03	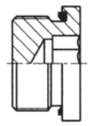 L4MN–WD P03	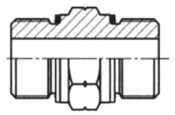 L1G P04	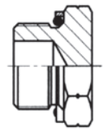 L4G P04	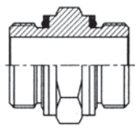 L1H P05
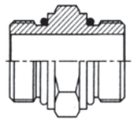 L1H–H P05	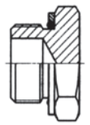 L4H P06	L4HN P06	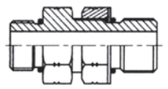 L1O–OG P07	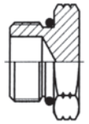 L4O P07	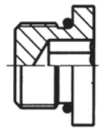 L4ON P08
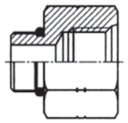 L5O P09	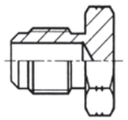 L4P P10				

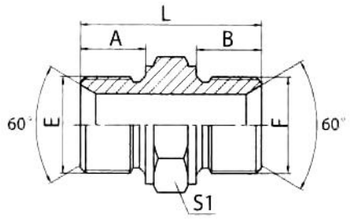

L1M

公制外螺纹60° 内锥或六角端面用组合垫密封

METRIC MALE DOUBLE USE FOR 60° CONE SEAT OR BONDED SEAL

代号 PART NO.	螺纹 THREAD				尺寸 DIMENSIONS				
	E	F			A	B	L	S1	
1M-10	M10X1	M10X1			8	8	24	14	
1M-10-12	M10X1	M12X1.5			8	10	26	17	
1M-12	M12X1.5	M12X1.5			10	10	28	17	
1M-12-14	M12X1.5	M14X1.5			10	11	29	19	
1M-14	M14X1.5	M14X1.5			11	11	30	19	
1M-14-16	M14X1.5	M16X1.5			11	12	31	22	
1M-16	M16X1.5	M16X1.5			12	12	32	22	
1M-16-18	M16X1.5	M18X1.5			12	12	34	24	
1M-18	M18X1.5	M18X1.5			12	12	34	24	
1M-18-22	M18X1.5	M22X1.5			12	14	38	27	
1M-20-22	M20X1.5	M22X1.5			14	14	38	27	
1M-22	M22X1.5	M22X1.5			14	14	38	27	
1M-22-26	M22X1.5	M26X1.5			14	16	43	32	
1M-22-27	M22X1.5	M27X2			14	16	43	32	
1M-22-27D	M22X1.5	M27X1.5			14	16	43	32	
1M-26	M26X1.5	M26X1.5			16	16	45	32	
1M-26-30	M26X1.5	M30X2			16	18	47	36	
1M-26-30D	M26X1.5	M30X1.5			16	18	47	36	
1M-27	M27X2	M27X2			16	16	45	32	
1M-27D	M27X1.5	M27X1.5			16	16	45	32	
1M-30	M30X2	M30X2			18	18	49	36	
1M-30D	M30X1.5	M30X1.5			18	18	49	36	

HEYLEX®

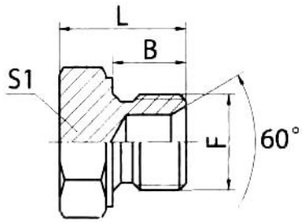

L4M

公制外螺纹60° 内锥或六角端面用组合垫密封堵头

METRIC MALE DOUBLE USE FOR 60°
CONE SEAT OR BONDED SEAL PLUG

代号 PART NO.	螺纹 THREAD				尺寸 DIMENSIONS				
		F			B	L	S1		
4M-10		M10X1			8	15	14		
4M-12		M12X1.5			10	17	17		
4M-14		M14X1.5			11	19	19		
4M-16		M16X1.5			12	20	22		
4M-18		M18X1.5			12	20	24		
4M-20		M20X1.5			14	23	27		
4M-22		M22X1.5			14	23	27		
4M-24		M24X1.5			14	25	30		
4M-26		M26X1.5			16	28	32		
4M-27D		M27X1.5			16	28	32		
4M-30		M30X2			18	30	36		
4M-30D		M30X1.5			18	30	36		

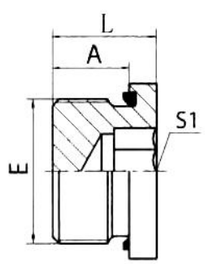

L4MN-WD

公制外螺纹胶垫密封内六角堵头

METRIC MALE CAPTIVE SEAL HOLLOW HEX PLUG

代号 PART NO.	螺纹 THREAD		胶垫 CAPTIVE		尺寸 DIMENSIONS				
	E		E端		A	L	S1		
4MN-10WD	M10X1		WD-B02		8	12	5		
4MN-12WD	M12X1.5		WD-M12		12	17	6		
4MN-14WD	M14X1.5		WD-B04		12	17	6		
4MN-16WD	M16X1.5		WD-M16		12	17	8		
4MN-18WD	M18X1.5		WD-M18		12	17	8		
4MN-20WD	M20X1.5		WD-M20		14	19	10		
4MN-22WD	M22X1.5		WD-M22		14	19	10		
4MN-26WD	M26X1.5		WD-B12		16	21	12		
4MN-27WD	M27X2		WD-B12		16	21	12		
4MN-33WD	M33X2		WD-B16		18	24.5	17		
4MN-42WD	M42X2		WD-B20		20	26.5	22		
4MN-48WD	M48X2		WD-B24		22	28.5	24		

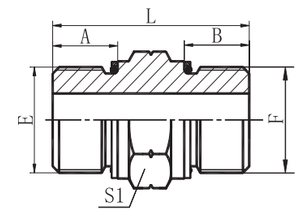

L1G

英管外螺纹O形圈

BSP MALE O–RING

代号 PART NO.	螺纹 THREAD		O形圈 O–RING		尺寸 DIMENSIONS				
	E	F	E端	F端	A	B	L	S1	
1G-02	G1/8"X28	G1/8"X28	7.65X1.78	7.65X1.78	9.5	9.5	28	14	
1G-04	G1/4"X19	G1/4"X19	10.77X2.62	10.77X2.62	11	11	32	19	
1G-06	G3/8"X19	G3/8"X19	13.94X2.62	13.94X2.62	11.5	11.5	36	22	
1G-08	G1/2"X14	G1/2"X14	17.12X2.62	17.12X2.62	14	14	44	27	
1G-12	G3/4"X14	G3/4"X14	23.47X2.62	23.47X2.62	15.5	15.5	48	32	
1G-16	G1"X11	G1"X11	29.74X3.53	29.74X3.53	18	18	55	41	
1G-20	G1.1/4"X11	G1.1/4"X11	37.69X3.53	37.69X3.53	20	20	61	50	
1G-24	G1.1/2"X11	G1.1/2"X11	44.04X3.53	44.04X3.53	21.5	21.5	64	55	

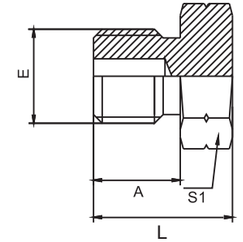

L4G

英管外螺纹O形圈堵头

BSP MALE O–RING PLUG

代号 PART NO.	螺纹 THREAD		O形圈 O–RING		尺寸 DIMENSIONS				
	E		E端		A	L	S1		
4G-04	G1/4"X19		O111		11	19	19		
4G-06	G3/8"X19		O113		11.5	22	22		
4G-08	G1/2"X14		O115		14	27	27		
4G-12	G3/4"X14		O119		15.5	29.5	32		
4G-16	G1"X11		O217		18	34	41		

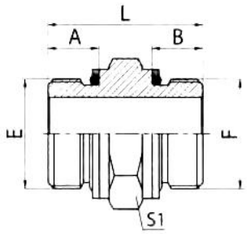

L1H

公制外螺纹轻系列ISO 6149-3

METRIC MALE L-SERIES ISO 6149-3

代号 PART NO.	螺纹 THREAD		O形圈 O-RING		尺寸 DIMENSIONS				
	E	F	E端	F端	A	B	L	S1	
1H-10	M10X1	M10X1	O08.1X1.6	O08.1X1.6	8.5	8.5	28	14	
1H-12	M12X1.5	M12X1.5	O09.3X2.4	O09.3X2.4	11.0	11.0	33	17	
1H-14	M14X1.5	M14X1.5	O11.3X2.4	O11.3X2.4	11.0	11.0	33	19	
1H-16	M16X1.5	M16X1.5	O13.3X2.4	O13.3X2.4	11.5	11.5	34	22	
1H-18	M18X1.5	M18X1.5	O15.3X2.4	O15.3X2.4	12.5	12.5	36	24	
1H-22	M22X1.5	M22X1.5	O19.3X2.4	O19.3X2.4	13.0	13.0	39	27	
1H-27	M27X2	M27X2	O23.5X3.0	O23.5X3.0	16.0	16.0	45	32	
1H-33	M33X2	M33X2	O29.5X3.0	O29.5X3.0	16.0	16.0	48	41	
1H-42	M42X2	M42X2	O38.5X3.0	O38.5X3.0	16.0	16.0	50	50	
1H-48	M48X2	M48X2	O44.5X3.0	O44.5X3.0	17.5	17.5	53	55	

注：可与ISO 9974-1油口相配，去掉挡圈与ISO 6149-1油口相配。
Note: Fit for ISO 9974-1 port or ISO 6149-1 port when useless of retaining ring.

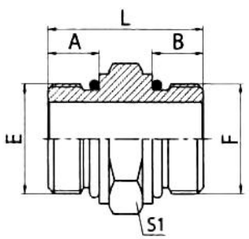

L1H-H

公制外螺纹重系列ISO 6149-2

METRIC MALE S-SERIES ISO 6149-2

代号 PART NO.	螺纹 THREAD		O形圈 O-RING		尺寸 DIMENSIONS				
	E	F	E端	F端	A	B	L	S1	
1H-10H	M10X1	M10X1	O08.1X1.6	O08.1X1.6	9.5	9.5	31.0	14	
1H-12H	M12X1.5	M12X1.5	O09.3X2.4	O09.3X2.4	11.0	11.0	35.5	17	
1H-14H	M14X1.5	M14X1.5	O11.3X2.4	O11.3X2.4	11.0	11.0	35.5	19	
1H-16H	M16X1.5	M16X1.5	O13.3X2.4	O13.3X2.4	12.5	12.5	39.0	22	
1H-18H	M18X1.5	M18X1.5	O15.3X2.4	O15.3X2.4	14.0	14.0	42.0	24	
1H-20H	M20X1.5	M20X1.5	O17.3X2.4	O17.3X2.4	14.0	14.0	42.0	27	
1H-22H	M22X1.5	M22X1.5	O19.3X2.4	O19.3X2.4	15.0	15.0	46.0	27	
1H-27H	M27X2	M27X2	O23.5X3.0	O23.5X3.0	18.5	18.5	55.5	32	
1H-33H	M33X2	M33X2	O29.5X3.0	O29.5X3.0	18.5	18.5	56.5	41	
1H-42H	M42X2	M42X2	O38.5X3.0	O38.5X3.0	19.0	19.0	58.0	50	
1H-48H	M48X2	M48X2	O44.5X3.0	O44.5X3.0	21.5	21.5	63.0	55	

注：与ISO 6149-1油口相配。 Note: Fit for ISO 6149-1 port.

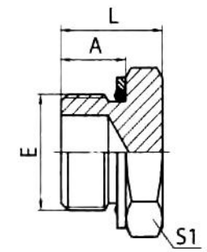

L4H

公制外螺纹轻系列堵头ISO 6149-3

METRIC MALE L-SERIES PLUG ISO 6149-3

代号 PART NO.	螺纹 THREAD		O形圈 O-RING		尺寸 DIMENSIONS				
	E		E端		A	L	S1		
4H-12	M12X1.5		O09.3X2.4		11	17	17		
4H-14	M14X1.5		O11.3X2.4		11	17	19		
4H-16	M16X1.5		O13.3X2.4		11.5	20	22		
4H-18	M18X1.5		O15.3X2.4		12.5	20.5	24		
4H-22	M22X1.5		O19.3X2.4		13	23	27		
4H-27	M27X2		O23.5X3.0		16	27	32		
4H-33	M33X2		O29.5X3.0		16	27	41		
4H-42	M42X2		O38.5X3.0		16	31	50		

注：可与ISO 9974-1油口相配，去掉挡圈与ISO 6149-1油口相配。
Note: Fit for ISO 9974-1 port or ISO 6149-1 port when useless of retaining ring.

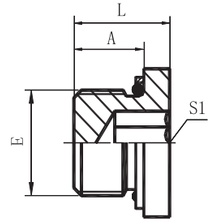

L4HN

公制外螺纹带O形圈内六角堵头

METRIC MALE WITH O-RING HOLLOW HEX PLUG

代号 PART NO.	螺纹 THREAD		O形圈 O-RING		尺寸 DIMENSIONS				
	E		E端		A	L	S1		
4HN-10	M10X1		O08.1X1.6		8.5	11.5	5		
4HN-12	M12X1.5		O09.3X2.4		11	14	6		
4HN-14	M14X1.5		O11.3X2.4		11	14	6		
4HN-16	M16X1.5		O13.3X2.4		11.5	14	8		
4HN-18	M18X1.5		O15.3X2.4		12.5	15.5	8		
4HN-22	M22X1.5		O19.3X2.4		13	16	10		
4HN-26	M26X1.5		O23.8X3.0		13.5	16.5	12		
4HN-27	M27X2		O23.5X3.0		16	19	12		
4HN-33	M33X2		O29.5X3.0		16	20	17		
4HN-42	M42X2		O38.5X3.0		16	22	22		
4HN-48	M48X2		O44.5X3.0		17.5	21.5	24		

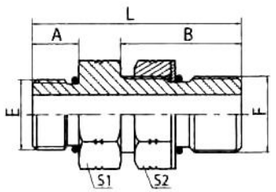

L1O-OG

美制SAE外螺纹带O形圈堵头轻系列ISO 11926-3

SAE O-RING BOSS PLUG L-SERIES ISO 11926-3

代号 PART NO.	螺纹 THREAD		O形圈 O-RING		尺寸 DIMENSIONS				
	E	F	E端	F端	A	B	L	S1	S2
1O-04OG	7/16"X20	7/16"X20	O904	O904	9.14	18	33	14	17
1O-04-06OG	7/16"X20	9/16"X18	O904	O906	9.14	20	35.1	17	19
1O-06OG	9/16"X18	9/16"X18	O906	O906	9.93	20	36	17	19
1O-06-08OG	9/16"X18	3/4"X16	O906	O908	9.93	22	40	22	24
1O-08OG	3/4"X16	3/4"X16	O908	O908	11.13	22	40	22	24
1O-08-12OG	3/4"X16	1.1/16"X12	O908	O912	11.13	29	51	32	32
1O-10OG	7/8"X14	7/8"X14	O910	O910	12.7	26	46	27	27
1O-12OG	1.1/16"X12	1.1/16"X12	O912	O912	15.1	29	54	32	32
1O-16OG	1.5/16"X12	1.5/16"X12	O916	O916	15.1	29	54	38	41
1O-20OG	1.5/8"X12	1.5/8"X12	O920	O920	15.1	29	54	50	50
1O-24OG	1.7/8"X12	1.7/8"X12	O924	O924	15.1	29	54	55	55

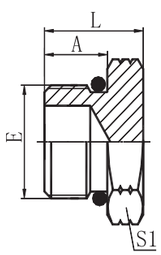

L4O

美制SAE外螺纹带O形圈堵头

SAE O-RING BOSS PLUG

代号 PART NO.	螺纹 THREAD		O形圈 O-RING		尺寸 DIMENSIONS				
	E		E端		A	L	S1		
4O-04	7/16"X20		8.92X1.83		9.14	16	14		
4O-05	1/2"X20		10.52X1.83		9.14	16	17		
4O-06	9/16"X18		11.89X1.98		10	17.5	17		
4O-08	3/4"X16		16.36X2.21		11.13	19.5	22		
4O-10	7/8"X14		19.18X2.46		12.7	23	27		
4O-12	1.1/16"X12		23.47X2.95		15.09	26.5	32		
4O-14	1.3/16"X12		26.62X2.95		15.09	27	36		
4O-16	1.5/16"X12		29.74X2.95		15.09	27.5	38		
4O-20	1.5/8"X12		37.46X3.00		15.09	30	50		
4O-24	1.7/8"X12		43.69X3.00		15.09	30	55		
4O-32	2.1/2"X12		59.36X3.00		15.09	32	70		

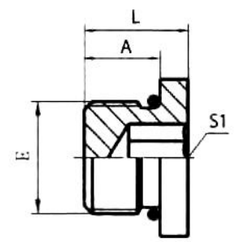

L4ON

美制SAE外螺纹带O形圈内六角堵头轻系列ISO 11926-3

SAE O-RING BOSS HOLLOW HEX PLUG L-SERIES ISO 11926-3

代号 PART NO.	螺纹 THREAD		O形圈 O-RING		尺寸 DIMENSIONS				
	E		E端		A	L	S1		
4ON-04	7/16"X20		O904		9.1	11.5	5		
4ON-05	1/2"X20		O905		9.1	11.5	5		
4ON-06	9/16"X18		O906		9.9	12.2	6		
4ON-08	3/4"X16		O908		11	14.3	8		
4ON-10	7/8"X14		O910		12.7	16	10		
4ON-12	1.1/16"X12		O912		15	19	14		
4ON-16	1.5/16"X12		O916		15.1	19	16		
4ON-20	1.5/8"X12		O920		15.1	19	19		

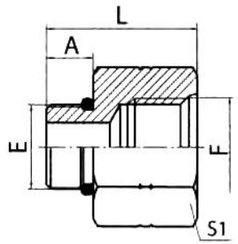

L5O

美制SAE外螺纹带O形圈轻系列ISO 11926-3 /
美制SAE内螺纹ISO 11926-1

SAE O-RING BOSS L-SERIES ISO 11926-3 /
SAE FEMALE ISO 11926-1

代号 PART NO.	螺纹 THREAD		O形圈 O-RING		尺寸 DIMENSIONS				
	E	F	E端		A	L	S1		
5O-04-06	7/16"X20	9/16"X18	O904		9.14	31	22		
5O-06-04	9/16"X18	7/16"X20	O906		9.93	28	17		
5O-06-08	9/16"X18	3/4"X16	O906		9.93	36	27		
5O-08-06	3/4"X16	9/16"X18	O908		11.13	31.5	22		
5O-08-10	3/4"X16	7/8"X14	O908		11.13	38	30		
5O-08-12	3/4"X16	1.1/16"X12	O908		11.13	43	36		
5O-10	7/8"X14	7/8"X14	O910		12.7	41	30		
5O-10-06	7/8"X14	9/16"X18	O910		12.7	20.6	27		
5O-10-08	7/8"X14	3/4"X16	O910		12.7	35	27		
5O-10-12	7/8"X14	1.1/16"X12	O910		12.7	43	36		
5O-12-08	1.1/16"X12	3/4"X16	O912		15.09	26	32		
5O-12-10	1.1/16"X12	7/8"X14	O912		15.1	40.5	32		
5O-12-16	1.1/16"X12	1.5/16"X12	O912		15.1	46	41		
5O-14-12	1.3/16"X12	1.1/16"X12	O914		15.1	43	36		
5O-16-06	1.5/16"X12	9/16"X18	O916		15.1	26	38		
5O-16-10	1.5/16"X12	7/8"X14	O916		15.1	26	38		
5O-16-12	1.5/16"X12	1.1/16"X12	O916		15.1	43.5	38		
5O-16-14	1.5/16"X12	1.3/16"X12	O916		15.1	43	38		
5O-16-20	1.5/16"X12	1.5/8"X12	O916		15.1	46.5	50		
5O-20-12	1.5/8"X12	1.1/16"X12	O920		15.1	35	50		
5O-20-16	1.5/8"X12	1.5/16"X12	O920		15.1	42	50		
5O-20-24	1.5/8"X12	1.7/8"×12	O920		15.1	48	55		
5O-24-16	1.7/8"X12	1.5/16"X12	O924		15.1	35	55		
5O-24-20	1.7/8"X12	1.5/8"X12	O924		15.1	45	55		
5O-32-20	2.1/2"X12	1.5/8"X12	O932		15.1	32	70		
5O-32-24	2.1/2"X12	1.7/8"X12	O932		15.1	32	70		

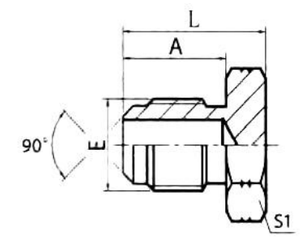

L4P

美制SAE外螺纹90° 外锥堵头SAE J513

SAE MALE 90° CONE PLUG SAE J513

代号 PART NO.	螺纹 THREAD				尺寸 DIMENSIONS				
	E				A	L	S1		
4P-04	7/16"X20				12.7	18.5	14		
4P-05	1/2"X20				14.2	20	14		
4P-06	5/8"X18				15.7	22	17		
4P-08	3/4"X16				19	27	22		
4P-10	7/8"X14				22.4	30.5	24		
4P-12	1.1/16"X14				25.4	35.5	30		