

GD01-B series 30~120W LED Courtyard Light



CE CB RoHS

Product Description

- The GD01B series lighting fixtures are derived from aesthetics and classical outdoor design. This traditional design now adopts the most advanced LED lighting technology.
- GD01B series lighting fixtures are designed for easy installation and integration with modular lighting.
- The lamp body adopts die-casting aluminum technology, which is corrosion-resistant.
- Adopting efficient SMD5050 lamp beads and high-quality constant current drive, reliable performance and long lifespan.
- Exquisite structural waterproof design, with a protection level of up to IP66.

Features

- Historical shape
- Energy -efficient luminaire
- Variety of mounting options: luminaire can be combined with different columns, brackets and multiple-arm brackets.

Application

- Main urban roads and streets
- Side and residential roads and streets City centers and historical areas
- Cycle and pedestrian paths Parking areas
- Squares, parks and playgrounds

| Product Number | GD01-B |
|-----------------------|---|
| Rated Power | 30W-120W |
| Input Voltage | AC100~277V |
| Type Of Light Source | MW, PHILIPS, INV or SOSEN |
| Chip Type | LUMILEDS, SMD3030 |
| Led Light Luminous | >130LM/W |
| Beam Angle | TYPE II or TYPE V, optional |
| Control method | Regulor, 0-10V/PMW/DALI dimming, optional |
| Sensor | Nema or ZHAGA, optional |
| Power factor | >0.95 |
| Color rendering index | >70 |
| Frequency Range | 50/60Hz |
| Color Temp | 3000-6500K |
| Lamp body material | AL Body, PC lens and GLASS cover |
| Installation diameter | Φ76mm(default), or Φ60mm for option |
| Working Temperature | -40~55°C |
| Working Humidity | 10~90% |
| Life/Warranty | >50,000hrs |
| IP Grade | IP66 |
| IK Grade | IK09 |
| Lamp Size | 378x378x557mm |
| Authentication | CE CB ENEC/ENEC+ RoHS |

01

Series display



02

Product Display

The modern minimalist style courtyard lights mainly feature soft lines and simple shapes, often made of materials such as iron and cast aluminum, creating a simple, fresh, and elegant atmosphere of European classical gardens. This style of courtyard lights often use warm tones, giving people a warm and romantic feeling.



Minimalist exterior design

- Smooth transition regardless of mounting
- Styling complements surroundings
- Well hidden hardware

OPTICAL SYSTEM

- Dense LED arrangement
And precision optics,
Provide high performance
Lighting and extraordinary visual comfort.

Patented light source technology, through a special structure, the light emitted by the light source can be formed into a bat wing shape to achieve the best uniform illumination and improve the lighting effect.



Product Display

Lighting plays an increasingly important role. A good lighting environment helps residents and visitors feel safe and experience the city more pleasantly even at night.

Urban lighting plays an important role in making cities better and safer. Good lighting helps residents and visitors to feel better and enjoy the city at night also. Thanks to the LED efficient lighting system, energy consumption can be reduced, energy efficiency and sustainability can be achieved.



03



04

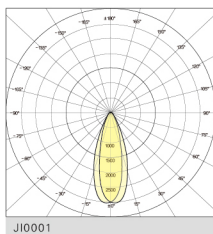
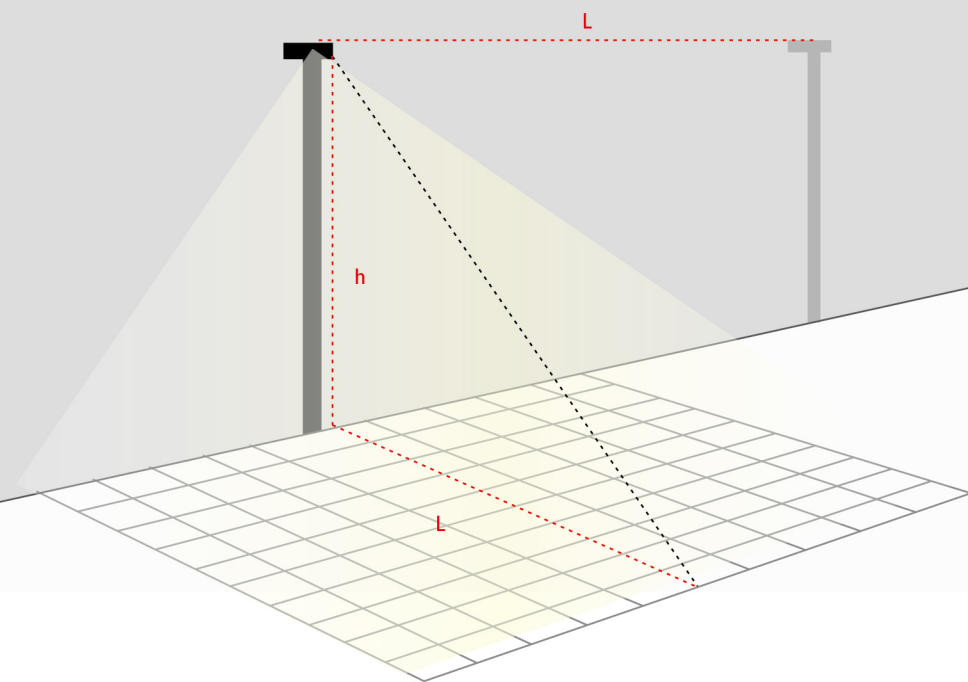
Light distribution display

D=Distance to height ratio (L/h)

H=height of lamp pole

L=distance between lamp poles

L=Lighting area width

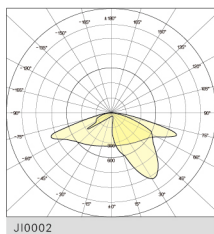


Key atmosphere lighting for buildings, trees, and sculptures in urban public spaces

$L=(0.8-4.0)h$

D=1

Glare level: G5 (Lens)

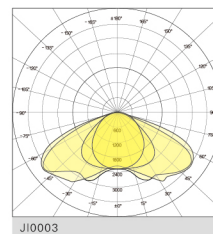


Suitable for pedestrian lighting in urban commercial blocks, squares, parks, scenic spots, residential areas, and parks

$L=(3.0-6.0)h$

D=1

Glare level: G5 (Lens)

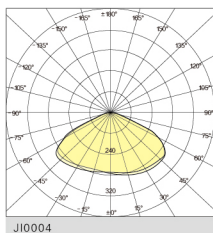


Suitable for lighting of urban commercial blocks, squares, parks, scenic spots, residential areas, and park roads

$L=(3.0-8.0)h$

D=1

Glare level: G5 (Lens)

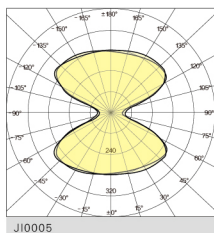


Suitable for pedestrian lighting in urban commercial blocks, squares, parks, scenic spots, residential courtyards, and parks, with high visual comfort

$L=(3.0-4.0)h$

D=1.2

Glare level: G7 (diffuser)

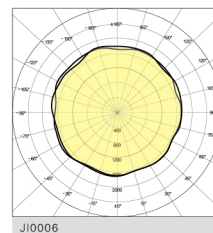


Suitable for pedestrian lighting in urban commercial blocks, squares, parks, scenic spots, residential courtyards, and parks, with high visual comfort

$L=(3.0-4.0)h$

D=1.2

Glare level: G7 (diffuser)



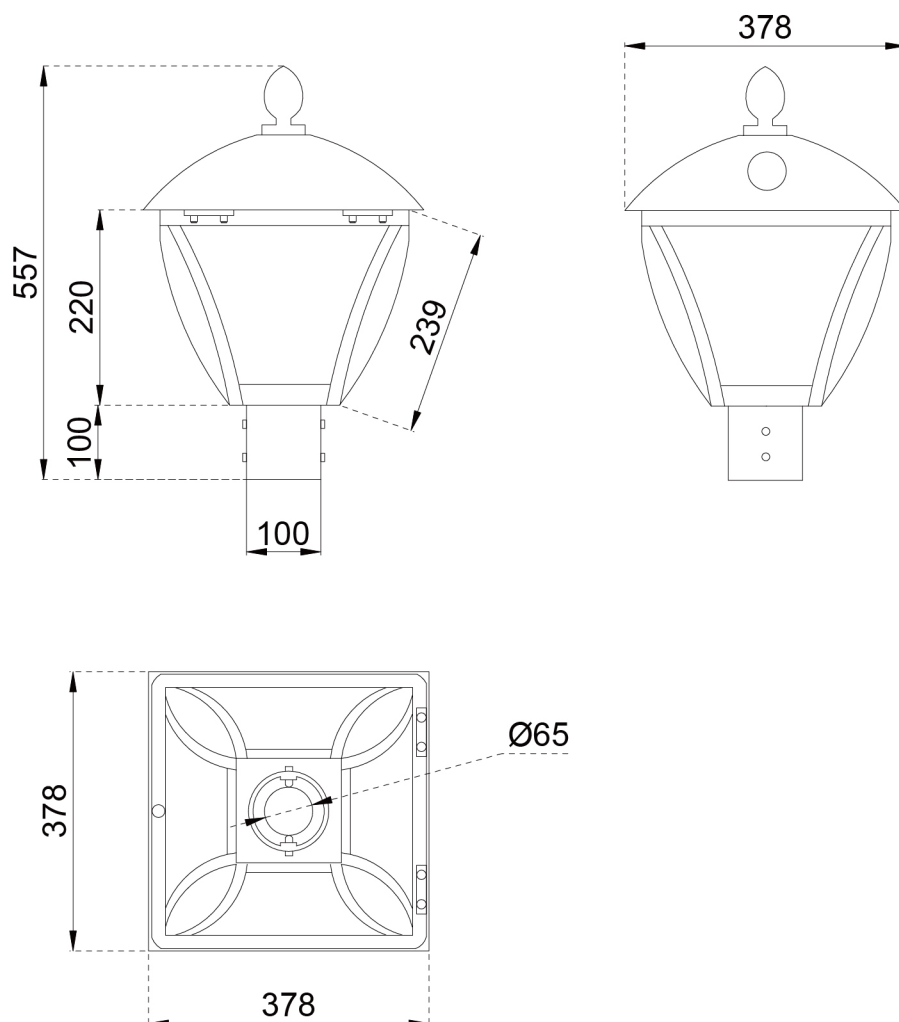
Suitable for pedestrian lighting in urban commercial blocks, squares, parks, scenic spots, residential courtyards, and parks, with high visual comfort

$L=(3.0-4.0)h$

D=1.2

Glare level: G7 (diffuser)

Product Size




05

06



IK Degree: IK08
All-round sealing,
anti-drop, anti-collision,
Adopt ADC12 material,
sturdy and more durable.



IP Degree: IP66
Professional all-round
waterproof technology,
Rainproof, anti-corrosion,
high temperature resistance
and more durable.

Product Display

The overall design of this lamp is based on simple design, and the shape is modern and beautiful.

Outline the outer contour of the whole lamp with simple lines,

And integrate into the combination of point, line and surface elements in aesthetics.

The lamp body is made of high-pressure die-casting aluminum, which has strong corrosion resistance;

High-efficiency heat dissipation design of the module, durable;

Can adapt to a variety of optical angles, suitable for different installation environments, three-dimensional and full of layers.



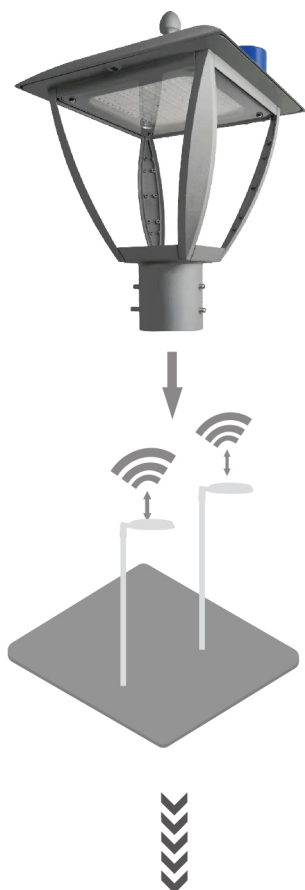
Optional optical controller

This series of lamps can be equipped with various sensors/light management systems, which can achieve functions such as photoelectric timing, dimming, remote management, and fault alarm.



Intelligent Lighting

The lamps can be equipped with smart components and configured as smart street lamps, integrating transportation, environmental monitoring, energy management, city management and other hardware functions, which can be widely distributed to all corners of the city to help the construction of smart cities.



Control options

From simple factory-set dimming to full CMS: enhance your luminaire through intelligent, connected sensors and control systems.

Benefits of smart control

- Reduced energy consumption
- Reduced carbon footprint
- Longer luminaire life
- Lower capital, maintenance and energy costs
- Ability to collect data



Bluetooth

For on/off switching, light control and dimming



Smart control

Integral CMS: connected (or Smart) assets which use wireless communications networks, offering optimal flexibility. Control a single luminaire or group switch remotely.



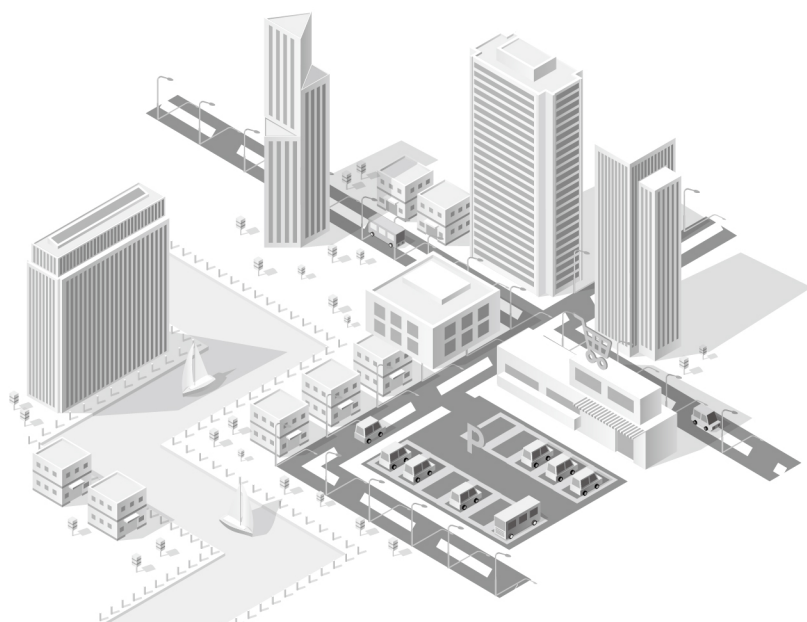
Simple, stand-alone controls

Factory-set dimming, time switches, photocells and presence detectors. Control in its simplest form.

Presence detector

07

08



traffic

Environmental
monitoring

Traffic management

City management



main light source

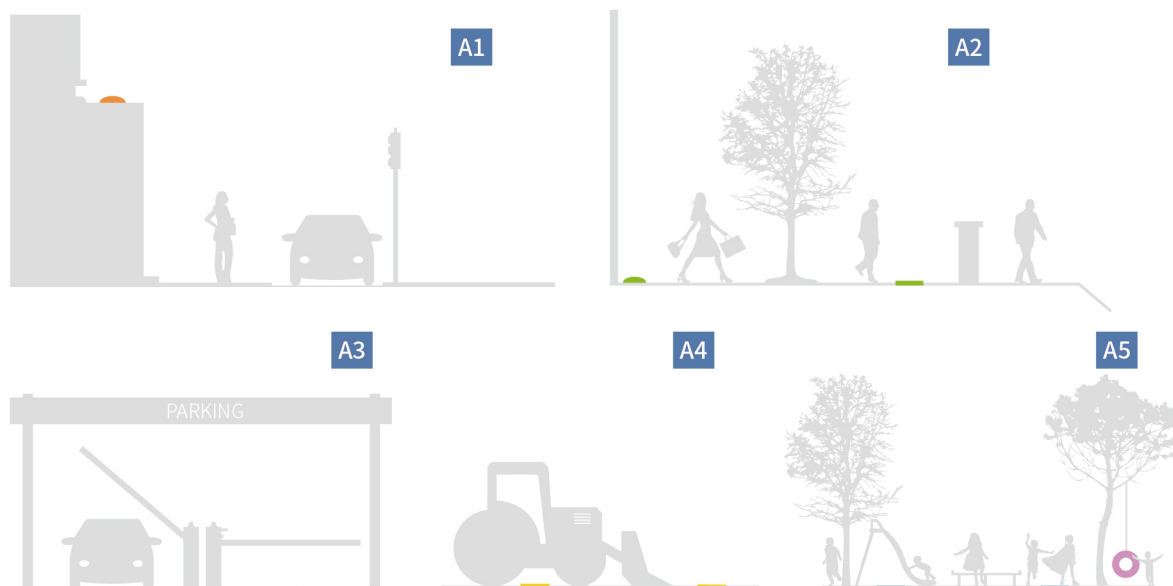
Schematic diagram of color temperature

The color temperature can be adjusted according to the lighting needs, and 2700K-6500K cold and warm light can be switched to meet different lighting needs.



- **Scope of application**

It is widely used in any outdoor lighting places such as roads, squares, scenic spots, parks, etc.



09

10





It is suitable for parking lots, parks, residential areas, industrial areas, schools, hospitals, communities and other outdoor lighting places



11

12

SHANGHAI CHZ LIGHTING CO.,LTD

21 6989-8169

86 133 9137 5176 | 86 159 2122 3752

www.chz-lighting.com

Sales@chz-lighting.com

No.518 Xiangjiang Road, Jiading, Shanghai, China.