



**SHANGHAI CHZ LIGHTING CO.,LTD**

No.518, Xiangjiang Road, Shanghai, China

T/W +34 615 743 994

T/W +86 133 9137 5176

T/W +86 159 2122 3752

M sales@chz-lighting.com

**WWW.CHZ-LIGHTING.COM**



**FERNANDO NAVARRETE  
GONZALO DE ANDRÉS**



**OFFICIAL PARTNER**



CHZ-LIGHTING

## TUBE LIGHTING

(2024-2025)

Creative Lighting, Healthy Living

---

## Profile

SHANGHAI CHZ LIGHTING CO.,LTD., established in 2013, is one of the leading manufacturers of LED lighting products in China. Our headquarter is located at Jiading of Shanghai, we have three production bases in Shanghai, Hangzhou and Ningbo city, with a total of 12,000m<sup>2</sup> plant area and 1.0M sets of LED lights' production per year.

We adhere to the idea of "technology first", and cooperate with Fudan University to continuously develop new products. Our products have covered office lighting, industrial lighting, flood lighting, stadium lighting, road lighting, and solar lighting. We offer, not only qualified lights, but also complete intelligent lighting solutions.

By continuous high investment on management and R&D, we has passed ISO9001, ISO14001, ISO45001 and ISO50001 system certifications. Meanwhile, we have got ENEC, ENEC++, CE, CB and ETL quality certifications proved by famous labs, such as TUV. Moreover, we have been rewarded lots of honors by the government, such as "National High-tech Enterprise", "Shanghai Technological Enterprise" and etc.

Our products have been exported to over 80 countries around the world and used for thousands of public projects. By high quality and excellent service, "CHZ LIGHTING" has won very good reputation in those markets. We will continue to work hard and tirelessly strive to build "CHZ LIGHTING" as one globally renowned brand.

## Awards



# Qualification



ISO9001








ISO14001






ISO45001



ISO50001



## CB Certification



## CE Certification

# Company Image



Shanghai Headquator



Europe Company



Spain Warehouse



Marketing Department



R&D Department




Training Meeting



Assembling line



Testing Line



Old Aging



Outdoor Development



Argentina team



Team action



Spain Team



Spain Team



Shareholder Dinner

# TUBE LIGHTING



PROMOTION

CAFETIÈRE

CAFETIÈRE

CAFETIÈRE

CAFETIÈRE

CAFETIÈRE

CAFETIÈRE

Bouilloires

Cafetieres

Grilles pain

BOUILLOIRE

BOUILLOIRE

BOUILLOIRE

BOUILLOIRE

BOUILLOIRE

BOUILLOIRE


BOUILLOIRE

699

# CHz<sup>®</sup>

## Tube Lighting

CE ROHS



## ◆ LT02 (OVAL) Series

### Product Feature:

- A. Save 50% energy compared to traditional fluorescent tube.
- B. Instant start, no flickering, no humming.
- C. Long lifespan 50000 hours, low maintenance cost.
- D. Cover option, transparent or milky.
- E. CE/ROHS certificated and 5 years warranty.


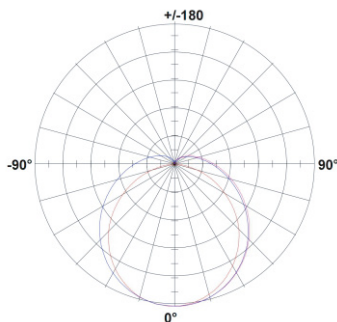


### Application:

Widely used in office ,shopping mall, hospital, school, hotel lighting and etc, as good replacement for traditional fluorescent tube.

### Technical Parameters:

| Model No.     | Power (W) | Input volt (V) | LED TYPE | LED's (pcs) | Lumen (LM/W) | PF   | Beam Angle | CCT (K)   | CRI | Material | Socket | Product Size(mm) |      |
|---------------|-----------|----------------|----------|-------------|--------------|------|------------|-----------|-----|----------|--------|------------------|------|
|               |           |                |          |             |              |      |            |           |     |          |        | D                | L    |
| LT02-600-9W   | 9         | 100-240        | SMD2835  | 96          | >120         | >0.9 | 180°       | 3000-6500 | >80 | AL+PC    | G13    | 26               | 600  |
| LT02-1200-18W | 18        | 100-240        | SMD2835  | 144         | >120         | >0.9 | 180°       | 3000-6500 | >80 | AL+PC    | G13    | 26               | 1200 |
| LT02-1500-25W | 25        | 100-240        | SMD2835  | 192         | >120         | >0.9 | 180°       | 3000-6500 | >80 | AL+PC    | G13    | 26               | 1500 |
| LT02-600-9W   | 9         | 100-240        | SMD2835  | 96          | >120         | >0.9 | 180°       | 3000-6500 | >80 | AL+PC    | G13    | 26               | 600  |
| LT02-1200-18W | 18        | 100-240        | SMD2835  | 144         | >120         | >0.9 | 180°       | 3000-6500 | >80 | AL+PC    | G13    | 26               | 1200 |
| LT02-1500-25W | 25        | 100-240        | SMD2835  | 192         | >120         | >0.9 | 180°       | 3000-6500 | >80 | AL+PC    | G13    | 26               | 1500 |



ROHS CE

CHz<sup>®</sup>

Tube Lighting



ROTATED

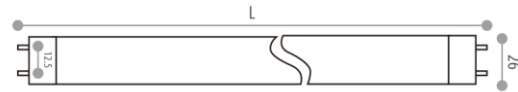


NON ROTATED

## LT02 (ROUND) Series

### Product Feature:

- A. Save 50% energy comparing to traditional fluorescent tube.
- B. Instant start, no flickering, no humming.
- C. Long lifespan 50000 hours, low maintenance cost.
- D. Cover option, transparent or milky.
- E. CE/ROHS certificated and 5 years warranty.

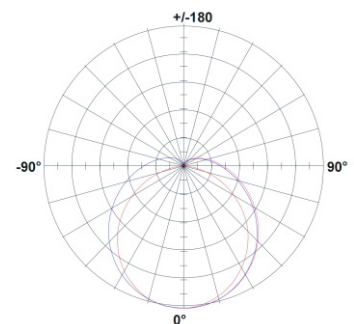


### Application:

Widely used in office ,shopping mall, hospital, school, hotel lighting and etc, as good replacement for traditional fluorescent tube.

### Technical Parameters:

| Model No.     | Power (W) | Input volt (V) | LED TYPE | LED's (PCS) | Lumen (LM/W) | PF   | Beam Angle | CCT (K)   | CRI | Material | Socket | Product Size(mm) |      |
|---------------|-----------|----------------|----------|-------------|--------------|------|------------|-----------|-----|----------|--------|------------------|------|
|               |           |                |          |             |              |      |            |           |     |          |        | D                | L    |
| LT02-600-9W   | 9         | 100-240        | SMD2835  | 96          | >120         | >0.9 | 180°       | 3000-6500 | >80 | AL+PC    | G13    | 26               | 600  |
| LT02-1200-18W | 18        | 100-240        | SMD2835  | 144         | >120         | >0.9 | 180°       | 3000-6500 | >80 | AL+PC    | G13    | 26               | 1200 |
| LT02-1500-25W | 25        | 100-240        | SMD2835  | 192         | >120         | >0.9 | 180°       | 3000-6500 | >80 | AL+PC    | G13    | 26               | 1500 |
| LT02-600-9W   | 9         | 100-240        | SMD2835  | 96          | >120         | >0.9 | 180°       | 3000-6500 | >80 | AL+PC    | G13    | 26               | 600  |
| LT02-1200-18W | 18        | 100-240        | SMD2835  | 144         | >120         | >0.9 | 180°       | 3000-6500 | >80 | AL+PC    | G13    | 26               | 1200 |
| LT02-1500-25W | 25        | 100-240        | SMD2835  | 192         | >120         | >0.9 | 180°       | 3000-6500 | >80 | AL+PC    | G13    | 26               | 1500 |





# CHz<sup>®</sup>

## Tube Lighting

CE ROHS



NON ROTATED



ROTATED

### LT03 Glass Series

#### Product Feature:

- A. Qualified SMD2835 chips and driver, stable working performance.
- B. Instant switch on and off, no flickering, no humming.
- C. Fixed or rotatable lamp-head for choice, more easy installation.
- D. Glass or PC with film material for option, transparent or milky.
- E. CE/ROHS certified, 30000 hours plus lifetime with 3 years warranty.

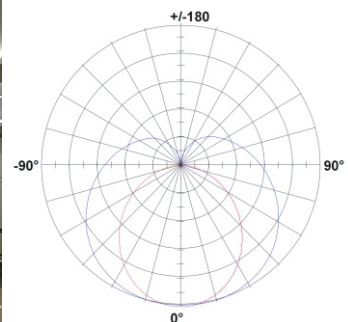


#### Application:

Widely used in office ,shopping mall, hospital, school, hotel lighting and etc, as good replacement for traditional fluorescent tube.

#### Technical Parameters:

| Model No.     | Power (W) | Input volt (V) | LED TYPE | LED's (PCS) | Lumen (LM/W) | PF   | Beam Angle | CCT (K)   | CRI | Material | Socket | Product Size(mm) |      |
|---------------|-----------|----------------|----------|-------------|--------------|------|------------|-----------|-----|----------|--------|------------------|------|
|               |           |                |          |             |              |      |            |           |     |          |        | D                | L    |
| LT03-600-9W   | 9         | 100-240        | SMD2835  | 48          | >120         | >0.9 | 300°       | 3000-6500 | >80 | GLASS    | G13    | 26               | 600  |
| LT03-1200-18W | 18        | 100-240        | SMD2835  | 96          | >120         | >0.9 | 300°       | 3000-6500 | >80 | GLASS    | G13    | 26               | 1200 |
| LT03-1500-22W | 22        | 100-240        | SMD2835  | 120         | >120         | >0.9 | 300°       | 3000-6500 | >80 | GLASS    | G13    | 26               | 1500 |



ROHS CE

CHz®

Tube Lighting



## LT06 Series



NON ROTATED



ROTATED

### Product Feature:

- A. It adopts high-quality aluminum material and PC translucent cover, and the structure is beautiful;
- B. The thickness of the lamp body is 0.8mm, the lamp body is firm and reliable, and the heat dissipation is fast; and the high light transmission PC cover is adopted;
- C. Using high-quality LED2835 chip, high light efficiency; aluminum substrate heat dissipation speed;
- D. The diameter of the T6 tube is larger than that of the T5. The installation size is also suitable for the T5 bracket, but the luminous efficiency is higher than that of the T5;
- E. Widely used to replace traditional T5 fluorescent lamps, with high light efficiency and energy saving of more than 60%;

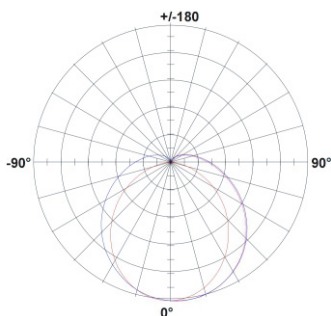


### Application:

Widely used in office ,shopping mall, hospital, school, hotel lighting and etc, as good replacement for traditional fluorescent tube.

### Technical Parameters:

| Model No.     | Power (W) | Input volt (V) | LED TYPE | LED's (pcs) | Lumen (LM/W) | PF   | Beam Angle | CCT (K)   | CRI | Material | Socket | Product Size(mm) |      |
|---------------|-----------|----------------|----------|-------------|--------------|------|------------|-----------|-----|----------|--------|------------------|------|
|               |           |                |          |             |              |      |            |           |     |          |        | D                | L    |
| LT06-600-9W   | 9         | 100-240        | SMD2835  | 72          | >110         | >0.9 | 180°       | 3000-6500 | >80 | AL+PC    | G5     | 22               | 600  |
| LT06-1200-18W | 18        | 100-240        | SMD2835  | 144         | >110         | >0.9 | 180°       | 3000-6500 | >80 | AL+PC    | G5     | 22               | 1200 |
| LT06-1500-25W | 25        | 100-240        | SMD2835  | 192         | >110         | >0.9 | 180°       | 3000-6500 | >80 | AL+PC    | G5     | 22               | 1500 |
| LT06-600-9W   | 9         | 100-240        | SMD2835  | 72          | >110         | >0.9 | 180°       | 3000-6500 | >80 | AL+PC    | G5     | 22               | 600  |
| LT06-1200-18W | 18        | 100-240        | SMD2835  | 144         | >110         | >0.9 | 180°       | 3000-6500 | >80 | AL+PC    | G5     | 22               | 1200 |
| LT06-1500-25W | 25        | 100-240        | SMD2835  | 192         | >110         | >0.9 | 180°       | 3000-6500 | >80 | AL+PC    | G5     | 22               | 1500 |



# CHz<sup>®</sup>

## Tube Lighting

CE ROHS



### ◆ LT08 Series

#### Product Feature:

- A. Energy saving up to 60%, compared with traditional fluorescent tube light.
- B. By infrared or microwave to sense the presence of human body or an object movement, automatically adjust brightness to save electricity consumption.
- C. Instant on/off without delay, even light distribution, no color degradation, flicker-free.
- D. Three types of PC covers available-Frosted, Stripe and Clear covers.
- E. Maintenance free, extra long lifespan of over 35,000 hours.

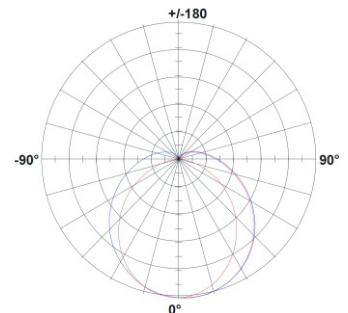



#### Application:

Suitable for office, supermarket, hotel, school, hospital parking lot and warehouse.

#### Technical Parameters:

| Model No.        | Power (W) | Input volt (V) | LED TYPE | LED's (pcs) | Lumen (LM/W) | PF   | Beam Angle | Control way | CRI | Material | Socket | Product Size(mm) |      |
|------------------|-----------|----------------|----------|-------------|--------------|------|------------|-------------|-----|----------|--------|------------------|------|
|                  |           |                |          |             |              |      |            |             |     |          |        | D                | L    |
| LT08-600-9W-IS   | 9         | 100-240        | SMD2835  | 60          | 100-120      | >0.9 | 180°       | PIR         | >80 | AL+PC    | G13    | 26               | 600  |
| LT08-1200-18W-IS | 18        | 100-240        | SMD2835  | 96          | 100-120      | >0.9 | 180°       | PIR         | >80 | AL+PC    | G13    | 26               | 1200 |
| LT08-1500-23W-IS | 23        | 100-240        | SMD2835  | 120         | 100-120      | >0.9 | 180°       | PIR         | >80 | AL+PC    | G13    | 26               | 1500 |
| LT08-600-9W-MS   | 9         | 100-240        | SMD2835  | 60          | 100-120      | >0.9 | 180°       | Motion      | >80 | AL+PC    | G13    | 26               | 600  |
| LT08-1200-18W-MS | 18        | 100-240        | SMD2835  | 96          | 100-120      | >0.9 | 180°       | Motion      | >80 | AL+PC    | G13    | 26               | 1200 |
| LT08-1500-25W-MS | 23        | 100-240        | SMD2835  | 120         | 100-120      | >0.9 | 180°       | Motion      | >80 | AL+PC    | G13    | 26               | 1500 |





## CHZ LIGHTING (SPAIN)

Pol. Ind. Trobika. Martintxone Bidea,  
1.Mungia, Bilbao

Contact: Mr. Igor  
Tel: (0034) 615 743 994  
Mail: [lgarcia@chzspain.com](mailto:lgarcia@chzspain.com)

## CHZ LIGHTING (ARGENTINA)

Calle N°38 N°559, Código Postal (6600),  
Mercedes, Provincia de Buenos Aires.

Contact: Mr. Fernando  
Tel: (0054) 9 2324 435127  
Mail: [fernando@chz-lighting.com](mailto:fernando@chz-lighting.com)

## CHZ LIGHTING (NIGERIA)

Abuja Office: Mr. Jide  
Tel: (00234) 802 705 7715  
Mail: [jide@chz-lighting.com](mailto:jide@chz-lighting.com)

Uyo Office: Mr. Francis  
Tel: (00234) 808 936 7161  
Mail: [francis@chz-lighting.com](mailto:francis@chz-lighting.com)

## CHZ LIGHTING (USA)

Fu Rowland Heights Road, Los Angeles

Contact: Ms. Hidy  
Tel: (001) 626 629 2217  
Mail: [hidy@chz-lighting.com](mailto:hidy@chz-lighting.com)

## CHZ LIGHTING S.R.L (Romania)

Add: Fundac Sf. Teodor nr.1, Iasi, Romania

Contact: Mr. Nicolae Dragos  
Tel: +40 722 39 66 77  
Mail: [chz.romania@chz-lighting.com](mailto:chz.romania@chz-lighting.com)

## CHZ LIGHTING BURKINA SARL

Add: 08 BP, 11147 Ouaga 08, Burkina Faso

Contact: Mr. Abdoul  
Tel: + 226 6610 2186  
Mail: [martin@chz-lighting.com](mailto:martin@chz-lighting.com)