






**36**  
COINS



Drop the game coin into the coin slot.



Install 4XAA batteries or use the USB line.



if you want to stop the game , you can press the coin button to get back the coins .



control button  
( To check the instructions to learn the play rules )



the LED light will rotate counterclockwise.



If all the coins used up , you can use another coin with key shape and other color to take the coins out , and then you can play the game again



X12



switch :  
voiced /off/unvoiced



score button



score indicator light



Mounting bracket



Drop the game coin  
into the coin slot.  
switch of pull rod



Indicator Light



Install 4XAA batteries or  
use the USB line.



the score record  
4 Led display



Withdrawal





X2



X4



X4




X1




X1



X22



X11



X11



X2

















36  
COINS



Install 4XAA batteries or use the USB line.



Drop the game coin into the coin slot.



Select and press the corresponding button. Press "start" after finishing the selection.



the LED light will rotate counterclockwise.



control button ( To check the instructions to learn the play rules )



if you want to stop the game , you can press the coin button to get back the coins .

X36





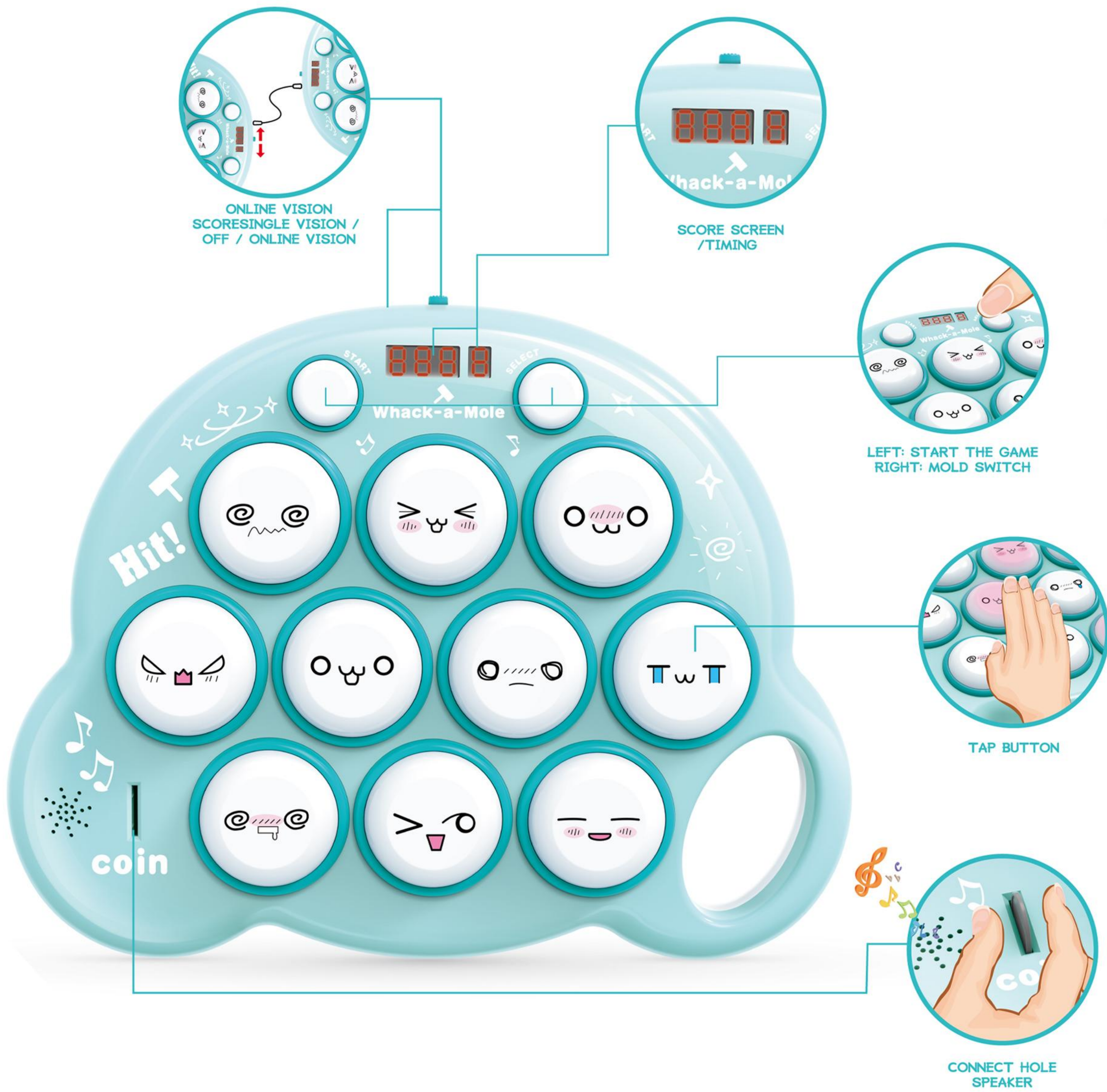


WARNING:  
CHOKING HAZARD - Small parts.  
Not for children under 3 years.



WARNING:  
CHOKING HAZARD - Small parts.  
Not for children under 3 years.





**X12**





















**WARNING:**  
CHOKING HAZARD - Small parts.  
Not for Children under 3 years.

**STAR WARRIOR**  
TARGET SHOOTING, HIGH ACCURACY!



**WARNING:**  
CHOKING HAZARD - Small parts.  
Not for Children under 3 years.


**STAR WARRIOR**  
TARGET SHOOTING, HIGH ACCURACY!







36  
COINS



Install 4XAA batteries or use the USB line.



Drop the game coin into the coin slot.



if you want to stop the game , you can press the coin button to get back the coins .



control button  
( To check the instructions to learn the play rules )



the LED light will rotate counterclockwise.



If all the coins used up , you can use another coin with key shape and other color to take the coins out , and then you can play the game again





 **X12**



switch :  
voiced /off/unvoiced



score button



score indicator light



Mounting bracket



Drop the game coin  
into the coin slot.  
switch of pull rod



Indicator Light



Install 4XAA batteries or  
use the USB line.



the score record  
4 Led display



Withdrawal

EDUCATIONAL  
INTERACTION

# VENDING MACHING

MINI MACHINE SERIES

AGES  
3+

THE KID CAN USE THE GAME  
COINS TO BUY THE DRINK





OR



PUT THE RAW POPCORN ON THE NOTCH WITH BLACK SAUCE TO COOK



ROTATE THE HANDLE TO MAKE POPCORN



POPCORN BOUNCES ON THE BOTTOM



THE BOX HAS SPECIAL SOUND WHEN YOU PUT IN COINS



THE BOX HAS SPECIAL SOUND WHEN YOU SWIPE YOUR CARD



MOVE THE BUTTON TO THE LEFT TO OPEN THE WINDOW AND GET THE DRINK



PUT THE RAW POPCORN ON THE NOTCH WITH BLACK SAUCE TO COOK



ROTATE THE HANDLE TO MAKE POPCORN



POPCORN BOUNCES ON THE BOTTOM



OR






INPUT PASSWORD



ROTARY SWITCH



THE DOOR CAN BE OPENED OR CLOSED



NAIL ART PRODUCTS




THE CABINET CAN BE PULLED OUT




X16



X16



X16



X16



OR



PUT IN THE WHITE CARD



USE THE SAME CRYSTAL AND PUT IT ON THE ADHESIVE



TEAR OFF THE MIDDLE CIRCLE OF THE DOUBLE-SIDED ADHESIVE TAPE




CUTE CARD PATTERN DOWN



PUT IT IN THE STICKER MACHINE



PRESS THE TRANSPARENT COVER AND MAKE IT



HOLD THE MICROPHONE  
CLOSE TO YOUR MOUTH  
AND SING



LEFT AND RIGHT SIDES OF  
THE 5 RED LIGHTS WILL BEAT  
WITH THE MUSIC RHYTHM,  
THE MIDDLE COLORFUL LIGHTS WILL  
BE A VARIETY OF COLORS FLASHING



MP3/MICROPHONE JACK



THERE WILL BE A SCORE  
AFTER THE SONG,160-960



PUT IN COIN,  
START SINGING