









<div>  </div> <div>  </div> <div> <h3>Charging Hub with Monitor Manual</h3> </div> <div> <p>带屏充电管家说明书</p> </div>	<div> <h4>产品简介</h4> <p>本产品适用于Mini 3 系列/Mini 4 Pro/Mini 4K 智能飞行电池和长续航智能飞行电池,带有自动检测功能,优先对高电量电池充电。带屏充电管家可查看充电电压、电流、电量及电池充电时温度。</p> </div> <div> <h4>产品特点</h4> <ol style="list-style-type: none"> 1.可以查看电池电量; 2.体积小巧; 3.可以依次给3个电池充电; 4.自动检测,优先对高电量的电池充电; 5.带屏充电管家屏幕会显示电压、电流、电量、及电池充电时温度; 6.满电/储存双模式; </div> <div> <h4>使用说明</h4> <p>把电池装进管家,管家接电后即可充电(优先对高电量的电池充电)</p> <ol style="list-style-type: none"> 1.充电时间:单个电池容量2453mAh 45分钟 2.充电时间:单个电池容量3850mAh 65分钟 </div>	<ol style="list-style-type: none"> 3.同时放入3个电池容量2453mAh充电时间 3X45=135分钟 4.同时放入3个电池容量3850mAh充电时间 3X65=195分钟 5.把电池接入充电管家,按下功能按钮即可查看电池电量,无需接线; 6.将电池放入充电管家,即可检查电池电量;长按电源键即可切换满电模式/储电模式,满电模式可充至100%,储电模式当电池电量低于 60% 的电池将充电至 60%。当电池准备长期储存时,需要将电量保持在 65% 左右。满电或电量过低长时间存储会导致电池损坏; <div> <h4>产品参数</h4> <p>产品型号:ST-1129441 产品材质:ABS 产品颜色:灰色 产品重量:109g 包装重量:195g 产品尺寸:151*56*33mm</p> </div>	<p>包装尺寸:210*40*210mm 充电环境温度:7°C-40 °C 推荐使用充电器:DJI 30W USB-C充电器或其他支持USB PD快充协议的充电器 输入电压:5V/9V/12V/20V 3A 支持PD快充(Max) 输出电压:8.5V,4.0A(Max) 适用机型:Mini 4 Pro(标准/长续航)、Mini 3 Pro(标准/长续航)、Mini 3(标准/长续航)、Mini 4K(标准/长续航)</p> <div> <h4>产品清单</h4> <ol style="list-style-type: none"> 1.带屏充电管家*1 2.充电线(USB-A TO USB-C)*1 3.充电线(USB-C TO USB-C)*1 </div> <div>  </div> <div> <h4>安全使用注意事项</h4> <ol style="list-style-type: none"> 1.充电时请将充电管家平稳放置,并不要用其他 </div>	<p>物品覆盖,以保证充电管家的正常散热:</p> <ol style="list-style-type: none"> 2.禁止对表面破损的电池进行充电,以免发生电池短路,导致火灾; 3.本产品仅限室内使用,请勿暴露于雨中或雪中; 4.请勿私自分解或组装充电管家; <div> <h4>免责声明</h4> <p>感谢您购买STARTRC 带屏充电管家,在使用该产品之前,请仔细阅读本声明,一旦使用,即被视为对本声明全部内容的认可和接受。请严格按本说明书使用该产品,并务必重视注意事项.因用户不当使用造成的任何损失,我司将不承担任何责任。损失,我司将不承担任何责任。</p> </div> <div>  </div>
--	--	---	--	--

<div>  </div> <div>  </div> <div> <h3>Charging Hub with Monitor Manual</h3> </div>	<div> <h4>Product Introduction</h4> <p>This product is compatible with the Mini 3 series / Mini 4 Pro / Mini 4K battery,including the intelligent flight batteries and long-term intelligent flight batteries.with automatic detection function,prioritizing the charging of high battery batteries.The on-screen charging manager can view the charging voltage, current, battery level, and temperature during battery charging.</p> </div> <div> <h4>Product Feature</h4> <ol style="list-style-type: none"> 1.The battery level could be checked 2. Compact size 3. Can charge three batteries in sequence; 4. Automatic detection, prioritizing charging of high battery capacity; 5. Can display voltage, current, battery level, and temperature during battery charging 6. Full Charge/Storage Dual Mode </div> <div> <h4>How to Use</h4> <p>Install the battery into the charging hub, and it works after connecting it (Prioritize charging batteries with high remaining power)</p> </div>	<ol style="list-style-type: none"> 1. Charging time: single battery with capacity of 2453mAh-- 45 minutes 2. Charging time: single battery with capacity of 3850mAh-- 65 minutes 3. Simultaneously insert 3 batteries with a capacity of 2453mAh--3X45=135 minutes 4. Simultaneously insert 3 batteries with a capacity of 3850mAh--3X65=195 minutes 5. Insert the battery into the charging manager and press the function button to check the battery level, without the need for wiring 6. Placing the battery into the charging manager allows you to check the battery level. Press and hold the power button to switch between Full Charge mode and Storage mode. In Full Charge mode, the battery can be charged up to 100%, while in Storage mode, the battery will be charged to 60% when its level falls below 60%. When preparing to store the battery for an extended period, it is recommended to maintain the battery level at around 65%. Storing the battery at full charge or with a low charge for an extended period can lead to battery damage <div> <h4>Product Parameter</h4> <p>Model Number: ST-1129441 Material: ABS</p> </div>	<p>Color: Gray Net Weight: 109g Gross Weight:195g Product Size: 151 * 56 * 33mm Packaging Size:210*40*210mm Operating Temperature Range: 7°C-40 °C Recommended Charger: DJI 30W USB-C charger or other charger that supports USB PD fast charging protocol</p> <p>Input Voltage: 5V/9V/12V/20V 3A, supporting PD fast charging (Max) Output Voltage: 8.5V, 4.0A (Max) Compatibility: Mini 4 Pro, Mini 3 Pro, Mini 3, Mini 4K</p> <div> <h4>Product List</h4> <ol style="list-style-type: none"> 1. Charging hub with monitor * 1 2. charging cables (USB-A to USB-C) * 1 3. charging cables (USB-C to USB-C) * 1 </div> <div>  </div>	<div> <h4>Cautions</h4> <ol style="list-style-type: none"> 1. When charging, please place the charging hub smoothly and do not cover it with other items to ensure the normal heat dissipation of the charging manager; 2. It is prohibited to charge batteries with surface damage to avoid battery short circuits and fire hazards; 3. This product is only for indoor use and should not be exposed to rain or snow; 4. Do not disassemble or assemble the charging manager without permission; </div> <div> <h4>Disclaimer</h4> <p>Thank you for purchasing the STARTRC Charging hub with monitor.Please read this statement carefully before using it. And Once used, it shall be deemed as the approval and acceptance of all contents of this statement. Please use the product in strict accordance with this instruction and be sure to pay attention to the cautions. We company will not be responsible for any loss caused by improper use of the user.</p> </div> <div>  </div>
--	---	--	---	---