



WIRELESS HEADSET

BTH012
USER'S MANUAL



TECHNICAL SUPPORT

Having technical problems with this product?

Send an email to
service@meetion.com

For more information please visit:
www.meetion.com


BTH012 QUICK INSTRUCTIONS

KEY INTRODUCTION



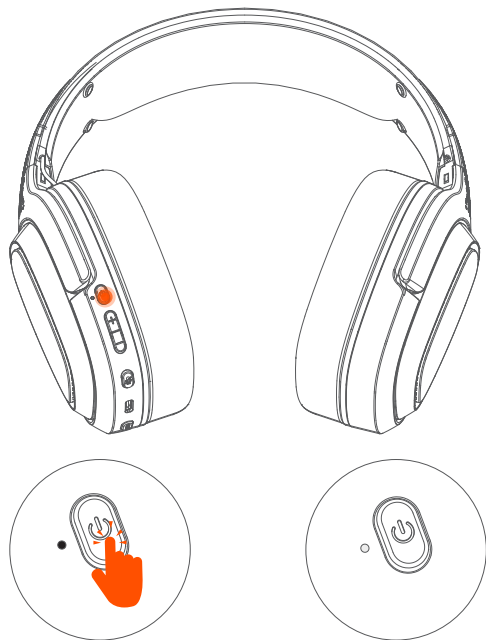
- 1** Power ON/OFF: Press and hold for 3 seconds
In music playback mode: single press play/pause;
In incoming status: single press answer/end, double-click reject
- 2** Volume increase button: Press and hold the volume increase button for 3 seconds to go back to the previous track
- 3** Volume decrease button: Press and hold the volume decrease button for 3 seconds to move on to the next track
- 4** Microphone switch: on/off
- 5** Type-C interface: charging and wired interfaces
- 6** Mode switching: Single press to switch between 2.4G mode and Bluetooth mode

WARRANTY CARD

Model No. 型号		
Date of Sale 购买日期		
Seller 销售商		
Serial Number 序列号		
Address of the Seller 销售商地址:	_____	
Phone of the Seller 销售商电话	_____	
Seller Signature & Stamp 销售商签字盖章		
To be Filled in by Service Center 以下由服务中心填写		
Date of Receipt 收货日期 _____	Date of Receipt 收货日期 _____	Date of Receipt 收货日期 _____
Date of Return 返回日期 _____	Date of Return 返回日期 _____	Date of Return 返回日期 _____
Special Marks 特殊记录 _____	Special Marks 特殊记录 _____	Special Marks 特殊记录 _____

BTH012
2.4G MODE CONNECTION

Step 1



Long press the power button, the headphones will turn on, and a flashing white light indicates that the current mode is 2.4G.

BTH012
CHARGE INDICATION (WIRELESS HEADSET):

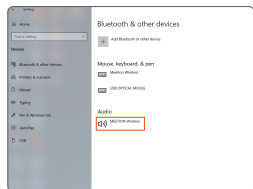
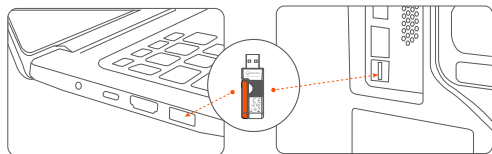


This blue light is always on , battery is fully charged

 Note: The charging voltage should not exceed 5V, otherwise the product circuit will be damaged.

BTH012 2.4G MODE CONNECTION

Step 2



Insert a 2.4G receiver, and the long white light indicates that it is connected.

BTH012 CHARGE INDICATION (WIRELESS HEADSET):



This red light is always on, the battery is charging

 Note: The charging voltage should not exceed 5V, otherwise the product circuit will be damaged.

BTH012 TECHNICAL SPECIFICATION

Name	WIRELESS HEADSET
Speaker	Φ50mm
Sensitivity	118±1.5dB
Impedance	32Ω±15%
Frequency response	20-20KHz
Microphone	Pluggable microphone
Mic Sensitivity	-38±3dB
Interface	Type-C
Dimensions	210*90*201mm
Weight	310±5g
Battery capacity	1200mAh
Charging time	3-4hours

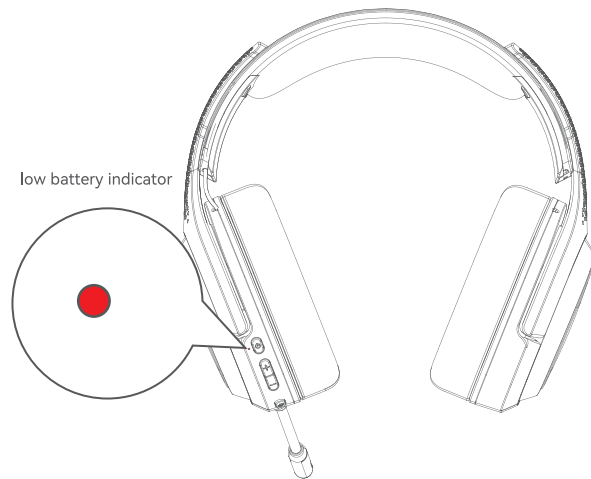
COMPATIBILITY

Applicable system:
Windows/Mac OS/IOS/Android/PS4/PS5/Switch

GENERAL

The product is made in accordance with FCC standard.
The safe product, conforming to the US and EU requirements.
The product is made in accordance with RoHS standard.

BTH012 CHARGE INDICATION (WIRELESS HEADSET):



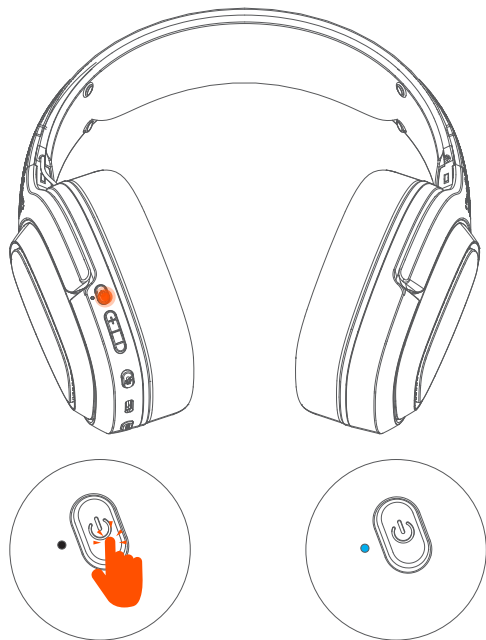
This red light is blinking, the battery is low



Note: The charging voltage should not exceed 5V, otherwise the product circuit will be damaged.

BTH012 BLUETOOTH MODE CONNECTION

Step 1



Long press the power button to turn on the headphones,
press the mode switch button,
and the blue light flashes to indicate that it is currently in Bluetooth mode.

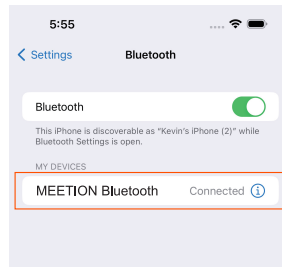
BTH012 BLUETOOTH MODE CONNECTION

Step 2



1

Turn on your phone's Bluetooth,
find MEETION Bluetooth



2

Click pairing, When the headset sounds,
the pairing is successfully

BTH012说明书-骑马钉装订

材质：100g书纸

印刷：四色印刷

成品尺寸：90×120mm