

**WIRELESS HEADSET**

**BTH011**

**USER'S MANUAL**



## **TECHNICAL SUPPORT**

Having technical problems with this product?

Send an email to  
[service@meetion.com](mailto:service@meetion.com)

For more information please visit:  
[www.meetion.com](http://www.meetion.com)


## BTH011 QUICK INSTRUCTIONS

## KEY INTRODUCTION



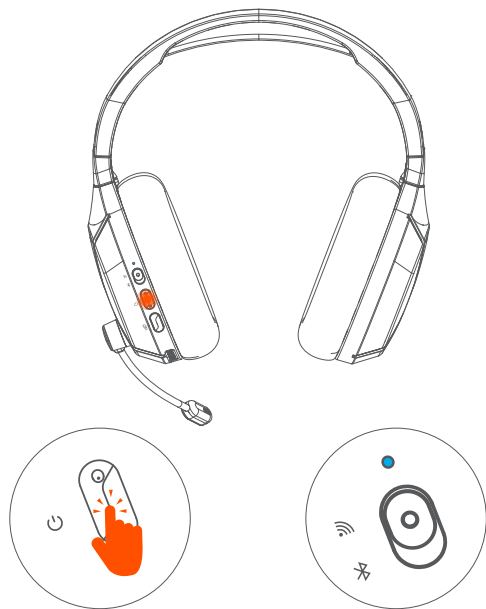
- 1 Mode switching: Move up to 2.4G mode, and move down to Bluetooth mode
- 2 Power ON/OFF: Press and hold for 2 seconds  
In music playback mode: single press play/pause;  
In incoming status: single click answer, double click hang up/reject
- 3 Microphone switch: on/off
- 4 Volume controller: Rotate in the "+" direction to increase volume;  
Rotate in the "-" direction to decrease volume
- 5 Type-C interface: charging and wired interfaces

## WARRANTY CARD

Model No. 型号		
Date of Sale 购买日期		
Seller 销售商		
Serial Number 序列号		
Address of the Seller 销售商地址:	_____	
Phone of the Seller 销售商电话:	_____	
Seller Signature & Stamp 销售商签字盖章		
To be Filled in by Service Center 以下由服务中心填写		
Date of Receipt 收货日期 _____	Date of Receipt 收货日期 _____	Date of Receipt 收货日期 _____
Date of Return 返回日期 _____	Date of Return 返回日期 _____	Date of Return 返回日期 _____
Special Marks 特殊记录 _____	Special Marks 特殊记录 _____	Special Marks 特殊记录 _____

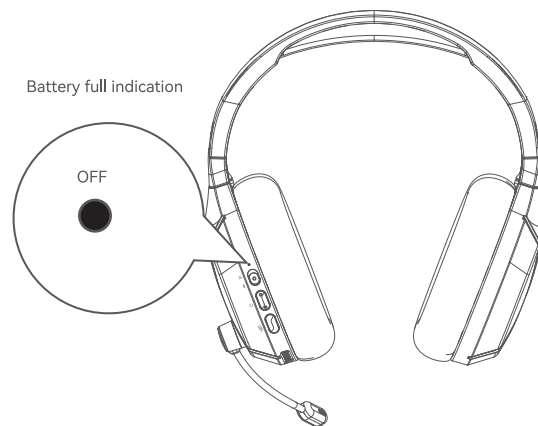
BTH011  
2.4G MODE CONNECTION

Step 1



Long press the power button, turn on the headphones, switch to 2.4G mode, and the blue light will flash.

BTH011  
CHARGE INDICATION (WIRELESS HEADSET):


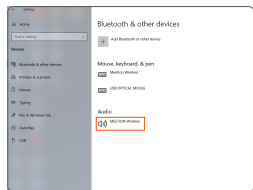
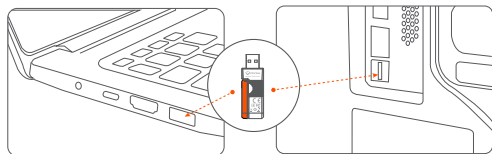


Red light is off, battery is fully charged

 Note: The charging voltage should not exceed 5V, otherwise the product circuit will be damaged.

## BTH011 2.4G MODE CONNECTION

Step 2




Insert a 2.4G receiver, and the long blue light indicates that it is connected.

## BTH011 CHARGE INDICATION (WIRELESS HEADSET):



This red light is always on, the battery is charging

 Note: The charging voltage should not exceed 5V, otherwise the product circuit will be damaged.

## BTH011 TECHNICAL SPECIFICATION

Name	WIRELESS HEADSET
Speaker	Φ50mm
Sensitivity	122±3dB
Impedance	20Ω±15%
Frequency response	20-20KHz
Microphone	Omni-directional
Mic Sensitivity	-36±3dB
Interface	Type-C
Dimensions	195*89*202mm
Weight	230±10g
Battery capacity	800mAh
Charging time	2-3 hours

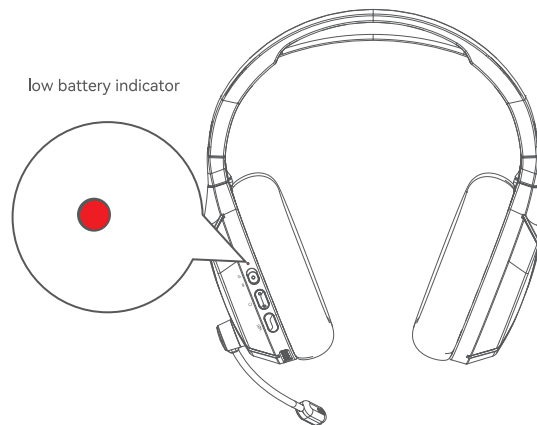
## COMPATIBILITY

Applicable system:  
Windows/Mac OS/IOS/Android/PS4/PS5/Switch

## GENERAL

The product is made in accordance with FCC standard.  
The safe product, conforming to the US and EU requirements.  
The product is made in accordance with RoHS standard.

## BTH011 CHARGE INDICATION (WIRELESS HEADSET):



This red light is blinking, the battery is low



Note: The charging voltage should not exceed 5V, otherwise the product circuit will be damaged.

## BTH011 BLUETOOTH MODE CONNECTION

Step 1



Long press the power button, turn on the headphones, switch to Bluetooth mode, blue light flashes.

## BTH011 BLUETOOTH MODE CONNECTION

Step 2



1

Turn on your phone's Bluetooth,  
find MEETION Bluetooth



2

Click pairing, When the headset sounds,  
the pairing is successfully

BTH011说明书-骑马钉装订

材质：100g书纸

印刷：四色印刷

成品尺寸：90×120mm