



TECHNICAL SUPPORT

Having technical problems with this product?

Send an email to
service@meetion.com

For more information please visit:
www.meetion.com

MK12 USER'S MANUAL

Mechanical Keyboard

CONGRATULATIONS ON THE PURCHASE OF MEETION PRODUCTS!

Please read this user's manual before using the unit and retain this user's manual in safe place for future reference.

COPYRIGHT

©2020. MEETION TECH CO., LTD. Version 1.0(V 1.0). This Manual and information contained in it are copyrighted. All rights reserved.


TRADEMARKS

All trademarks are the property of their legal holders

SPECIAL FEATURES

- Supports three connection methods: 2.4G+wired+Bluetooth
- Compatible with multiple systems such as Win/Android/Mac OS
- RGB color backlight with adjustable brightness
- Hot swappable mechanical shaft
- The keycaps feature a Cherry-like profile
- Quickly trigger linear axis
- 65% mechanical keyboard configuration
- Wire length 1.8m

WARRANTY CARD

Model No. 型号		
Date of Sale 购买日期		
Seller 销售商		
Serial Number 序列号		
Address of the Seller 销售商地址		
Phone of the Seller 销售商电话		
Seller Signature & Stamp 销售商签字盖章		
		
To be Filled in by Service Center 以下由服务中心填写		
Date of Receipt 收货日期	Date of Receipt 收货日期	Date of Receipt 收货日期
Date of Return 返回日期	Date of Return 返回日期	Date of Return 返回日期
Special Marks 特殊记录	Special Marks 特殊记录	Special Marks 特殊记录

BACKLIGHTING

Short press the combination key "Fn+I/O/P" to switch to other devices

*The switching process may be delayed due to frequent switching or too fast switching speed. Please be patient or switch again at this time

CHARGING AND POWER-SAVING

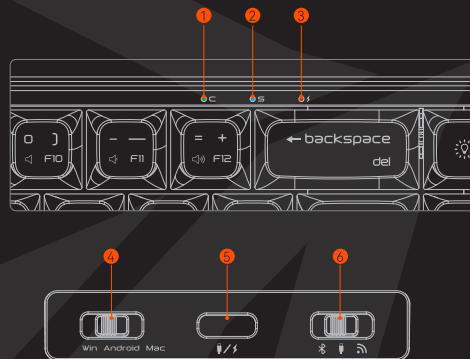
Please use the included cable for charging, with a maximum voltage support of 5V.

To increase keyboard usage time, the default sleep time for keyboard backlight is 3 minutes, which can be modified by the driver.

TECHNICAL SPECIFICATION

Model	MK12
Colour	Black/White
Number of keys	68/69
Connect	2.4G+wired+Bluetooth
Size	320*116.5*40mm
Battery capacity	2000mAh
Charging interface	Type-C
Charging time	4H
Driver address	www.meetion.com/cloudriver

MK12 KEYBOARD OVERVIEW

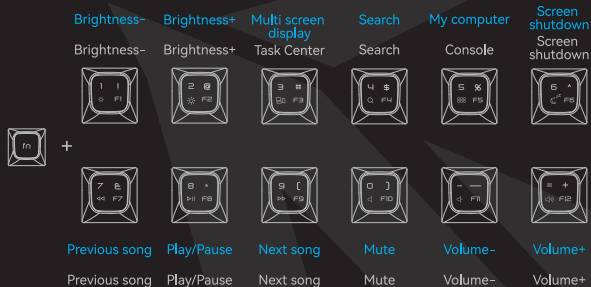


- 1 CapsLock indicator light:
The green light remains on when locked
- 2 Scroll Lock indicator light:
The green light remains on when locked
- 3 Charging indicator light:
The green light breathes during charging, stays on for a long time when fully charged, and flashes quickly when the battery level is low
- 4 Windows/Android/Mac OS system switch
- 5 Charging port
- 6 2.4G/wired/Bluetooth mode switching switch

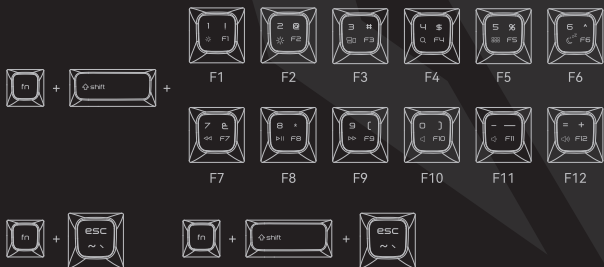
MK12 MULTIMEDIA AND KEY COMBINATION FUNCTIONS

Win/Android:

Mac/iOS:




TIP: WINDOWS/ANDROID/MAC OS SYSTEM MULTIMEDIA FUNCTIONS ALL NEED TO USE FN COMBINATION



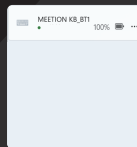
MK12 BLUETOOTH MODE



1. Move the keyboard "mode switch" to the Bluetooth position



2. Long press Fn+I for three seconds to activate Bluetooth pairing (Bluetooth indicator flashes for 1 minute)



3. Search for the device name "MEETION_KB_BT1" on your device and connect it (after successful pairing, the Bluetooth indicator light will turn off and the keyboard backlight will light up)

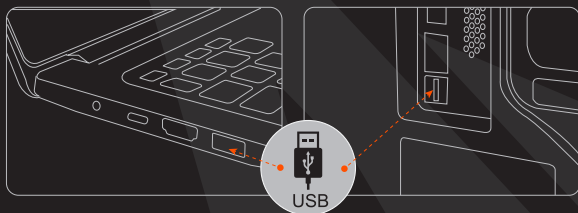
Note: This keyboard supports pairing up to 3 devices in sequence using the combination keys "Fn+I/O/P"

*Due to various Bluetooth versions and other reasons, there may be slow or failed connections during the initial connection. Please be patient and check if the device settings are correct

MK12 WIRED MODE



1. Move the keyboard "mode switch" to the wired position

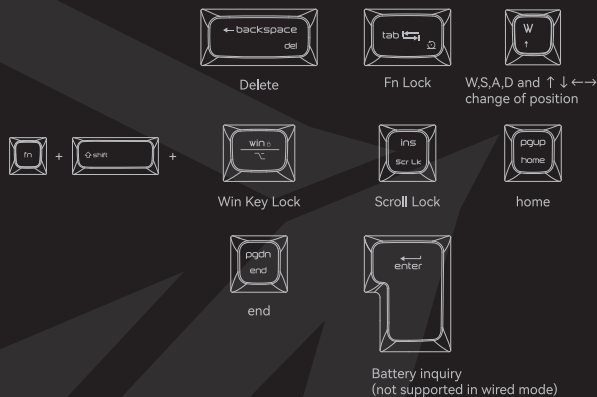


2. Use the provided USB to Type-C cable to connect to the computer



3. The keyboard backlight will be turned on

***In wired mode, the keyboard will not automatically enter power-saving mode**



BACKLIGHTING



Press to switch between 18 backlight modes, and combine Fn to quickly turn off/on backlight



Combination Fn+↑/↓, adjustable keyboard backlight brightness, with a total of 8 adjustable levels



Combination Fn+←/→, adjustable keyboard backlight flow speed, with a total of 8 adjustable levels



Combination Fn+⌂, adjustable keyboard backlight color

MK12 GAME MODE



gaming mode 1(FPS) A, S, D, W,
← ↑ → ↓ Esc (Illuminated)



gaming mode 2(LOL) Q, W, E, R, D, G,
F, B, V, A, S, Ctrl, Alt, Tab,Space,
1-6, Esc (Illuminated)



gaming mode 3(COD) Q, W, E, R, T,
A, S, D, F, G, C, V, 1-7, Ctrl,
Shift (Illuminated)



gaming mode 4(Car race) A, S, D, W, R,
← ↑ → ↓,Ctrl, Shift, Alt (Illuminated)

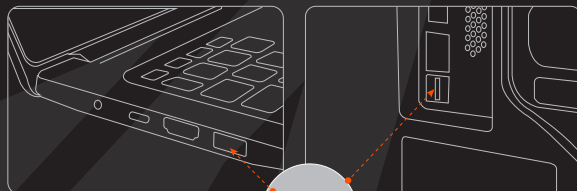


gaming mode 5(NBA)W, E, R, A, S, F,
Z, C, V, X, 1-4, ← ↑ → ↓ (Illuminated)

MK12 2.4G MODE



1. Move the keyboard "mode switch" to the 2.4G position



2. Plug in the 2.4G receiver



3. When the keyboard backlight is on, it indicates that it is connected

MK12说明书-骑马钉装订

材质：100g书纸

印刷：四色印刷

成品尺寸：90×120mm