

TECHNICAL SUPPORT

Having technical problems with this product?

Send an email to
service@meetion.com

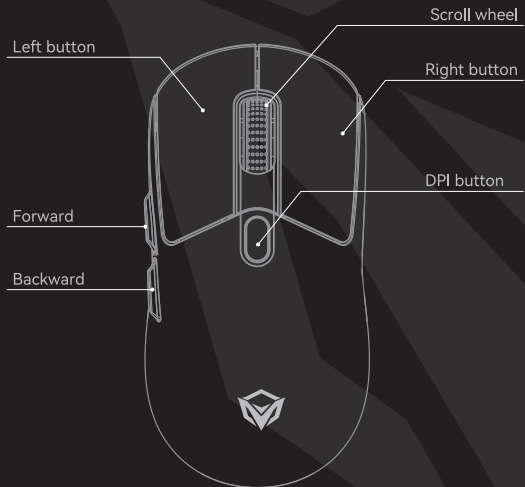
For more information please visit:
www.meetion.com

GW38

USER'S MANUAL

Wireless Gaming Mouse

GW38 BUTTONS DESCRIPTION



WARRANTY CARD

Model No. 型号		
Date of Sale 购买日期		
Seller 销售商		
Serial Number 序列号		
Address of the Seller 销售商地址		
Phone of the Seller 销售商电话		
Seller Signature & Stamp 销售商签字盖章	Stamp	
To be Filled in by Service Center 以下由服务中心填写		
Date of Receipt 收货日期	Date of Receipt 收货日期	Date of Receipt 收货日期
Date of Return 返回日期	Date of Return 返回日期	Date of Return 返回日期
Special Marks 特殊记录	Special Marks 特殊记录	Special Marks 特殊记录

NOTE

- Technical specifications given in this table are supplemental information and cannot give occasion to claims.
- Technical specifications are subject to change without notice due to improvement of MEETION production.
- Technical support by Meetion Tech.



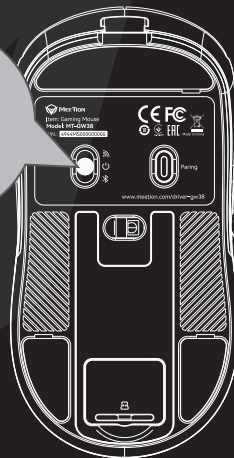
GENERAL

- The safe product, conforming to the US and EU requirements
- The product is made in accordance with RoHS standard. The product is made in accordance with FCC standard. The standard was issued in order to decrease the amount of the electronic and electrical waste emitted into the atmosphere.
- The WEEE symbol (the crossed-out wheeled bin) using indicates that this product is not home waste. You protect the environment when you recycle hazardous waste appropriately. In order to get detailed information about recycling this product, please contact your retailer or a local authority.

GW38

2.4G MODE: SWITCH TO 2.4G MODE AND INSERT THE 2.4G RECEIVER.

Switch to 2.4G mode



GW38 BLUETOOTH MODE CONNECTION

Step 1

Switch to Bluetooth mode



CONGRATULATIONS ON THE PURCHASE OF MEETION PRODUCTS!

Please read this user's manual before using the unit and retain this user's manual in a safe place for future reference.

COPYRIGHT

©2020. MEETION TECH CO., LTD. Version 1.0(V 1.0). This Manual and information contained in it are copyrighted. All rights reserved.

TRADEMARKS

All trademarks are the property of their legal holders

SPECIAL FEATURES

- Supports multiple connection methods: 2.4G+Bluetooth+wired
- Maximum 8000DPI adjustable
- Adjustable cool LED lights with 1600 colors
- 1ms ultra-low response delay
- Extra large battery capacity, can be used continuously for 30 hours
- Local drivers can set various mouse parameters

GW38 TECHNICAL SPECIFICATION

Color:	Black/White
Connection method:	2.4G+Bluetooth+wired
Backlight:	RGB Colorful
Resolution:	200~8000DPI
Buttons:	6Keys
Game Type:	FPS/MMORPG/MOBA/RTS
Polling Rate:	125~1000Hz/1ms
Interface:	Type-C
Dimension:	125*63.5*40.5mm
Weight:	82g
Battery capacity:	650mAh
Charging time:	2-3 hours
Software:	www.meetion.com/driver/GW38

GW38 BLUETOOTH MODE CONNECTION

Step 2

Switch to Bluetooth mode and hold the Bluetooth pairing button for more than 3 seconds.
The indicator light flashes quickly to start pairing.



GW38 BLUETOOTH MODE CONNECTION

Step 3

Add a device

Add a device

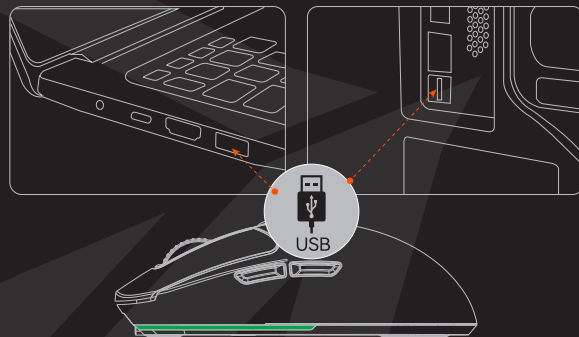
Make sure your device is turned on and discoverable. Select a device connect.

OnePlus 7TPro

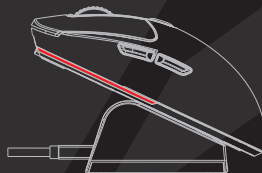
MEETION Bluetooth

Turn on Bluetooth on the PC and find the Bluetooth name "MEETION Bluetooth". Click on pairing, and the blue light stops flashing to indicate successful connection.

GW38 CHARGE



First plug one end of the included cable into the mouse and the other end into the computer, then the green light will breathe to indicate charging, and the mouse's connection mode will switch to wired mode. When the battery is fully charged, the green light will stay on.



When the red indicator light starts flashing, it means the mouse is low on power, please start charging immediately!

Another charging method is to first move the mouse to any wireless mode, then place the mouse on the magnetic charging base, and connect it to the PC with a cable.

⚠ Tip: The maximum charging voltage should not exceed 5V.

GW38说明书-骑马钉装订

材质：100g书纸

印刷：四色印刷

成品尺寸：90×120mm