

GK2201 High Bay Datasheet



Key Features

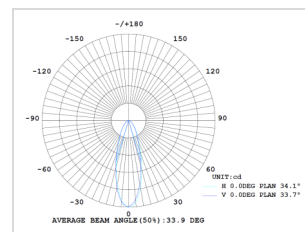
- ⇒ **Efficacy:** 140-160 lm/w
- ⇒ **LED Chip:** SMD2835
- ⇒ **SDCM:** <5
- ⇒ **Beam Angle:** 30° | 60° | 90° | 120° | Type II | Type III PC lens
- ⇒ **IP Rating:** IP65
- ⇒ **Controls (optional):** Microwave & Daylight | Infrared sensor
| 0-10V dimming | Zigbee
- ⇒ **Installation:** Eye Bolt | Bracket | Pole | Sliding-rope hoisting
- ⇒ **Certifications:** CE, RoHS
- ⇒ **Warranty:** 5 years

Application

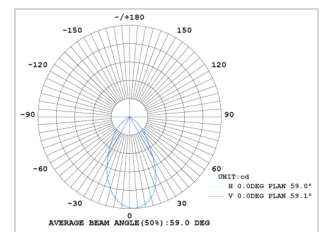
Warehouses, libraries, workshops, shopping malls, supermarkets, shops, restaurants, sports centers, cinemas, hospitals, clothing stores, bars and other indoor lighting places.

Photometry

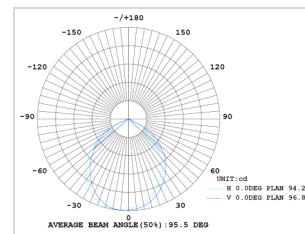
30° PC lens



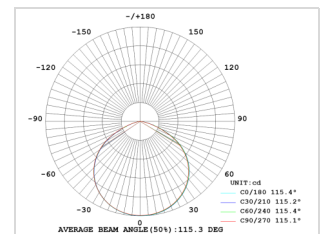
60° PC lens



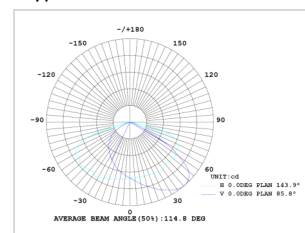
90° PC lens



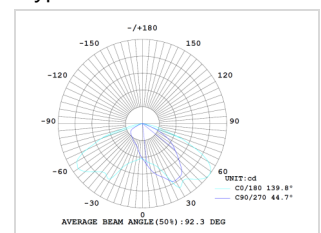
120° PC lens



Type II PC lens



Type III PC lens



GK2201 High Bay Datasheet













Product Data

Model No.	KML-GK2201-100	KML-GK2201-150	KML-GK2201-200	KML-GK2201-240
Power	100W	150W	200W	240W
Luminous Efficacy	140-160 lm/w			
CCT	3000K 4000K 5000K 5700K 6500K			
CRI	Ra≥70 (Ra≥80 optional)			
Input Voltage	120 to 277 VAC; 50Hz 60Hz			
Housing Color	Black Bronze			
Housing Material	Aluminum, PC, Glass			
Efficiency In	≥93%			
Power Factor	PF≥0.95			
Operating Temperature	-30°C to +40°C			
Operating Humidity	10% to 90% RH			
Design Lifespan	100,000 hours			
Warranty	5 years			

**Note: 1. The above parameters are all obtained at +25°C and there are errors within the allowable range of relevant standards.
2. This specification book is for reference only. We retains the right to optimize and modify without pre -notification!**

GK2201 High Bay Datasheet

Mounting & Accessories (optional)

	<p>Bracket</p> <p>Model No.: HB30-ZJD Steel; Black Bronze</p>		<p>Bracket</p> <p>Model No.: HB30-ZJX Steel; Black Bronze</p>
	<p>Eye Bolt (round driver)</p> <p>Model No.: M10 Steel; Silver</p>		<p>Sliding-rope Hoisting</p> <p>Model No.: GK2201-JD Steel; Black Bronze</p>
	<p>Eye Bolt (rectangular driver)</p> <p>Model No.: M10 Steel; Silver</p>		<p>Pendant Rod</p> <p>Model No.: UFO-DG Steel; Black Silver</p>
	<p>Pole (street light)</p> <p>Model No.: GK2201-LD Black Bronze Aluminum; Pole Size: Ø60mm.</p>		<p>Pole (garden light)</p> <p>Model No.: GK2201-TYD Black Bronze Aluminum; Pole Size: Ø60mm.</p>
	<p>Safety Rope</p> <p>Model No.: UFO-SR Stainless Steel; Silver</p>		<p>Remote Control</p> <p>Model No.: HD06R Plastic; white</p>
	<p>Microwave & Daylight Sensor</p> <p>Model No.: HD07VR-MH-1 PC; white black</p>		<p>Infrared Sensor</p> <p>Model No.: HD07VR-PH-1 PC; white</p>

GK2201 High Bay Datasheet

Packaging (Rectangle driver)

Model No.	PCS/CTN	N.W	G.W	Volumetric Weight	Carton Size and Volume	20GP(28m³)	40HC/HQ(68m³)
KML-GK2201-100	1	2.0 kg	2.4 kg	3.7 kg	L306xW306xH195 ≈ 0.018 m³	1,555 pcs	3,777 pcs
KML-GK2201-150	1	2.9 kg	3.6 kg	4.9 kg	L353xW353xH195 ≈ 0.024 m³	1,166 pcs	2,833 pcs
KML-GK2201-200	1	3.0 kg	3.7 kg	4.9 kg	L353xW353xH195 ≈ 0.024 m³	1,166 pcs	2,833 pcs
KML-GK2201-240	1	3.2 kg	3.9 kg	4.9 kg	L353xW353xH195 ≈ 0.024 m³	1,166 pcs	2,833 pcs

Remarks: The weight of the above products is for reference only, and the weight of different configuration products will be different.

Packaging (Round driver)

Model No.	PCS/CTN	N.W	G.W	Volumetric Weight	Carton Size and Volume	20GP(28m³)	40HC/HQ(68m³)
KML-GK2201-100	1	2.0 kg	2.4 kg	3.7 kg	L306xW306xH195 ≈ 0.018 m³	1,555 pcs	3,777 pcs
KML-GK2201-150	1	2.9 kg	3.6 kg	4.9 kg	L353xW353xH195 ≈ 0.024 m³	1,166 pcs	2,833 pcs
KML-GK2201-200	1	3.0 kg	3.7 kg	4.9 kg	L353xW353xH195 ≈ 0.024 m³	1,166 pcs	2,833 pcs
KML-GK2201-240	1	3.2 kg	3.9 kg	4.9 kg	L353xW353xH195 ≈ 0.024 m³	1,166 pcs	2,833 pcs

Remarks: The weight of the above products is for reference only, and the weight of different configuration products will be different.

Packaging (Bracket)

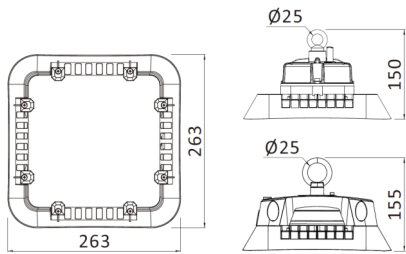
Model No.	PCS/CTN	N.W	G.W	Volumetric Weight	Carton Size and Volume	20GP(28m³)	40HC/HQ(68m³)
KML-GK2201-100	1	2.9 kg	3.3 kg	3.7 kg	L306xW306xH195 ≈ 0.018 m³	1,555 pcs	3,777 pcs
KML-GK2201-150	1	3.8 kg	4.5 kg	4.9 kg	L353xW353xH195 ≈ 0.024 m³	1,166 pcs	2,833 pcs
KML-GK2201-200	1	4.0 kg	4.7 kg	4.9 kg	L353xW353xH195 ≈ 0.024 m³	1,166 pcs	2,833 pcs
KML-GK2201-240	1	4.2 kg	4.9 kg	4.9 kg	L353xW353xH195 ≈ 0.024 m³	1,166 pcs	2,833 pcs

Remarks: The weight of the above products is for reference only, and the weight of different configuration products will be different.

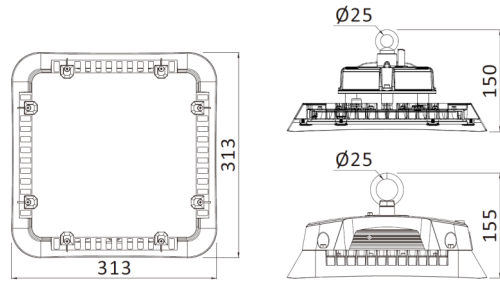
GK2201 High Bay Datasheet

Dimension (unit: mm)

Eye Bolt

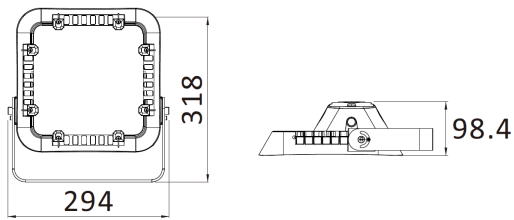


KML-GK2201-100

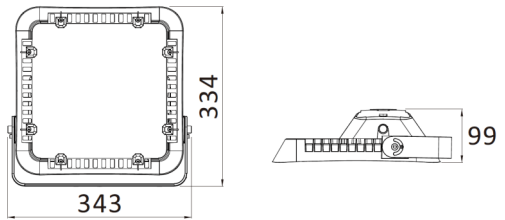


KML-GK2201-150 | KML-GK2201-200 | KML-GK2201-240

Bracket



KML-GK2201-100



KML-GK2201-150 | KML-GK2201-200 | KML-GK2201-240