

CLE Canopy Light Datasheet



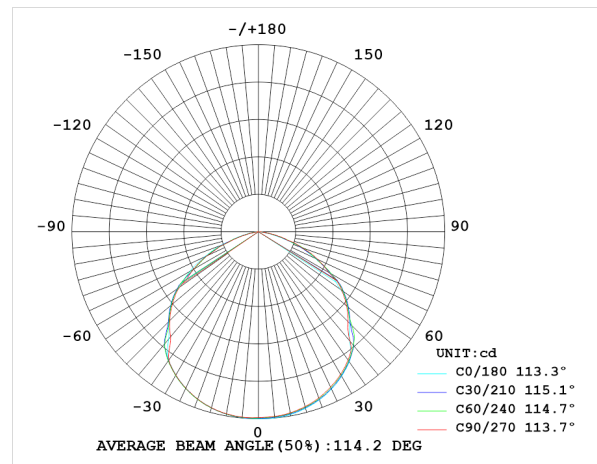
Key Features

- ⇒ **Efficacy:** Up to 130 lm/w
- ⇒ **LED Chip:** SMD3030
- ⇒ **SDCM:** <5
- ⇒ **Beam Angle:** 110° PC cover
- ⇒ **IP Rating:** IP65
- ⇒ **Installation:** Ceiling | Hook
- ⇒ **Warranty:** 5 years

Application

Applications include: gas stations, canopies; indoor lighting for various train station waiting halls, supermarkets, shopping malls, etc.

Photometry



CLE Canopy Light Datasheet

Product Data

Model No.	KML-CL040E	KML-CL060E	KML-CL080E	KML-CL100E	KML-CL120E
Power	40W	60W	80W	100W	120W
Lumen Output	5,200 lm	7,800 lm	10,400 lm	13,000 lm	15,600 lm
Luminous Efficacy	130 lm/w				
CCT	3000K 4000K 4500K 5000K 5700K 6500K				
CRI	Ra≥70 (Ra≥80 optional)				
Input Voltage	100-277 VAC				
Housing Color	Brown Black				
Material	Aluminum, PC				
Power Factor	PF≥0.90				
Efficiency In	≥90%				
Energy Efficiency Class	E				
Operating Temperature	-30°C to +50°C				
Operating Humidity	10% to 90% RH				
Installation	Ceiling Hook				
Design Lifespan	100,000 hours				
Warranty	5 years				

CLE Canopy Light Datasheet

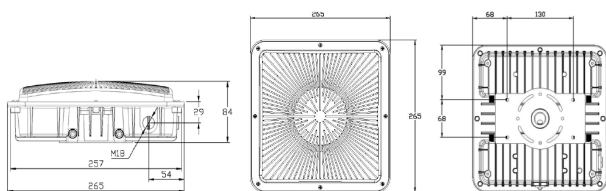
Packaging

Model No.	PCS/CTN	N.W	G.W	Volumetric Weight	Carton Size and Volume	20GP(28m³)	40HC/HQ(68m³)
KML-CL040E	1	2.7 KG	3.5 KG	2.2 KG	L300xW300xH120 mm $\approx 0.011 \text{ m}^3$	2,545 CTNS	6,181 CTNS
KML-CL060E	1	2.9 KG	3.7 KG	2.2 KG	L300xW300xH120 mm $\approx 0.011 \text{ m}^3$	2,545 CTNS	6,181 CTNS
KML-CL080E	1	3.1 KG	3.9 KG	2.2 KG	L300xW300xH120 mm $\approx 0.011 \text{ m}^3$	2,545 CTNS	6,181 CTNS
KML-CL100E	1	4.6 KG	5.8 KG	3.5 KG	L350xW350xH140 mm $\approx 0.017 \text{ m}^3$	1,647 CTNS	4,000 CTNS
KML-CL120E	1	4.8 KG	6.0 KG	3.5 KG	L350xW350xH140 mm $\approx 0.017 \text{ m}^3$	1,647 CTNS	4,000 CTNS

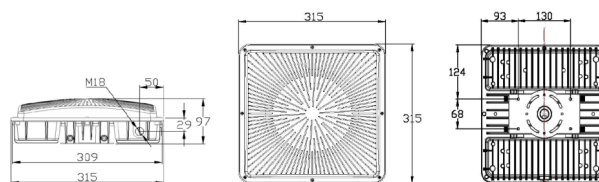
Remarks: The weight of the above products is for reference only, and the weight of different configuration products will be different.

Dimension (unit: mm)

Ceiling:



KML-CL040E/KML-CL060E/KML-CL080E



KML-CL100E/KML-CL120E

Packaging Image

