



An abstract background featuring a complex, symmetrical geometric pattern of thin blue lines. The pattern consists of multiple overlapping, slightly offset squares or rectangles that create a sense of depth and movement, resembling a stylized spiral or a series of concentric, distorted frames. The lines are a vibrant blue color against a dark blue background.

2 | 0 | 2 | 3

HITECDAD Outdoor Lighting

Since 1992

www.hitecdad.com

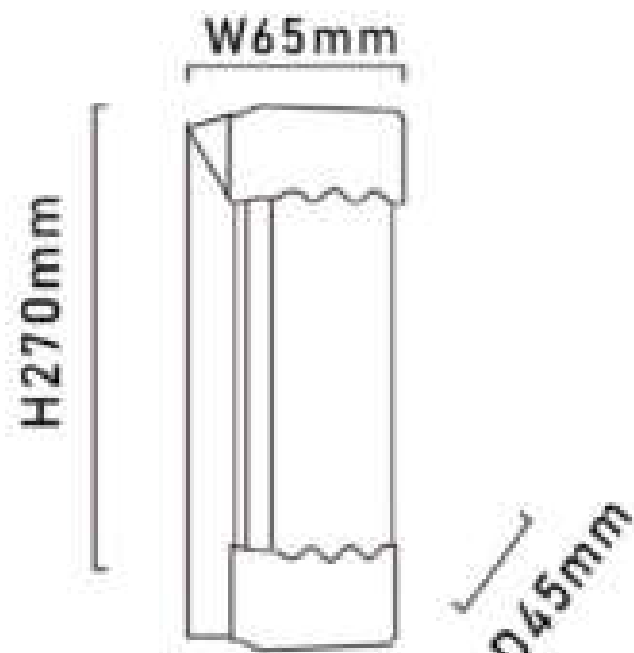
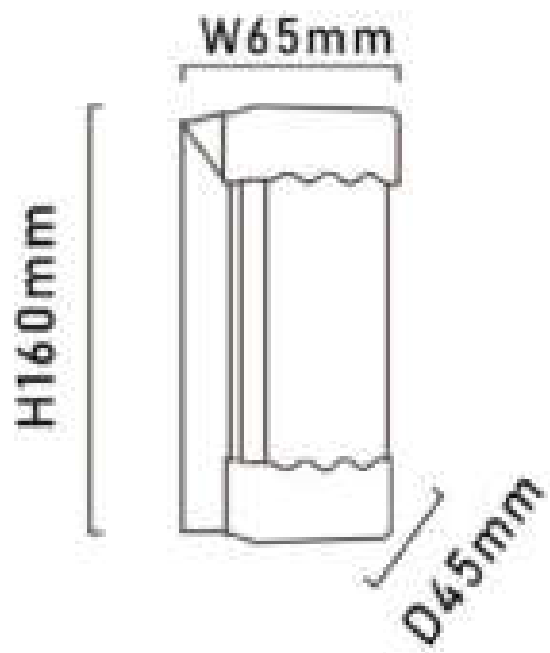
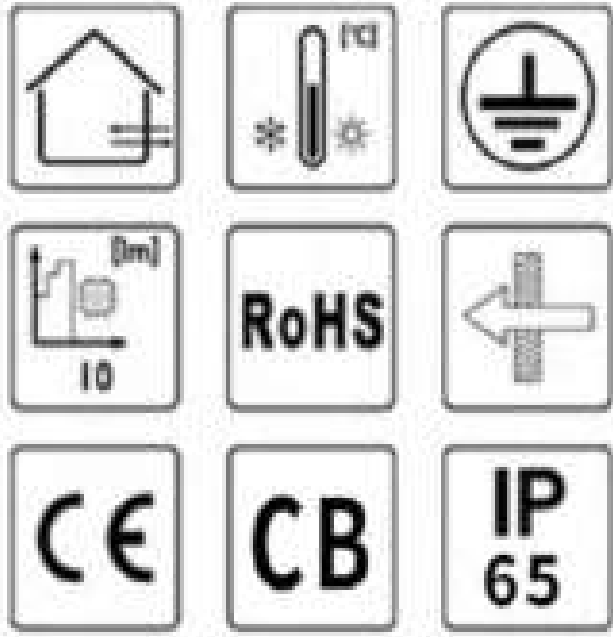


HITECDAD

30 YEARS LIGHTING EXPERT



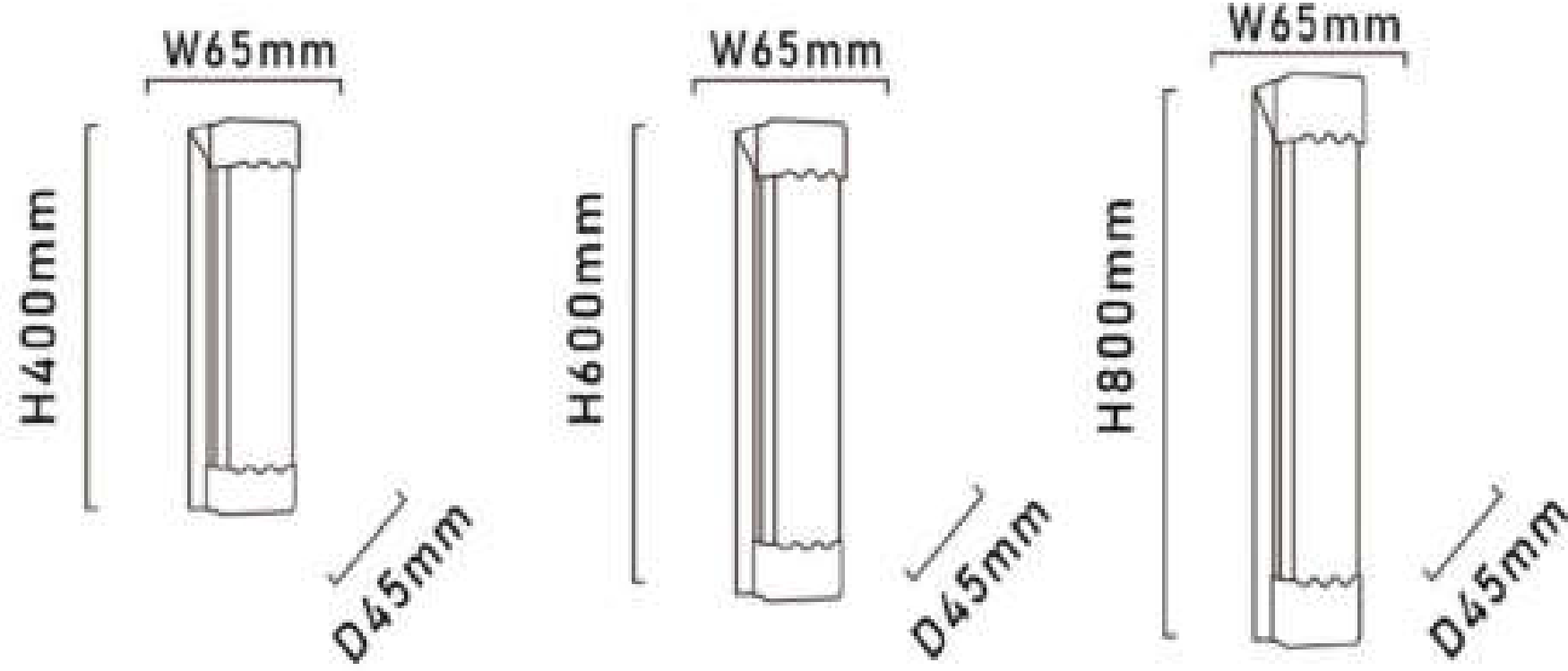

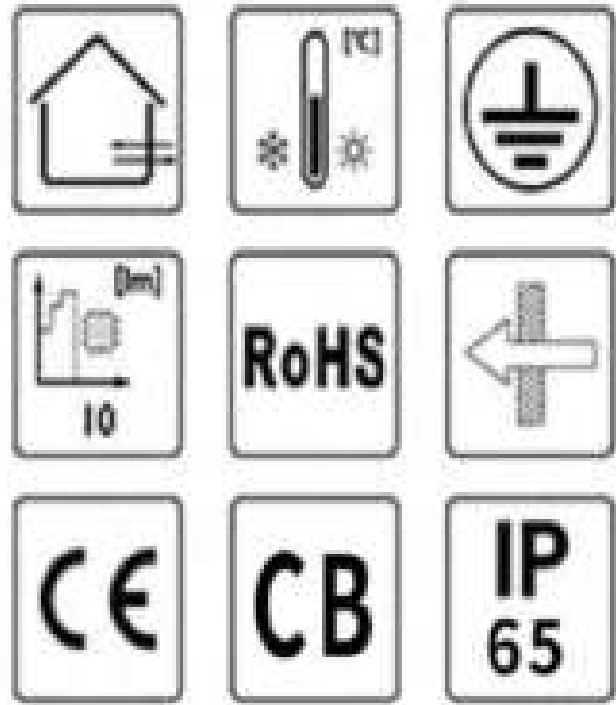
HTD-EL2938626/S



Wattage	Material	Body color	CCT	Chip	Voltage	Size	Ra	Lumen Effect	IP Rate
8W	Die-cast Aluminum	BK/WH	3000K/6000K	SMD	AC85-265V 50/60Hz	W65*D45*H160mm	> 80	110lm/W	IP65
12W	Die-cast Aluminum	BK/WH	3000K/6000K	SMD	AC85-265V 50/60Hz	W65*D45*H270mm	> 80	110lm/W	IP65



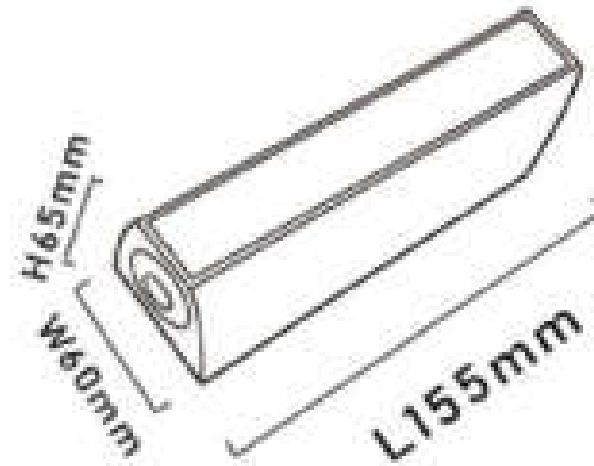

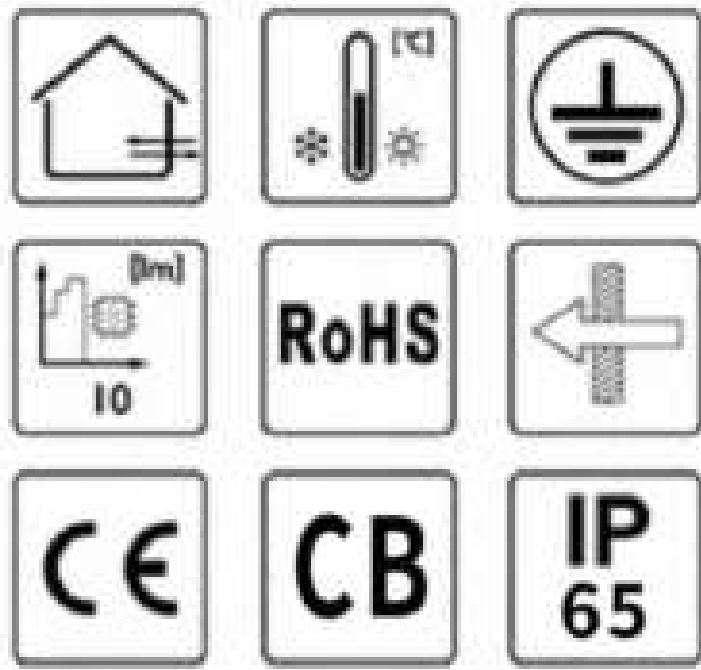
HTD-EL2938626



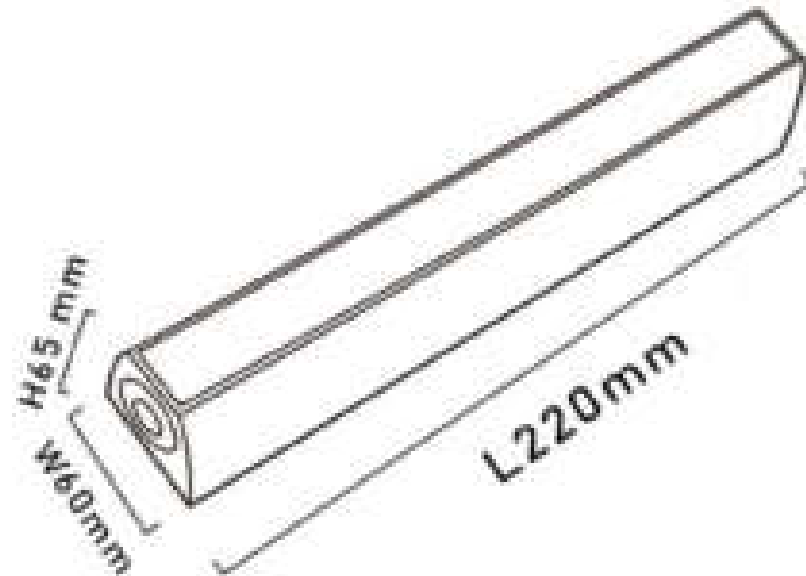
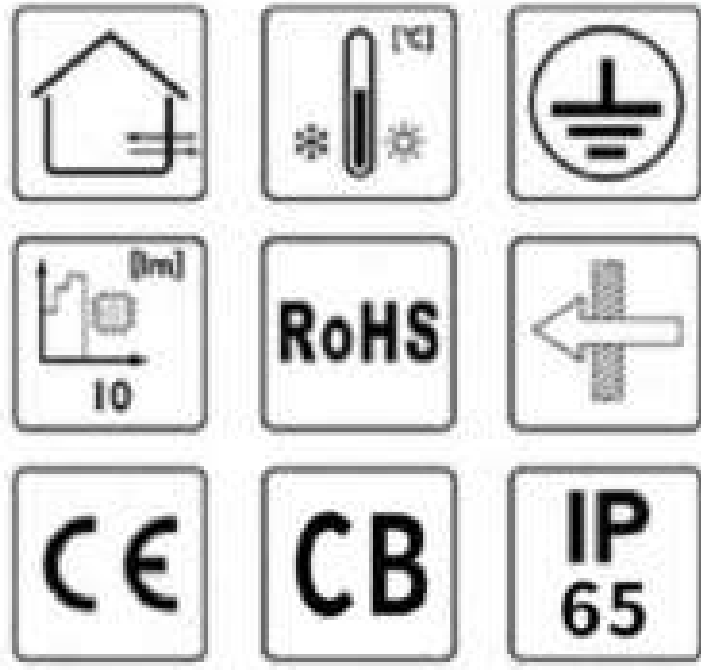
Wattage	Material	Body color	CCT	Chip	Voltage	Size	Ra	Lumen Effect	IP Rate
16W	Die-cast Aluminum	BK/WH	3000K/6000K	SMD	AC85-265V 50/60Hz	W65*D45*H400mm	> 80	110lm/W	IP65
20W	Die-cast Aluminum	BK/WH	3000K/6000K	SMD	AC85-265V 50/60Hz	W65*D45*H600mm	> 80	110lm/W	IP65
20W	Die-cast Aluminum	BK/WH	3000K/6000K	SMD	AC85-265V 50/60Hz	W65*D45*H800mm	> 80	110lm/W	IP65



HTD-EL2938153






HTD-EL2938153/A









Wattage	Material	Body color	CCT	Chip	Voltage	Size	Ra	Lumen Effect	IP Rate
2*3W+3W	Aluminum +Acrylic	BK/WH	3000K/6000K	SMD+COB	AC85-265V 50/60Hz	W60*L155*H45mm	> 80	110lm/W	IP65
2*5W+6W	Aluminum +Acrylic	BK/WH	3000K/6000K	SMD+COB	AC85-265V 50/60Hz	W200*L220*H45mm	> 80	110lm/W	IP65












HTD-EL293129







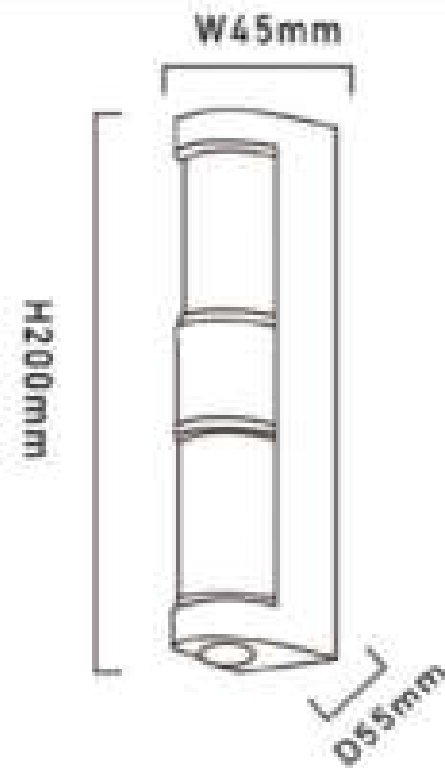

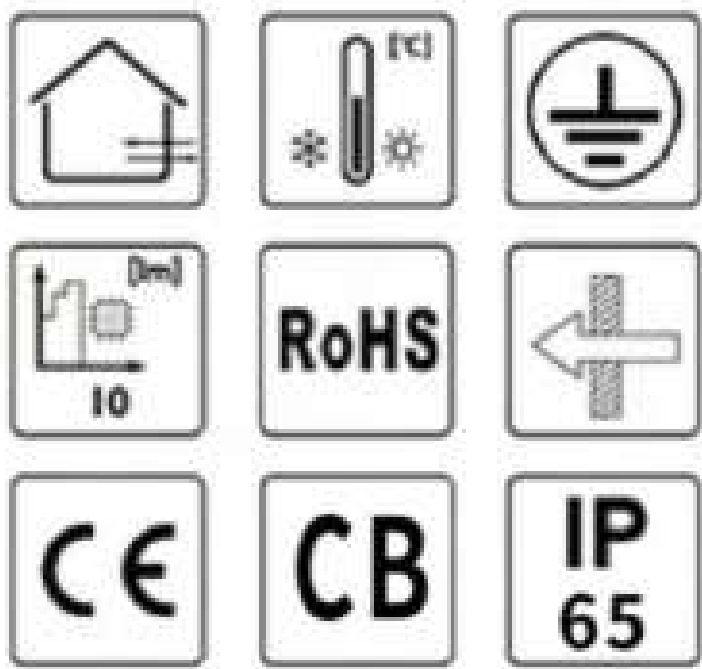




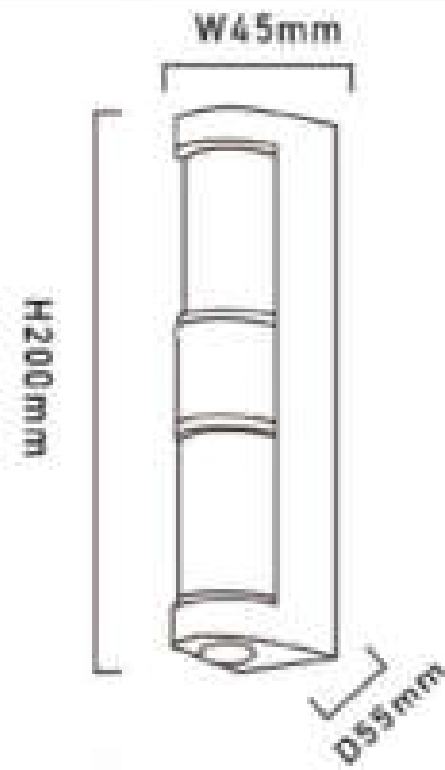
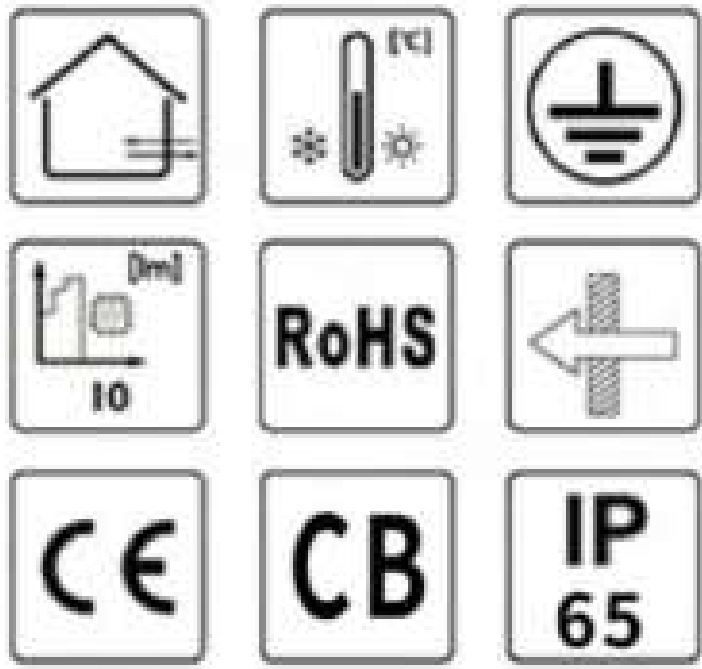
Wattage	Material	Body color	CCT	Chip	Voltage	Size	Ra	IP Rate
10W	Aluminum	BK/GY/WH	3000K/6000K	SMD	AC85-265V 50/60Hz	L300*W80*L40mm	> 80	IP65
14W	Aluminum	BK/GY/WH	3000K/6000K	SMD	AC85-265V 50/60Hz	L500*W80*L40mm	> 80	IP65
16W	Aluminum	BK/GY/WH	3000K/6000K	SMD	AC85-265V 50/60Hz	L600*W80*L40mm	> 80	IP65
18W	Aluminum	BK/GY/WH	3000K/6000K	SMD	AC85-265V 50/60Hz	L800*W80*L40mm	> 80	IP65
24W	Aluminum	BK/GY/WH	3000K/6000K	SMD	AC85-265V 50/60Hz	L1000*W80*L40mm	> 80	IP65
36W	Aluminum	BK/GY/WH	3000K/6000K	SMD	AC85-265V 50/60Hz	L1200*W80*L40mm	> 80	IP65
50W	Aluminum	BK/GY/WH	3000K/6000K	SMD	AC85-265V 50/60Hz	L1500*W80*L40mm	> 80	IP65
60W	Aluminum	BK/GY/WH	3000K/6000K	SMD	AC85-265V 50/60Hz	L2000*W80*L40mm	> 80	IP65



HTD-EL2938271F



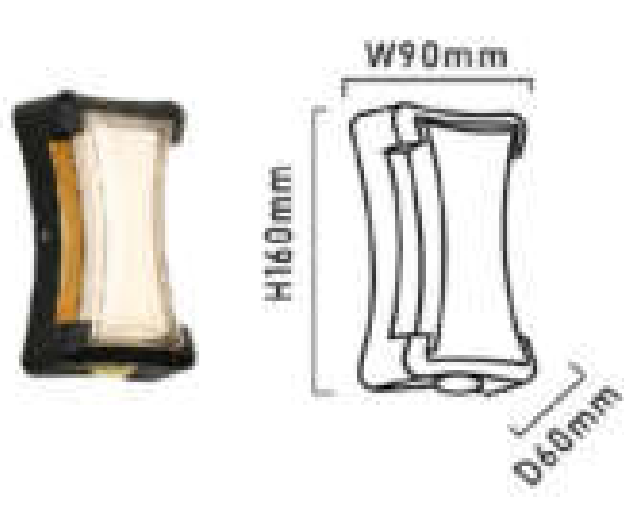
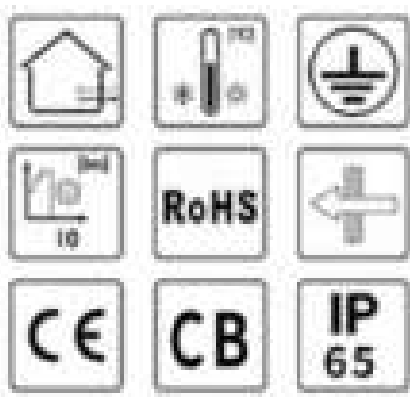
HTD-EL2938271Y



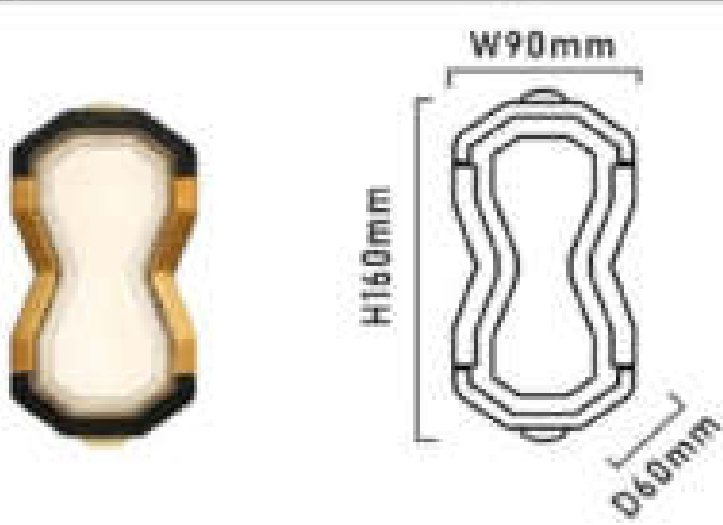
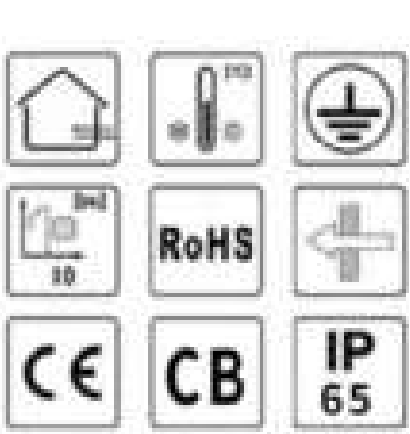
Wattage	Material	Body color	CCT	Chip	Voltage	Size	Ra	Lumen Effect	IP Rate
8 W	Die-cast Aluminum	BK/WH /GY	3000K/6000K	SMD	AC85-265V 50/60Hz	W45*D55*H200mm	> 80	110lm/W	IP65



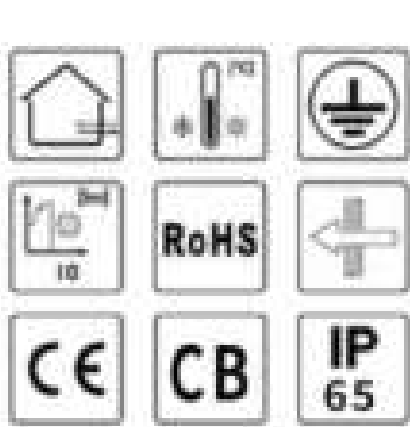
HTD-EL2932602



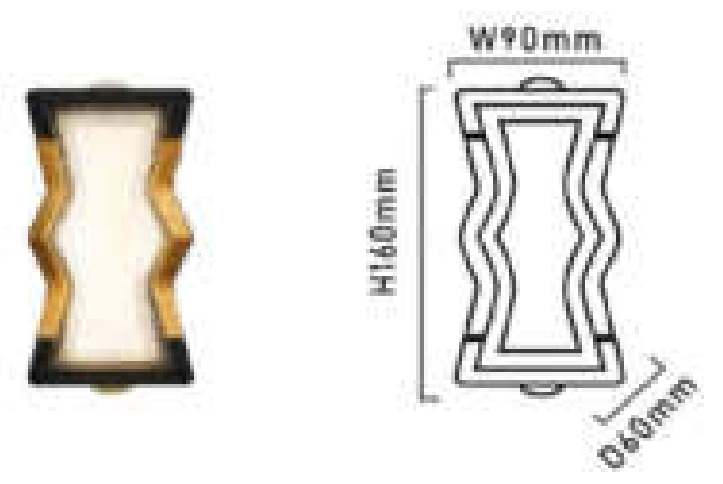
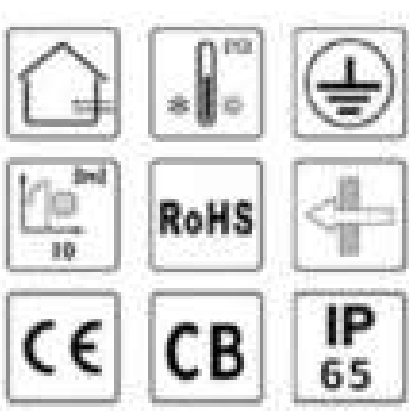
HTD-EL2932603



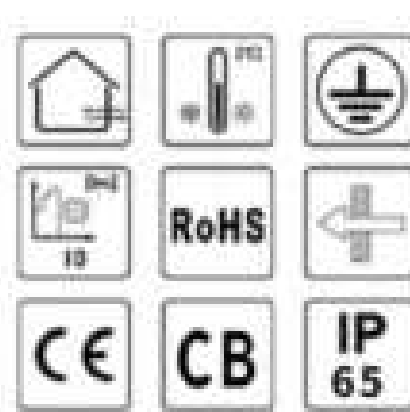
HTD-EL2932604



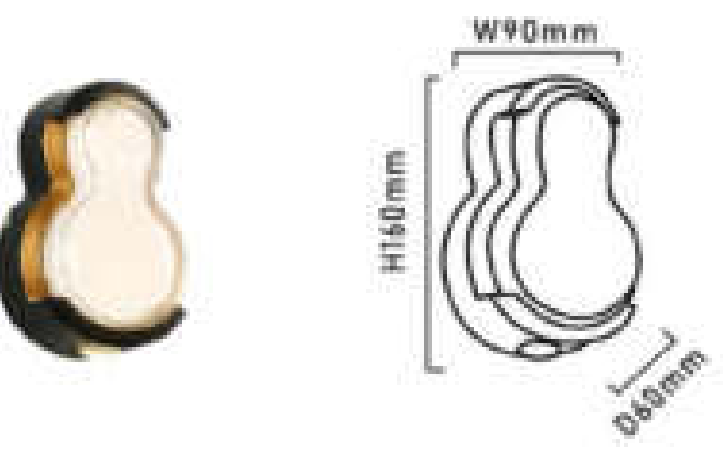
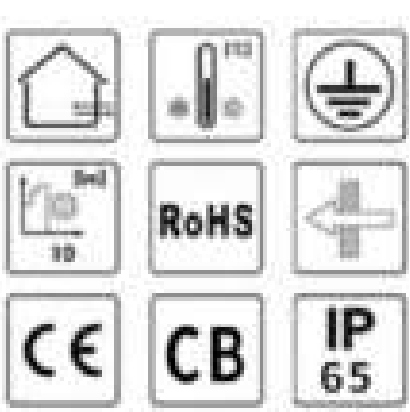
HTD-EL2932605



HTD-EL2932606



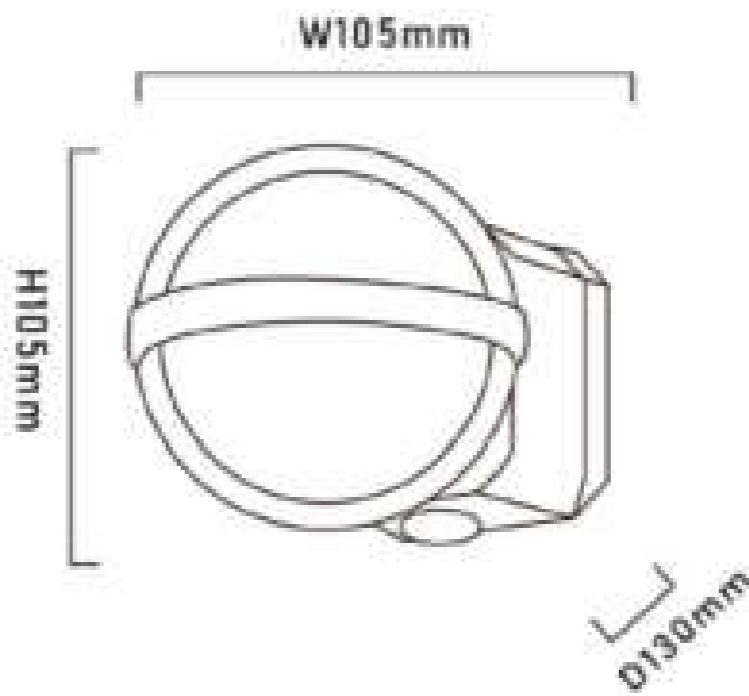
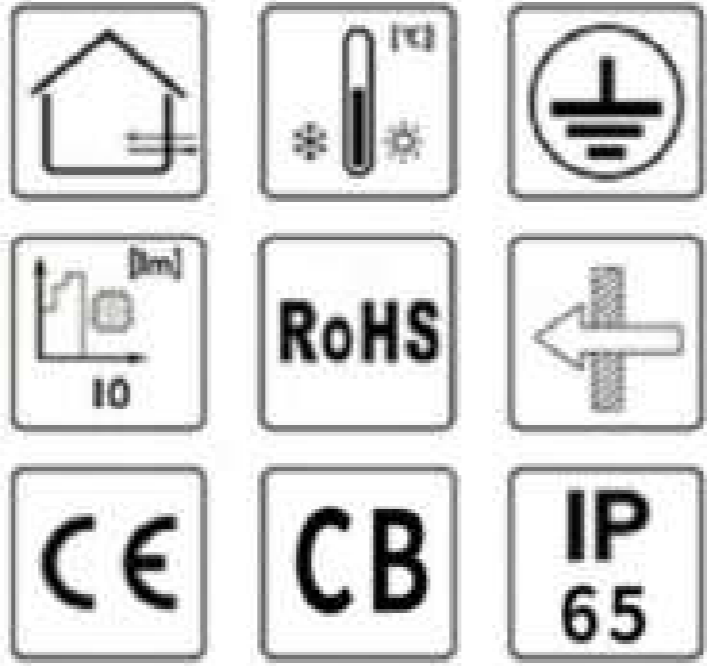
HTD-EL2932607



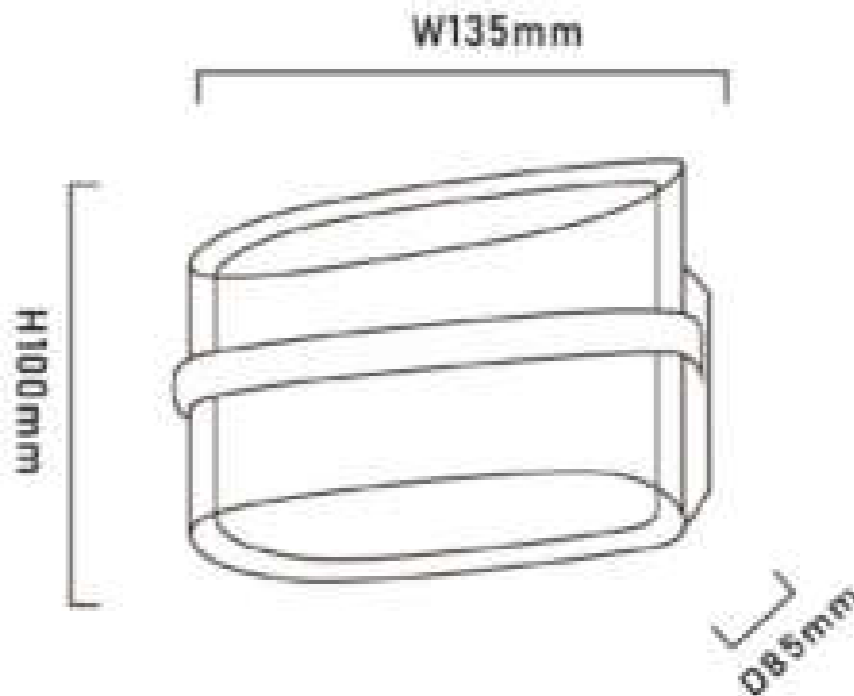
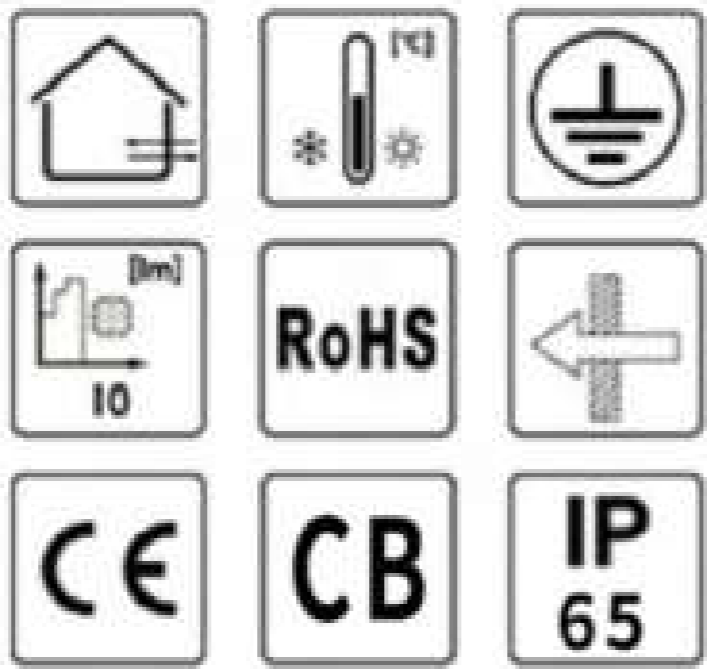
Wattage	Material	Body color	CCT	Chip	Voltage	Size	Ra	Lumen Effect	IP Rate
7W	Die-cast Aluminum	BK/WH /WH+GD/BK+GD	3000K/6000K	SMD	AC85-265V 50/60Hz	W90*D60*H160mm	> 80	110lm/W	IP65



HTD-EL293261



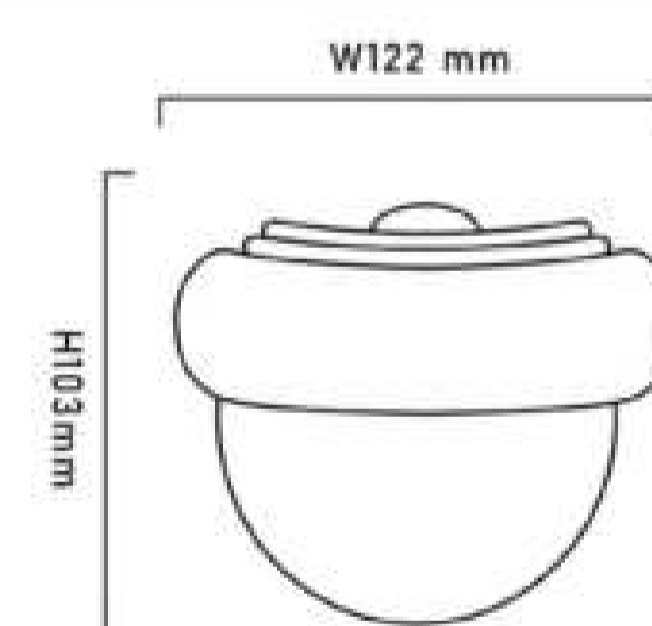
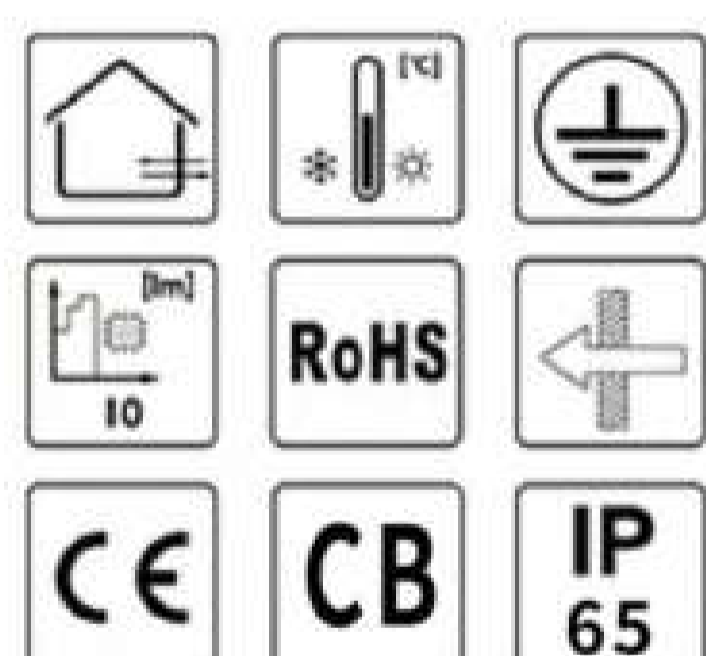
HTD-EL293260



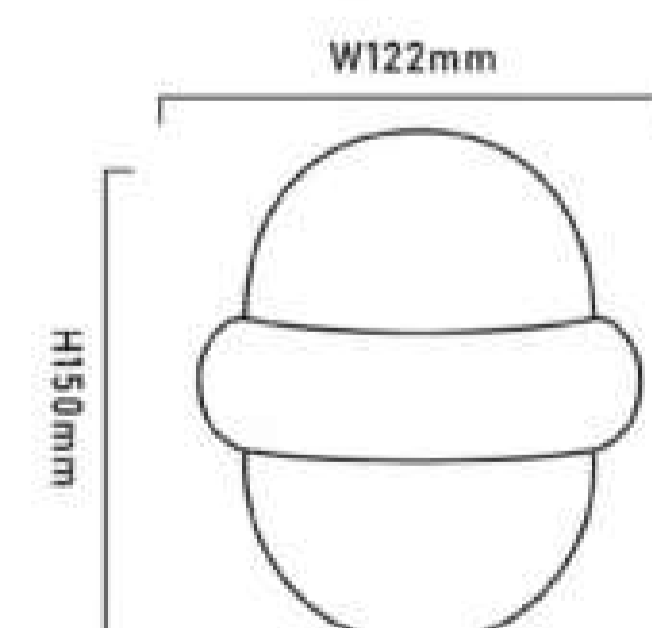
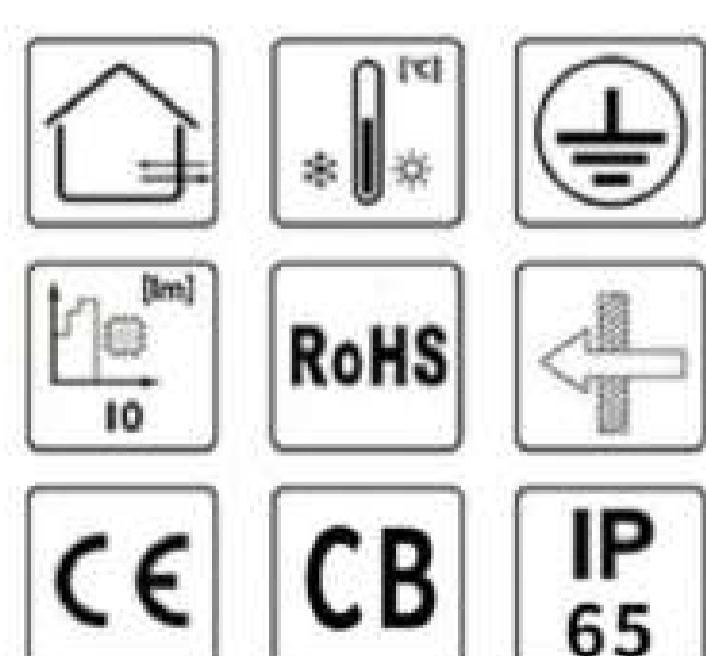
Wattage	Material	Body color	CCT	Chip	Voltage	Size	Ra	Lumen Effect	IP Rate
2*1+6W	Die-cast Aluminum	BK/WH /GY	3000K/6000K	SMD	AC85-265V 50/60Hz	W105*D130*H105mm	> 80	110lm/W	IP65
2*1+6W	Die-cast Aluminum	BK/WH /GY	3000K/6000K	SMD	AC85-265V 50/60Hz	W135*D85*H100mm	> 80	110lm/W	IP65



HTD-EL2938223



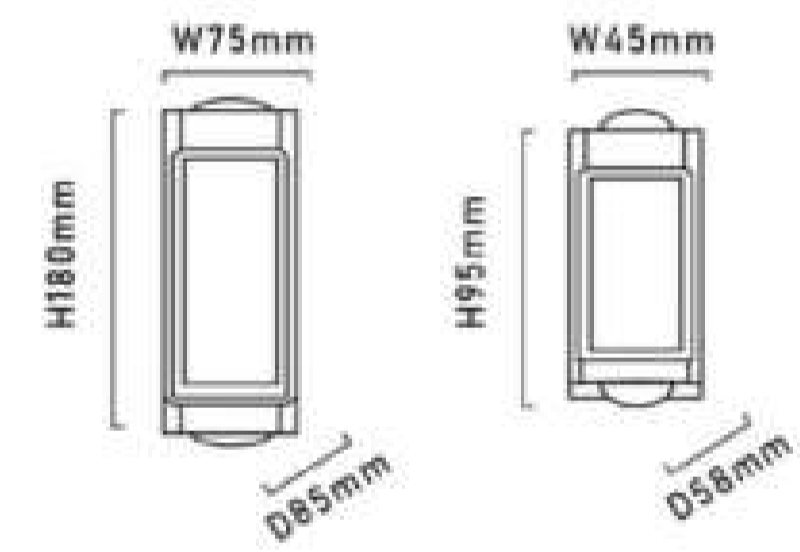

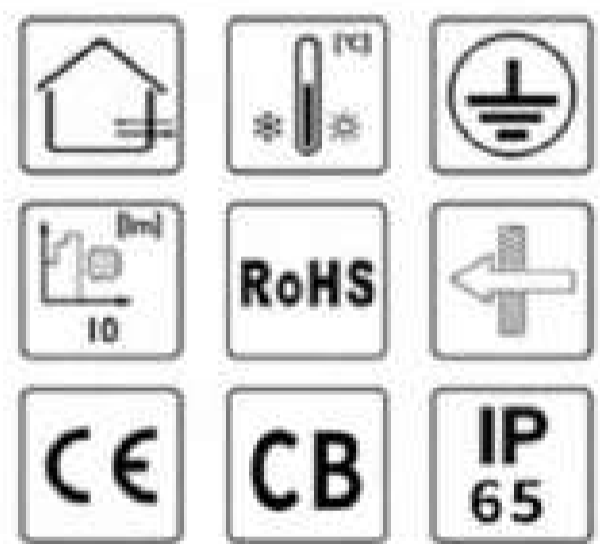
HTD-EL2938224



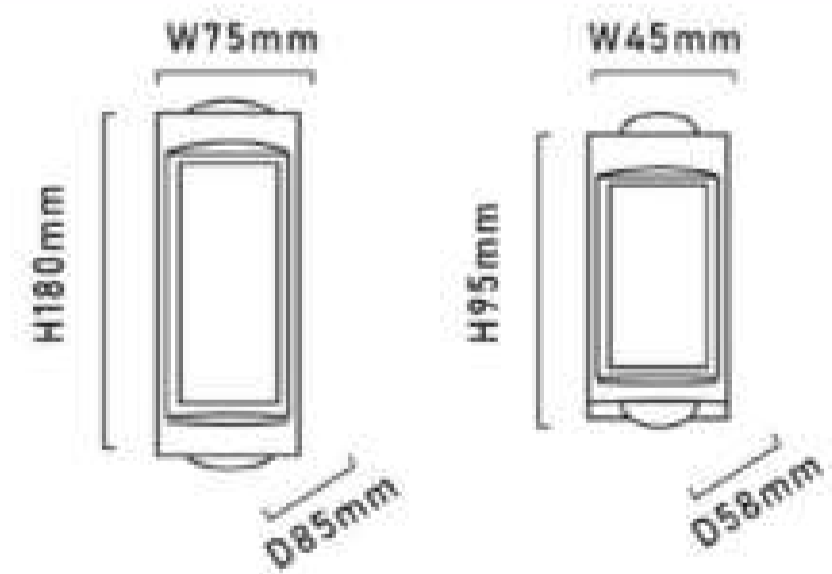

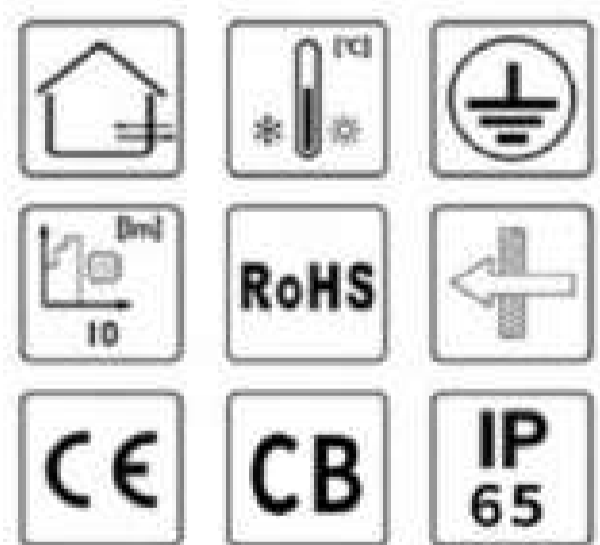
Wattage	Material	Body color	CCT	Chip	Voltage	Size	Ra	Lumen Effect	IP Rate
6W	Die-cast Aluminum	BK/WH /GY	3000K/6000K	SMD	AC85-265V 50/60Hz	W122*H103mm	> 80	110lm/W	IP65
10W	Die-cast Aluminum	BK/WH /GY	3000K/6000K	SMD	AC85-265V 50/60Hz	W122*H150mm	> 80	110lm/W	IP65



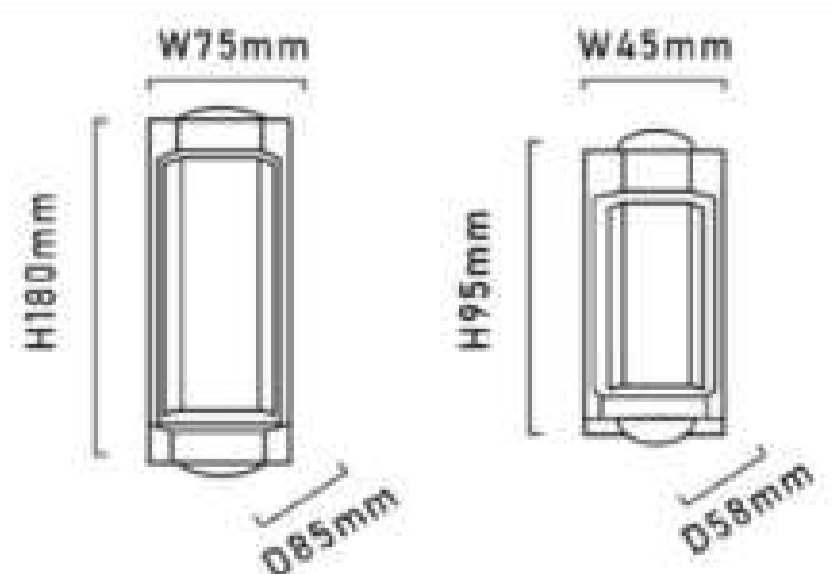
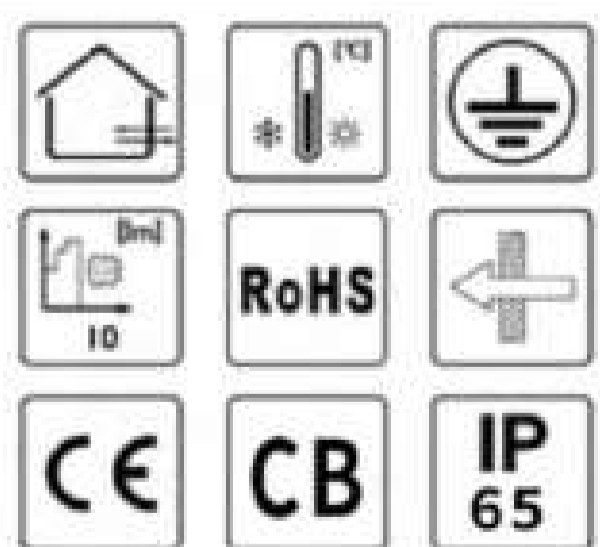
HTD-EL2938811



HTD-EL2938812



HTD-EL2938813



Wattage	Material	Body color	CCT	Chip	Voltage	Size	Ra	Lumen Effect	IP Rate
2*2W	Die-cast Aluminum	BK/WH /GY	3000K/6000K	SMD	AC85-265V 50/60Hz	W45*D58*H95mm	> 80	110lm/W	IP65
2*3+6W	Die-cast Aluminum	BK/WH /GY	3000K/6000K	SMD	AC85-265V 50/60Hz	W75*D85*H180mm	> 80	110lm/W	IP65



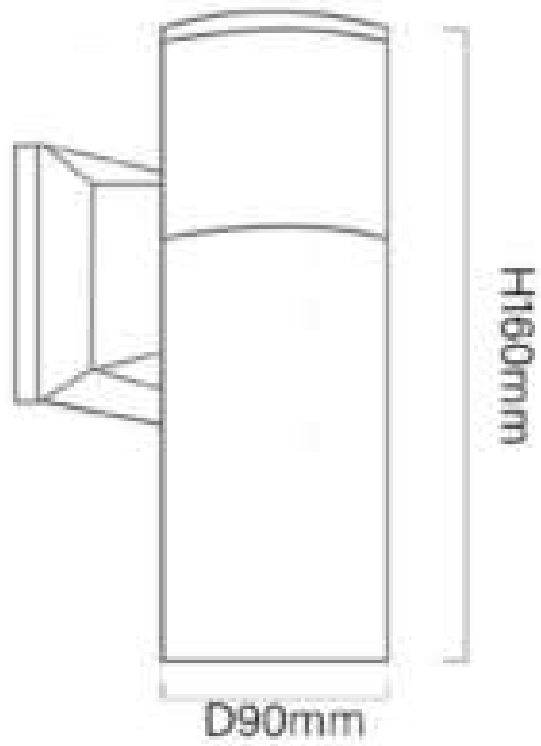
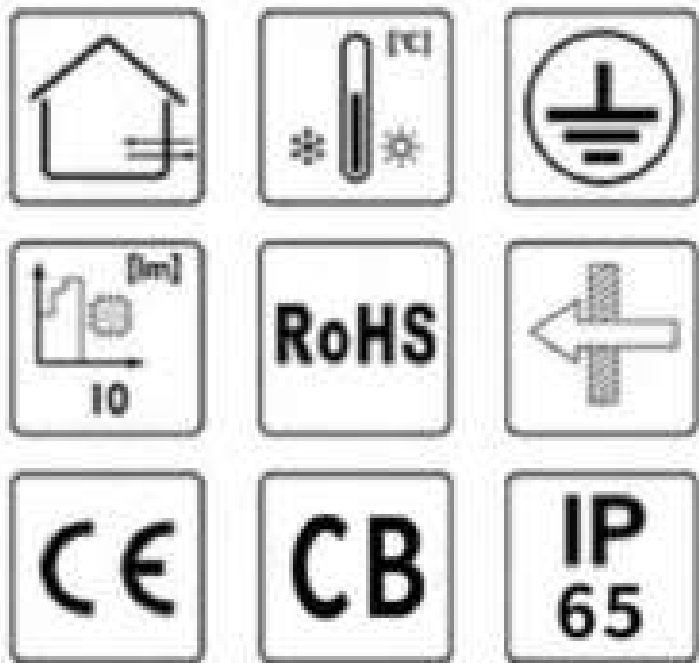
	<div>HTD-EL293262</div> <div> </div> <div></div> <div> </div>
	<div>HTD-EL293262M</div> <div> </div> <div></div> <div> </div>
	<div>HTD-EL293262L</div> <div> </div> <div></div> <div> </div>

Wattage	Material	Body color	CCT	Chip	Voltage	Size	Ra	Lumen Effect	IP Rate
2+2W	Die-cast Aluminum	BK/WH /GY	3000K/6000K	SMD	AC85-265V 50/60Hz	W73*D65*H93mm	> 80	110lm/W	IP65
4+4W	Die-cast Aluminum	BK/WH /GY	3000K/6000K	SMD	AC85-265V 50/60Hz	W160*D78*H160mm	> 80	110lm/W	IP65
6+6W	Die-cast Aluminum	BK/WH /GY	3000K/6000K	SMD	AC85-265V 50/60Hz	W168*D88*H237mm	> 80	110lm/W	IP65

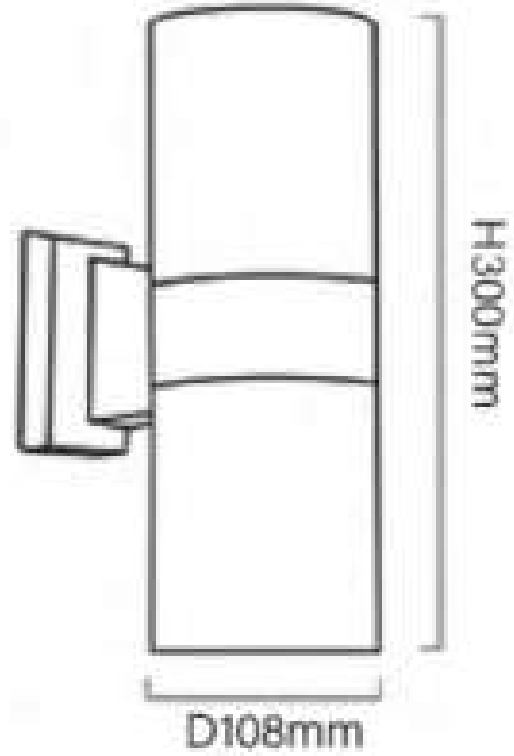
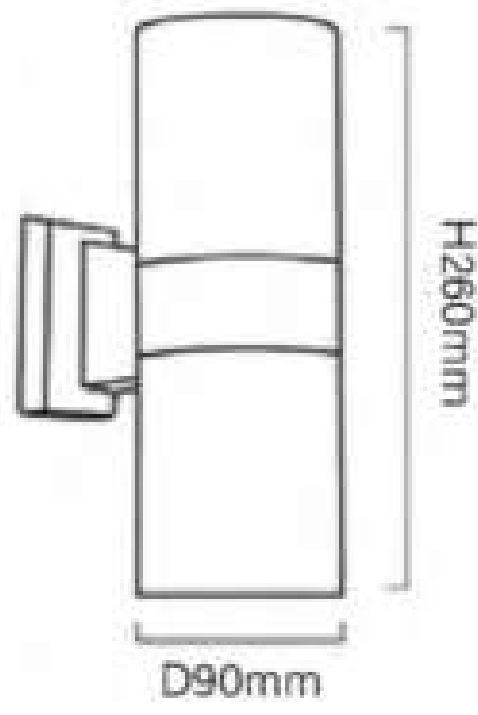
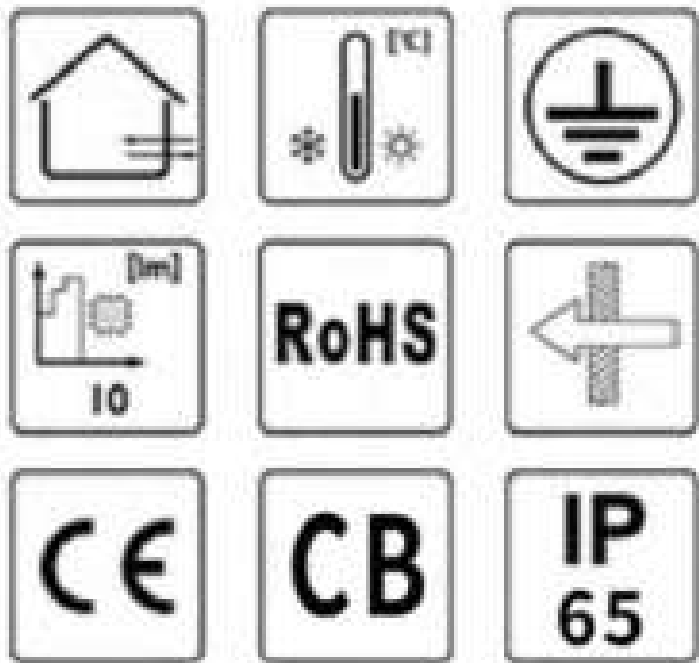
LED WALL LIGHT



HTD-EL2932240/1



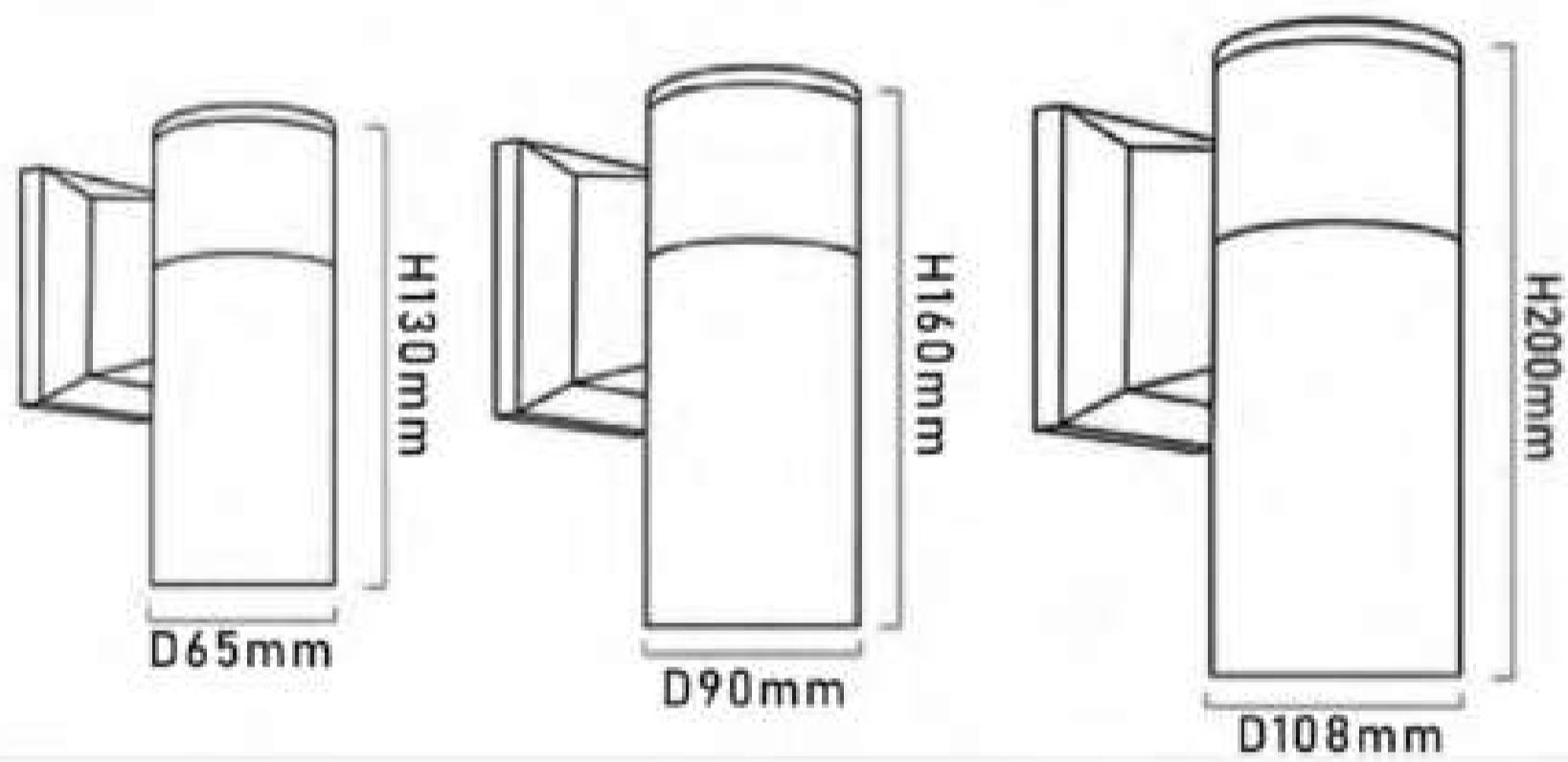
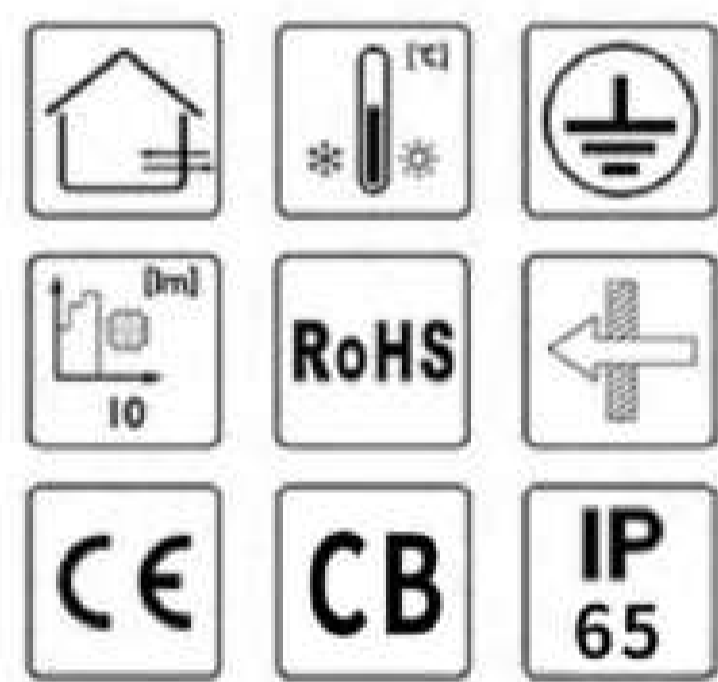
HTD-EL2932240/2



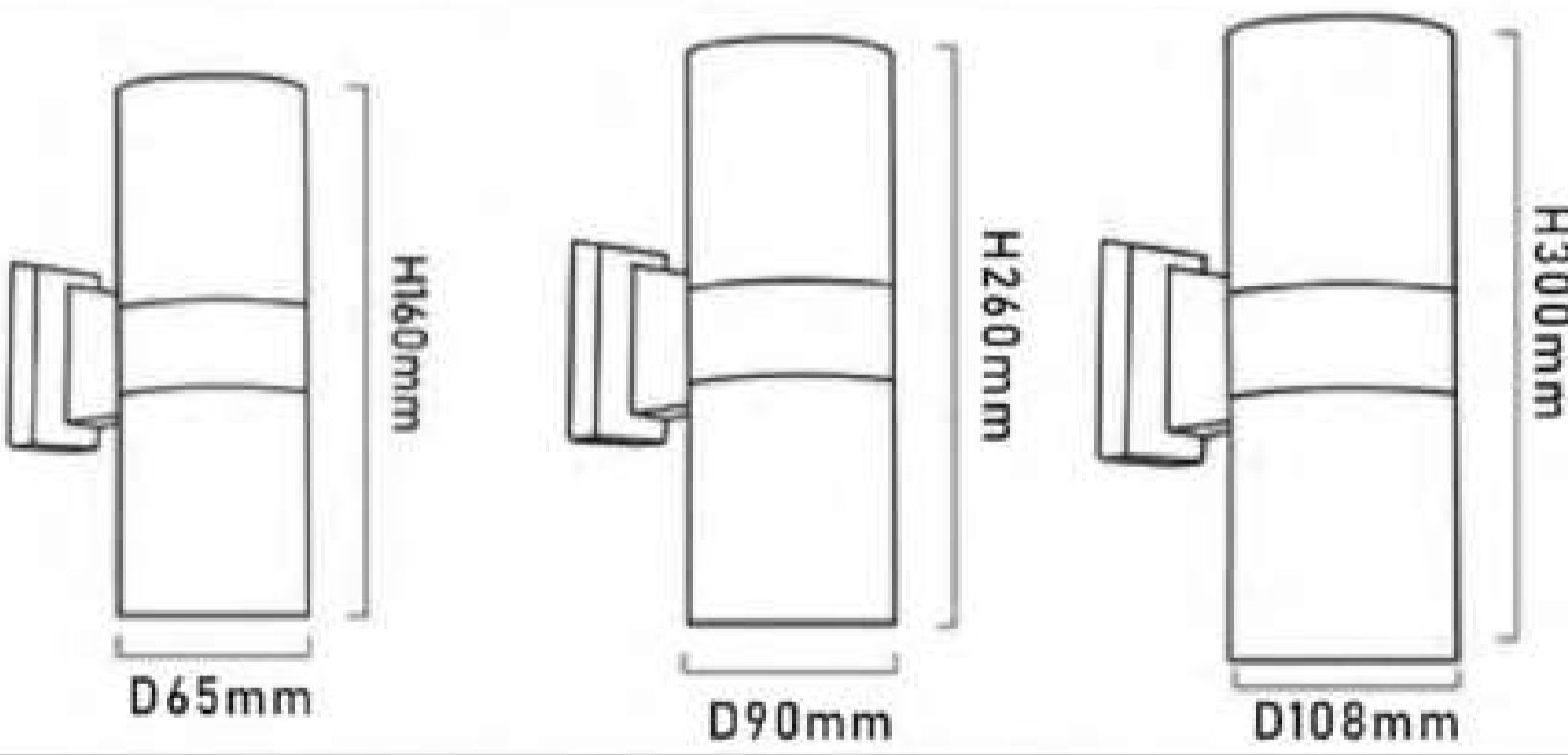
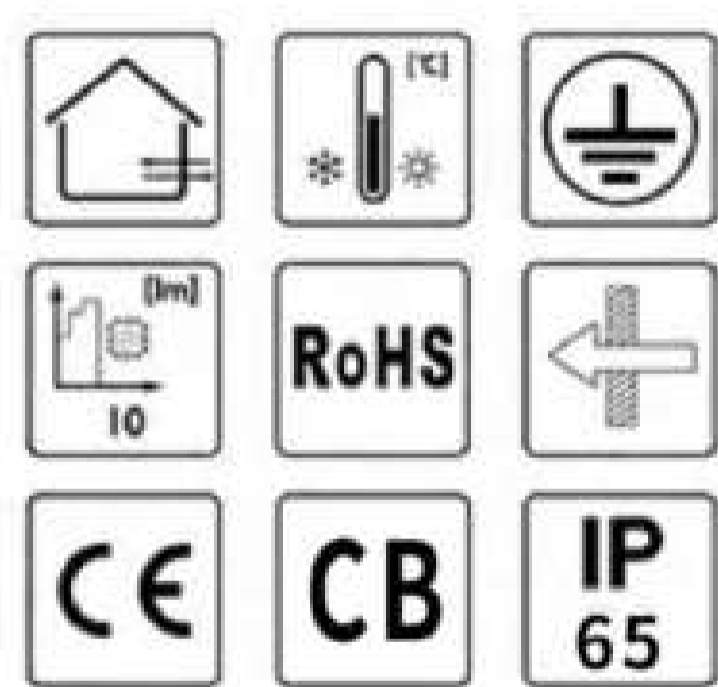
Wattage	Material	Body color	CCT	Chip	Voltage	Size	Ra	Lumen Effect	IP Rate
5-9W	Die-cast Aluminum	BK/GY/WH	3000K/6000K	COB	AC85-265V 50/60Hz	D90*H160mm	> 80	110lm/W	IP65
10-18W	Die-cast Aluminum	BK/GY/WH	3000K/6000K	COB	AC85-265V 50/60Hz	D90*H260mm	> 80	110lm/W	IP65
15-30W	Die-cast Aluminum	BK/GY/WH	3000K/6000K	COB	AC85-265V 50/60Hz	D108*H300mm	> 80	110lm/W	IP65



HTD-EL2932241/1



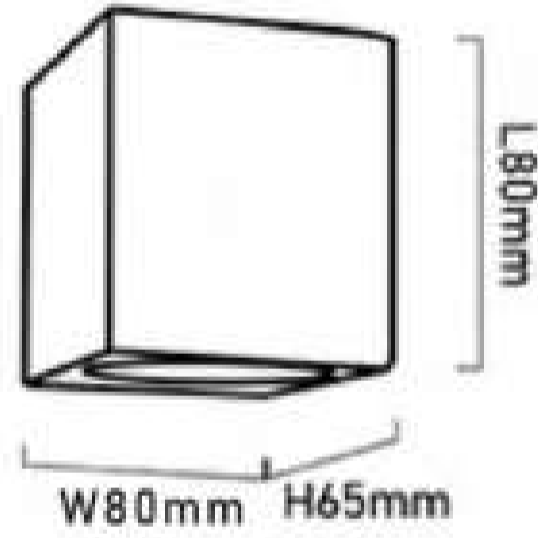
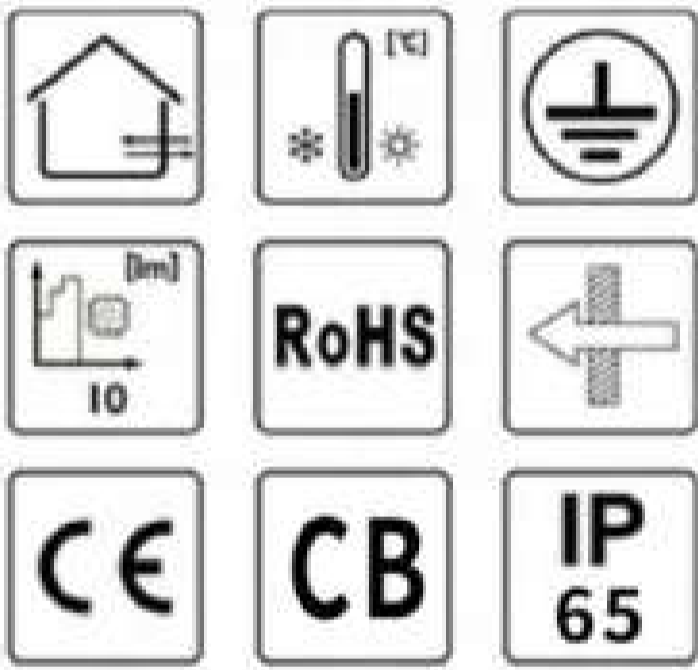
HTD-EL2932241/2



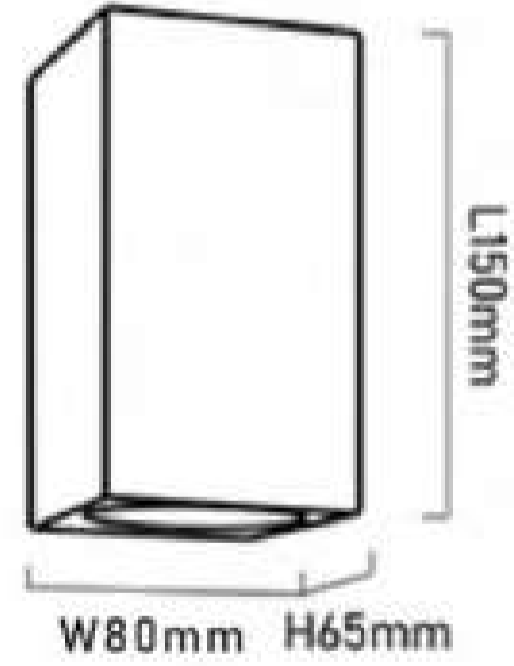
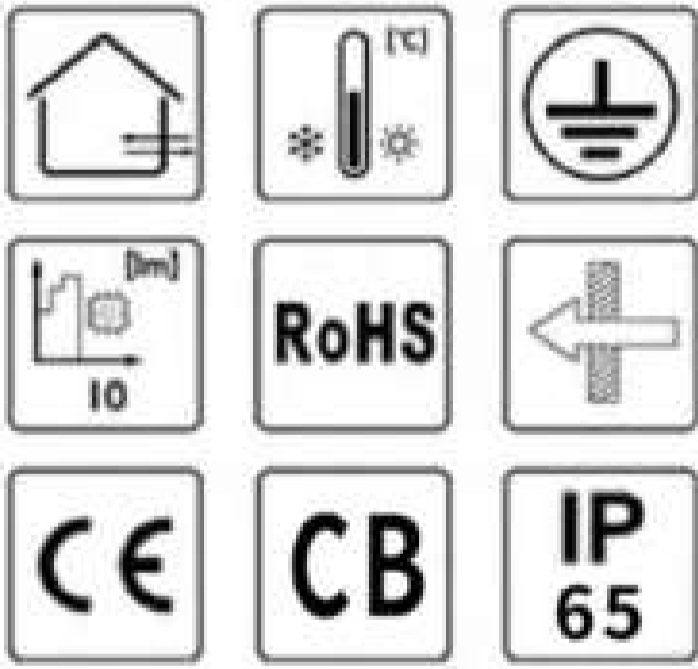
Wattage	Material	Body color	CCT	Chip	Voltage	Size	Ra	Lumen Effect	IP Rate
1*GU10	Die-cast Aluminum	BK/GY/WH	/	/	/	D65*H130mm	/	/	IP65
2*GU10	Die-cast Aluminum	BK/GY/WH	/	/	/	D65*H160mm	/	/	IP65
1*E27	Die-cast Aluminum	BK/GY/WH	/	/	/	D90*H160mm	/	/	IP65
2*E27	Die-cast Aluminum	BK/GY/WH	/	/	/	D90*260mm	/	/	IP65
1*E27	Die-cast Aluminum	BK/GY/WH	/	/	/	D108*H200mm	/	/	IP65
2*E27	Die-cast Aluminum	BK/GY/WH	/	/	/	D108*H300mm	/	/	IP65



HTD-EL2938003/1



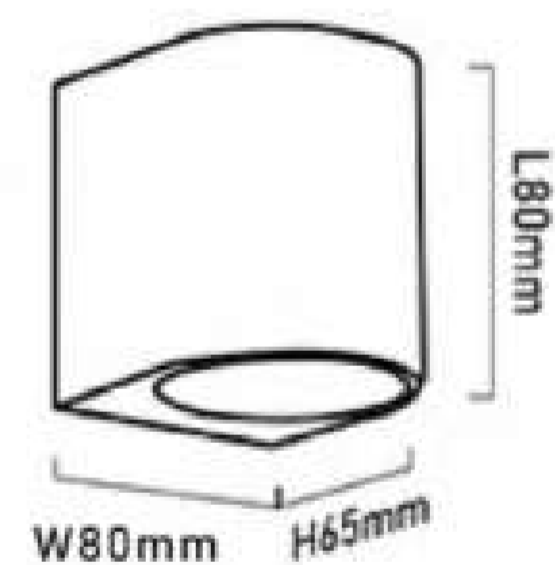
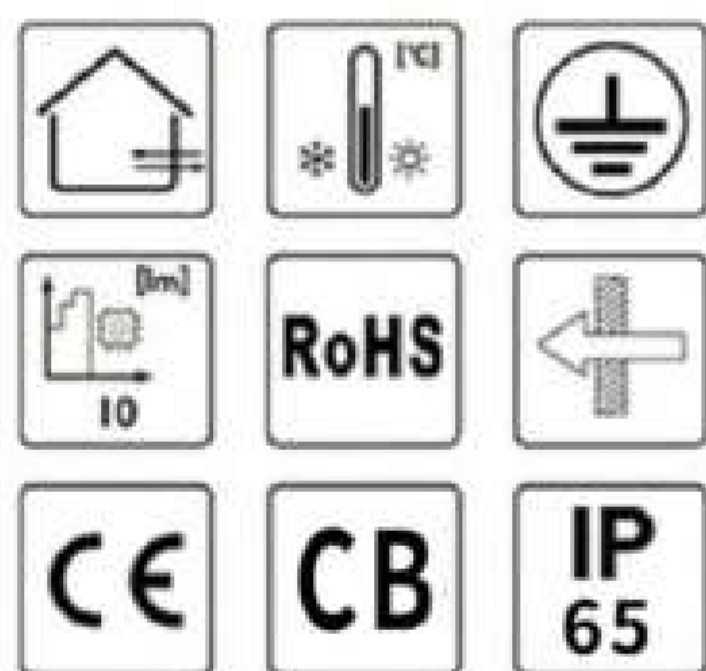
HTD-EL2938003/2



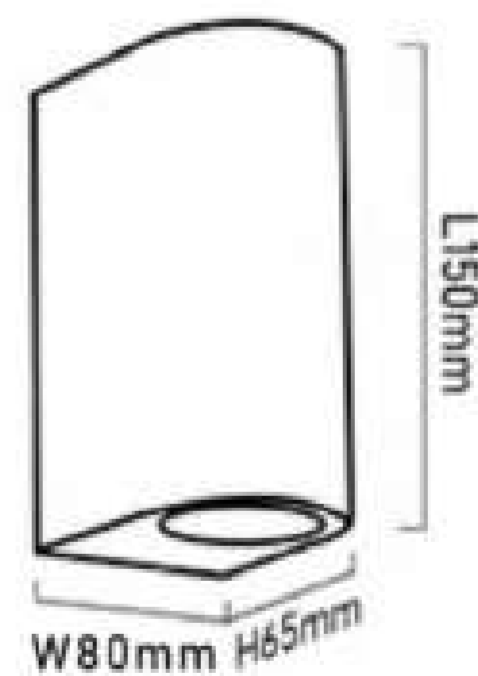
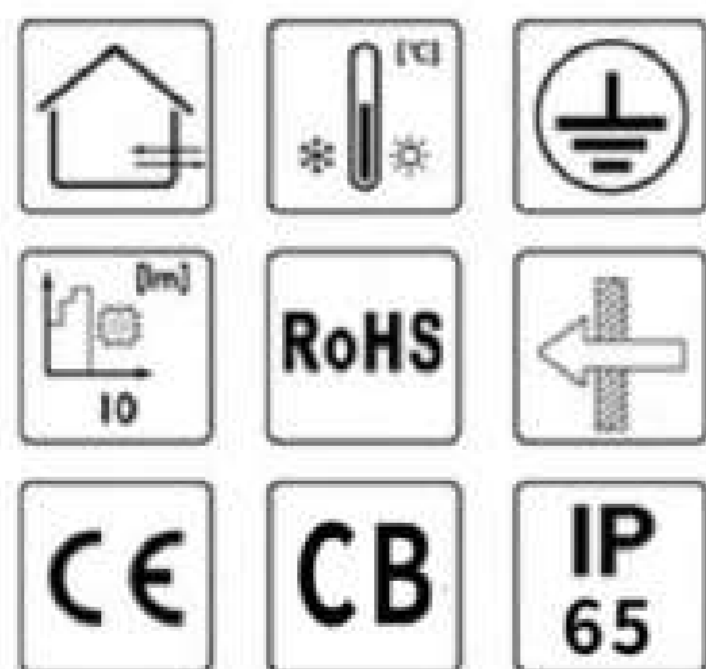
Wattage	Material	Body color	CCT	Chip	Voltage	Size	Ra	Lumen Effect	IP Rate
1*5W	Die-cast Aluminum	BK/GY/WH	WW/WH	COB	AC85-265V 50/60Hz	L80*W80*H65mm	> 80	110lm/W	IP65
2*5W	Die-cast Aluminum	BK/GY/WH	WW/WH	COB	AC85-265V 50/60Hz	L150*W80*H65mm	> 80	110lm/W	IP65
1*GU10	Die-cast Aluminum	BK/GY/WH	/	/	/	L80*W80*H65mm	/	/	IP65
2*GU10	Die-cast Aluminum	BK/GY/WH	/	/	/	L150*W80*H65mm	/	/	IP65



HTD-EL2938004/1



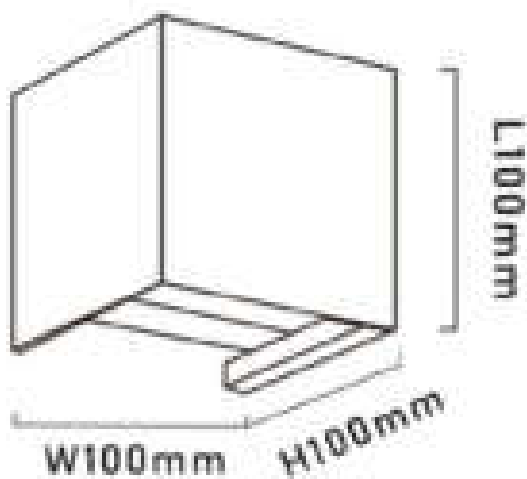
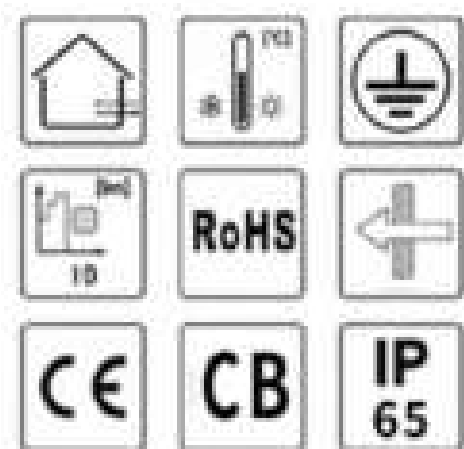
HTD-EL2938004/2



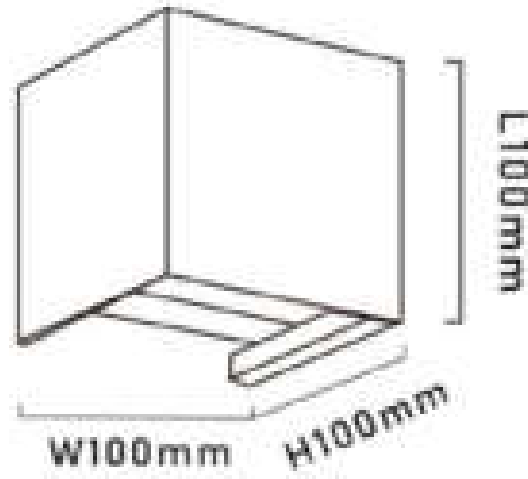
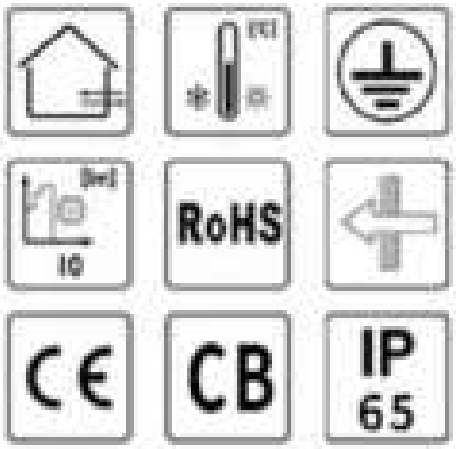
Wattage	Material	Body color	CCT	Chip	Voltage	Size	Ra	Lumen Effect	IP Rate
1*5W	Die-cast Aluminum	BK/GY/WH	WW/WH	COB	AC85-265V 50/60Hz	L80*W80*H65mm	> 80	110lm/W	IP65
2*5W	Die-cast Aluminum	BK/GY/WH	WW/WH	COB	AC85-265V 50/60Hz	L150*W150*H65mm	> 80	110lm/W	IP65
1*GU10	Die-cast Aluminum	BK/GY/WH	/	/	/	L80*W80*H65mm	/	/	IP65
2*GU10	Die-cast Aluminum	BK/GY/WH	/	/	/	L150*W80*H65mm	/	/	IP65



HTD-EL2931107



HTD-EL2931107/A

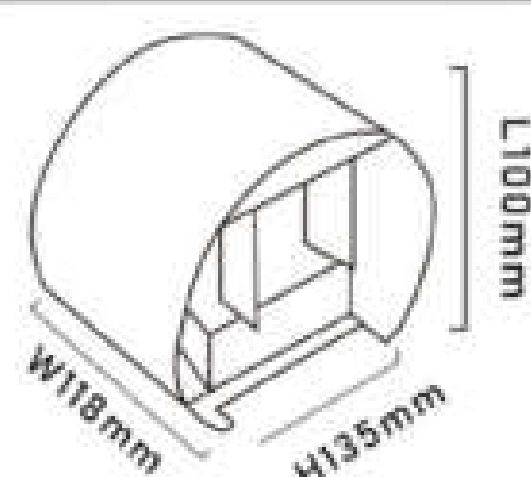
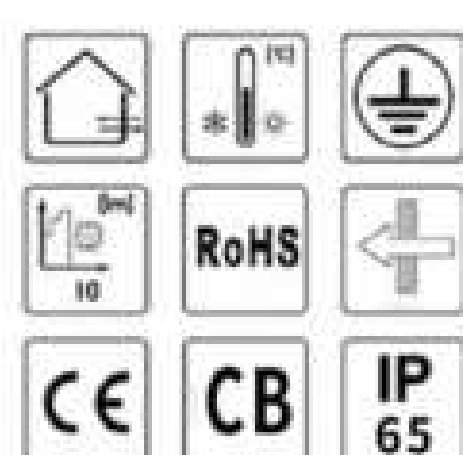


Wattage	Material	Body color	CCT	Chip	Voltage	Size	Ra	Lumen Effect	IP Rate
2*3W	Die-cast Aluminum	BK/GY/WH	3000K/6000K	COB	AC85-265V 50/60Hz	W100*H100*L100mm	> 80	110lm/W	IP65
2*5W	Die-cast Aluminum	BK/GY/WH	3000K/6000K	COB	AC85-265V 50/60Hz	W100*H100*L100mm	> 80	110lm/W	IP65
G9	Die-cast Aluminum	BK/GY/WH	3000K/6000K	Brigdaalux chip	AC85-265V 50/60Hz	W100*H100*L100mm	> 80	110lm/W	IP65

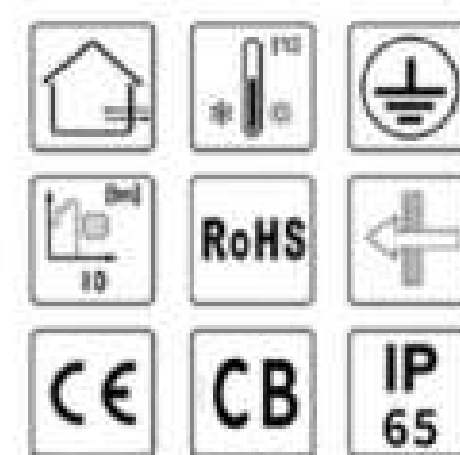
HITECDAD
WWW.HITECDAD.COM




HTD-EL2931108



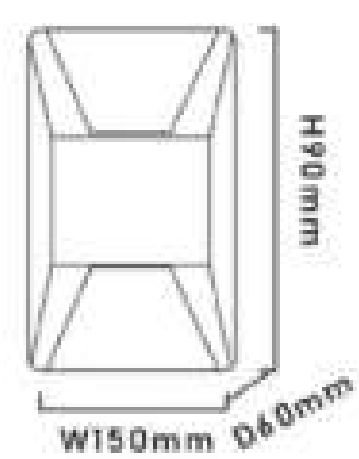
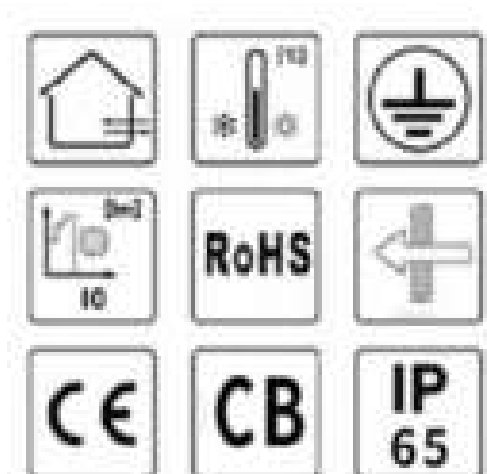
HTD-EL2931108/A



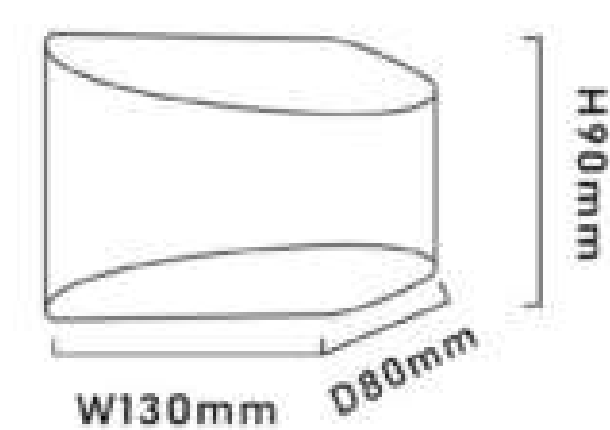
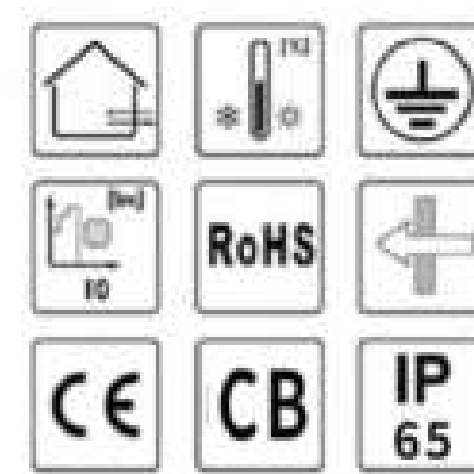
Wattage	Material	Body color	CCT	Chip	Voltage	Size	Ra	Lumen Effect	IP Rate
2*3W	Die-cast Aluminum	BK/GY/WH	3000K/6000K	COB	AC85-265V 50/60Hz	W118*H35*L100mm	> 80	110lm/W	IP65
2*5W	Die-cast Aluminum	BK/GY/WH	3000K/6000K	COB	AC85-265V 50/60Hz	W118*H35*L100mm	> 80	110lm/W	IP65
G9	Die-cast Aluminum	BK/GY/WH	3000K/6000K	Brigdaalux chip	AC85-265V 50/60Hz	W118*H35*L100mm	> 80	110lm/W	IP65



HTD-EL2932824




HTD-EL2932829



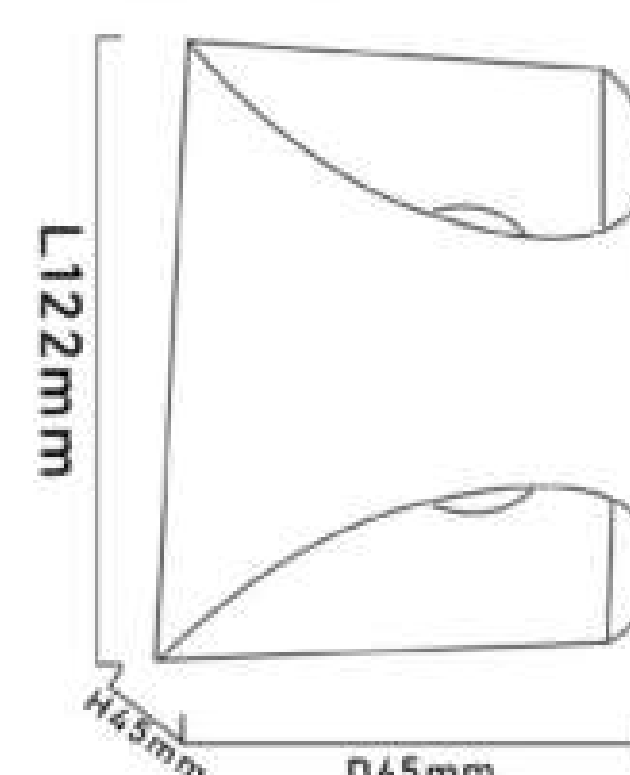
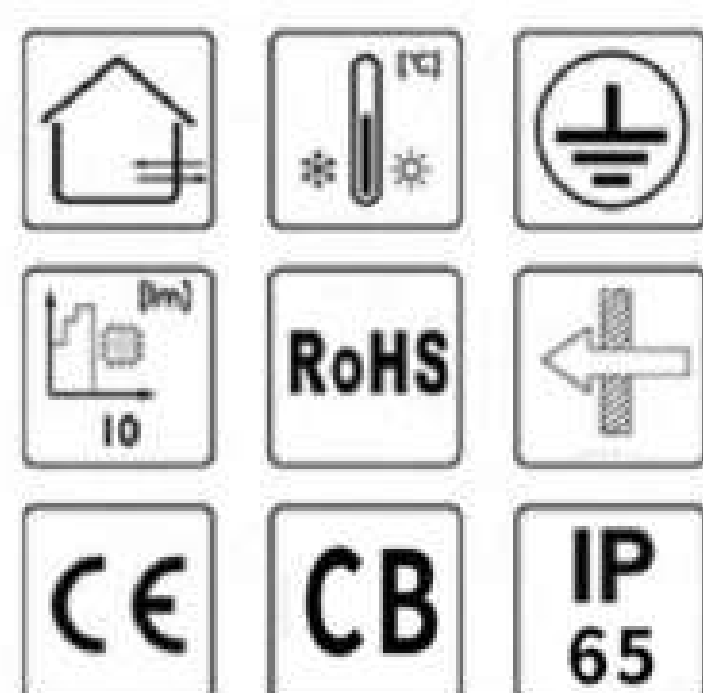
Wattage	Material	Body color	CCT	Chip	Voltage	Size	Ra	Lumen Effect	IP Rate
2*3W	Die-cast Aluminum	WH/BK/WH+GD/BK+GD	3000K/6000K	COB	AC85-265V 50/60Hz	W150*D90*H60mm	> 80	110lm/W	IP65
2*3W	Die-cast Aluminum	WH/BK/WH+GD/BK+GD	3000K/6000K	COB	AC85-265V 50/60Hz	W130*D80*H90mm	> 80	110lm/W	IP65



J I N G A I V I S I O N



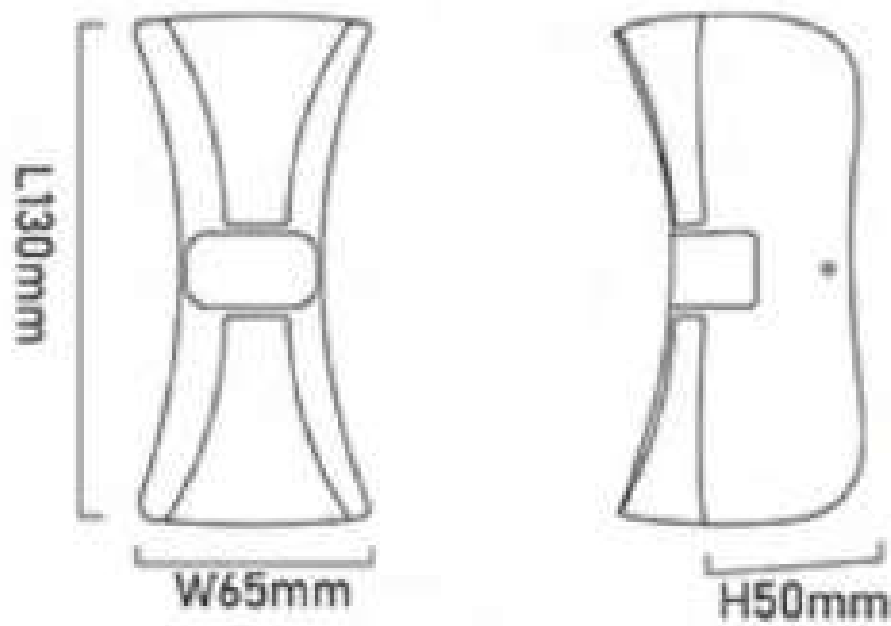
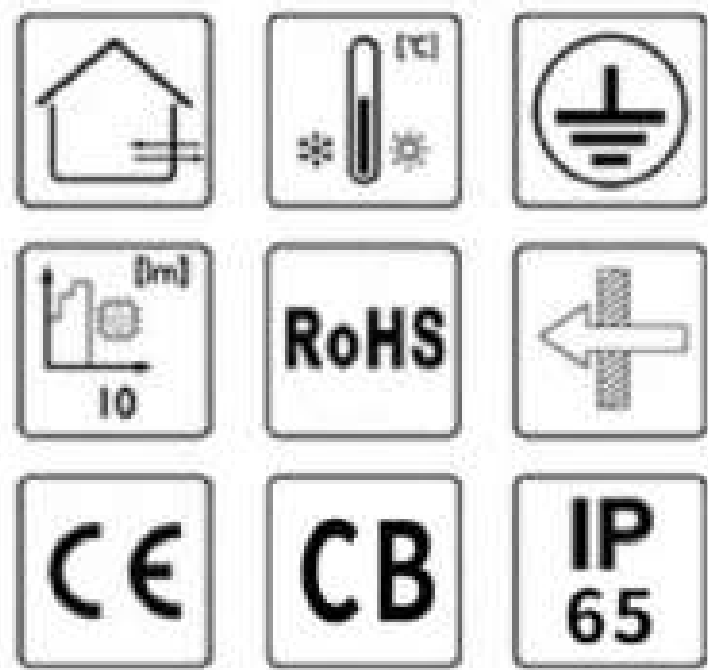
HTD-EL2938111



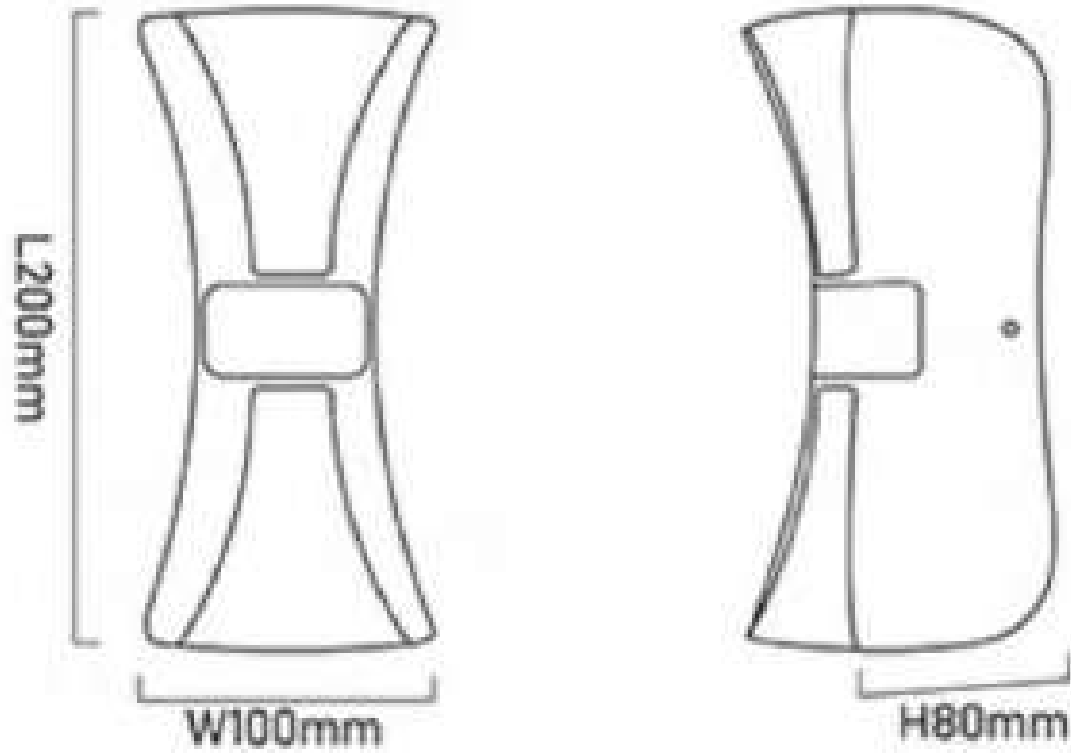
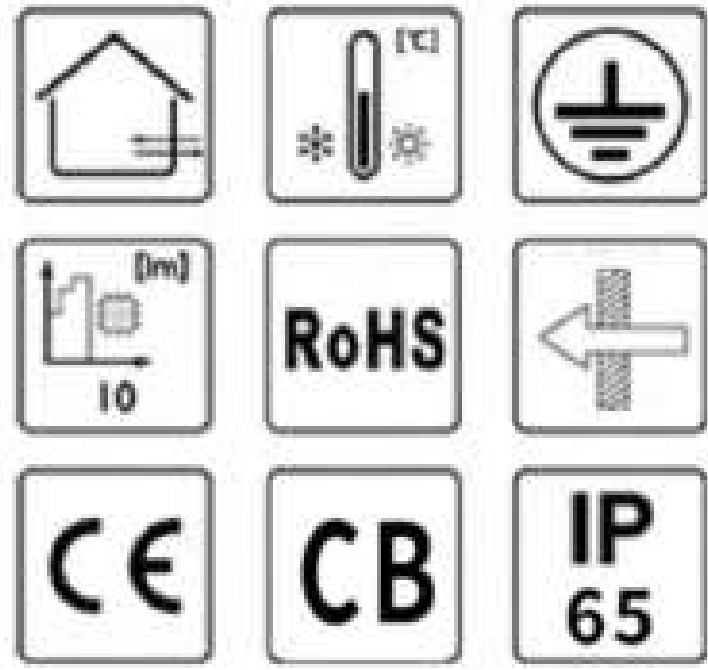
Wattage	Material	Body color	CCT	Chip	Voltage	Size	Ra	Lumen Effect	IP Rate
2*1W	Aluminum +Acrylic	WH/BK/WH+GD/BK+GD	3000K/6000K	SMD	AC85-265V 50/60Hz	L122*W104*H48mm	>80	110lm/W	IP65
2*3W	Aluminum +Acrylic	WH/BK/WH+GD/BK+GD	3000K/6000K	COB	AC85-265V 50/60Hz	L122*W104*H48mm	>80	110lm/W	IP65



HTD-EL2932832/S






HTD-EL2932832/2



Wattage	Material	Body color	CCT	Chip	Voltage	Size	Ra	Lumen Effect	IP Rate
3W	Aluminum	WH/BK/WH+GD/BK+GD	WW/WH	COB	AC85-265V 50/60Hz	L130*W65*H50mm	> 80	70lm/W	IP65
12W	Aluminum	WH/BK/WH+GD/BK+GD	WW/WH	COB	AC85-265V 50/60Hz	L200*W100*H80mm	> 80	70lm/W	IP65




ATD-2W000200




Modelo	Material	Material	Color	Dim	Alimentación	Tamaño	No.	Consumo (Watt)	IP
2700K	Aluminio	Aluminio	Blanco	100	AC 220V	100x100x100	1-02	100W/100	IP65
2700K	Aluminio	Aluminio	Blanco	100	AC 220V	100x100x100	1-02	100W/100	IP65
2700K	Aluminio	Aluminio	Blanco	100	AC 220V	100x100x100	1-02	100W/100	IP65



HTO-CW2932277




HTO-CW2932279




Modelo	Alimentación	Material	LED	Color	Voltaje	Dim	Alto	Longitud	Profund.
HTW	24-240V AC/DC	Aluminio y acero inoxidable	30304/12020V	BLU	AC/DC 240V 50/60Hz	NO	1.18" (30mm)	1.18" (30mm)	1.18" (30mm)
HTW	24-240V AC/DC	Aluminio y acero inoxidable	30304/12020V	BLU	AC/DC 240V 50/60Hz	NO	1.18" (30mm)	1.18" (30mm)	1.18" (30mm)
HTW	24-240V AC/DC	Aluminio y acero inoxidable	30304/12020V	BLU	AC/DC 240V 50/60Hz	NO	1.18" (30mm)	1.18" (30mm)	1.18" (30mm)

HITECDAD
WWW.HITECDAD.COM




HTE-ENW202266





Modelo	Material	Dimensiones	LED	Watt	Temperatura de color	Alto	Peso	Luminosidad	IP
HTW	Aluminio	100x100x100mm	2000K/10000K	10W	4000K/5000K	100x100x100mm	1.00	100lm/W	IP65
HTW	Aluminio	100x100x100mm	2000K/10000K	10W	4000K/5000K	100x100x100mm	1.00	100lm/W	IP65





HTD-EW2R3R10P



HTD-EW2R3R16P





HTD-EW2R3R003/2




Modelo	Material	Alimentación	Cable	Color	Alto	Diámetro	Alcance	Flujo luminoso	IP
17W	Aluminio anodizado	24V/40W	1000x1000	GR	400-200 100mm	50mm	1,00m-10m	> 80	100lm/W
17W	Aluminio anodizado	24V/40W	1000x1000	GR	400-200 100mm	60mm	1,00m-10m	> 80	100lm/W
17W	Aluminio anodizado	24V/40W	1000x1000	GR	400-200 100mm	50mm	1,00m-10m	> 80	100lm/W

REVIEW ARTICLES AND ESSAYS

[illegible]



HTD-ENERGIA



Modelo	Material	Alimentación	Color	Forma	Material	Base	Altura	Consumo (Watt)	IP
HTD-ENERGIA	Aluminio	220-240V AC	Negro	Cubo	Aluminio	100mm	100mm	10W	IP65



MTD-CN2932254































MTD-CN2932204




Modelo	Alimentación	Material	Altura	Diámetro	Material	Color	Watt	Consumo (Watt)	IP
23W	2x E27, Regulable	Aluminio y policarbonato	2200x1400x4	Ø100	Acero, 3049 16x20x2	Blanco/rojo/negro	~ 80	1000x/W	IP45
23W	2x E27, Regulable	Aluminio y policarbonato	2200x1400x4	Ø100	Acero, 3049 16x20x2	Blanco/rojo/negro	~ 80	1000x/W	IP45




	<div>HTD-ENK230009</div> <div>    </div> <div>    </div> <div>    </div> <div>  </div> <div>    </div>
	<div>HTD-ENK230001</div> <div>    </div> <div>    </div> <div>    </div> <div>  </div> <div>    </div>
<div>Model</div> <div>40</div>	<div>Material</div> <div>Aluminum</div> <div>Power (W)</div> <div>40W/60W</div> <div>Color</div> <div>2000K/3000K</div> <div>Size</div> <div>140</div> <div>Weight</div> <div>1.2kg/1.2kg</div> <div>Beam</div> <div>1.2m/1.2m</div> <div>Beam</div> <div>1.2m/1.2m</div> <div>Power (W)</div> <div>100W/100W</div> <div>Color</div> <div>2000K/3000K</div> <div>Size</div> <div>140</div> <div>Weight</div> <div>1.2kg/1.2kg</div> <div>Beam</div> <div>1.2m/1.2m</div> <div>Beam</div> <div>1.2m/1.2m</div> <div>Power (W)</div> <div>240W/240W</div> <div>Color</div> <div>2000K/3000K</div> <div>Size</div> <div>140</div> <div>Weight</div> <div>1.2kg/1.2kg</div> <div>Beam</div> <div>1.2m/1.2m</div> <div>Beam</div> <div>1.2m/1.2m</div>




HTD-EM293223012



HTD-EM293223013



HTD-EM293223014













































































































Modelo	Material	Material	Código	Altura	Alcance	Alcance	Alcance	Alcance	Alcance
HTD-EM293223012	Aluminio	Aluminio	HTD-EM293223012	1000	Alcance	Alcance	Alcance	Alcance	Alcance
HTD-EM293223013	Aluminio	Aluminio	HTD-EM293223013	1000	Alcance	Alcance	Alcance	Alcance	Alcance
HTD-EM293223014	Aluminio	Aluminio	HTD-EM293223014	1000	Alcance	Alcance	Alcance	Alcance	Alcance

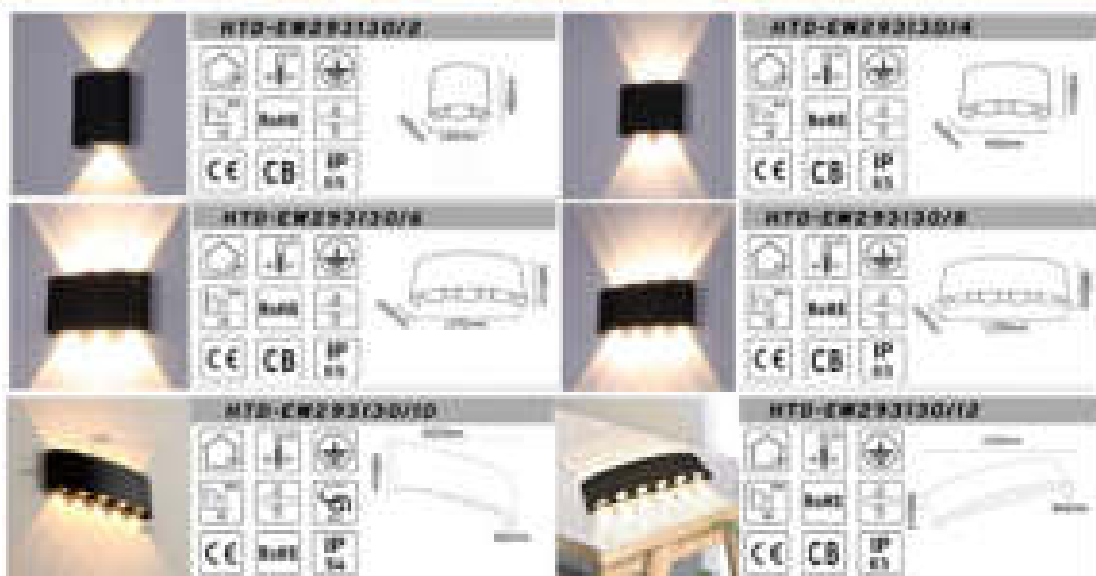


		HTD-EM29383212				HTD-EM29383213	

ORTEN
OTEL




		HTD-EN29383211A				HTD-EN29383211B	
							
							
							
							
							
							
							
							
							
							
							
							
							
						<	





Model	Material	Color	Power	Voltage	Material	Color	Power	Voltage	IP Rating
HTD-EW29313072	Aluminum	Black	10W	240V	Aluminum	Black	10W	240V	IP65
HTD-EW29313074	Aluminum	Black	10W	240V	Aluminum	Black	10W	240V	IP65
HTD-EW29313076	Aluminum	Black	10W	240V	Aluminum	Black	10W	240V	IP65
HTD-EW29313078	Aluminum	Black	10W	240V	Aluminum	Black	10W	240V	IP65
HTD-EW29313079	Aluminum	Black	10W	240V	Aluminum	Black	10W	240V	IP65
HTD-EW29313077	Aluminum	Black	10W	240V	Aluminum	Black	10W	240V	IP65




HTE-EM2932282/2



HTE-EM2932282/3




HTE-EM2932282/4




Modelo	Material	Longitud	Altura	Profundidad	Consumo	Temperatura ambiente	Temperatura ambiente	Temperatura ambiente	Temperatura ambiente
2W	Aluminio	60/104 / 27	1000/1000	140	1000/1000	1000/1000	1000/1000	1000/1000	1000/1000
3W	Aluminio	60/104 / 27	1000/1000	140	1000/1000	1000/1000	1000/1000	1000/1000	1000/1000
4W	Aluminio	60/104 / 27	1000/1000	140	1000/1000	1000/1000	1000/1000	1000/1000	1000/1000















HTD-EN2828105/4



HTD-EN2828105/4



Model	Material	Finish	Size	Power	Voltage	Beam Angle	Life	Dimming	IP Rating
HTD-EN2828105/4	Aluminum	Brushed	100x100x100mm	10W	AC/DC 220V-240V	120°/180°/270°	>50,000h	Yes	IP65
HTD-EN2828105/4	Aluminum	Brushed	100x100x100mm	10W	AC/DC 220V-240V	120°/180°/270°	>50,000h	Yes	IP65

	HTE-EW2R32R37/3+1									
										
	HTE-EW2R32R37/3+6									
										
	HTE-EW2R32R37/3+1									
										
Dimmer	Voltage	Power (W)	Lumen (lm)	Beam	Beam Angle	Beam Diameter	Beam	Lumen (lm)	IP65	
3+1	220-240V 50/60Hz	30W/100W	3000/3000	30°	42°/135° 24°/135°	1000/1000	1-80	1000/1000	IP65	
6+6	220-240V 50/60Hz	60W/100W	6000/3000	30°	42°/135° 24°/135°	1000/1000	1-80	1000/1000	IP65	
8+8	220-240V 50/60Hz	80W/100W	8000/3000	30°	42°/135° 24°/135°	1000/1000	1-80	1000/1000	IP65	



HTECDAD-EMERGENCY



HTECDAD-EMERGENCY



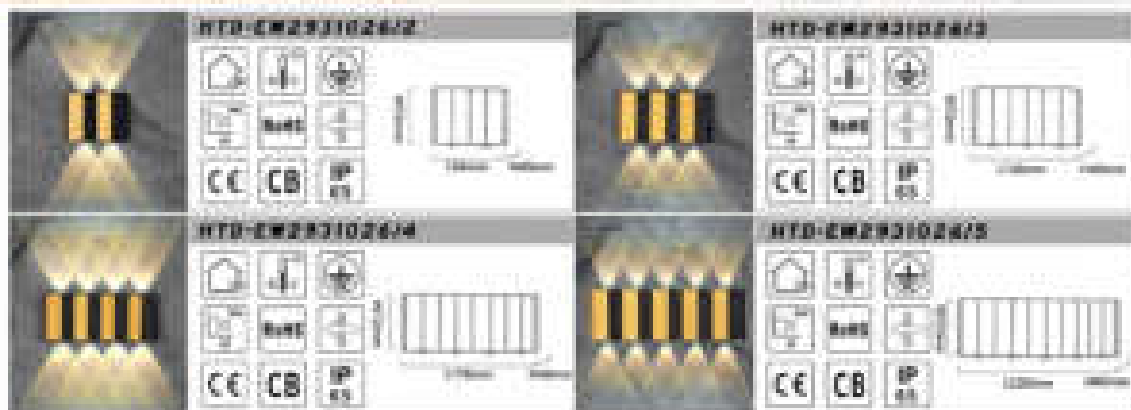
HTECDAD-EMERGENCY



HTECDAD-EMERGENCY



Wattage	Material	Dimensions	Color	Type	Voltage	No.	Lumen (lm)	IP Rate
4*10W	Die-cast Aluminum	80x80x100mm	3000K, 4000K	SMD	AC85-265V 50/60Hz	1-80	110lm/W	IP45
4*10W	Die-cast Aluminum	80x80x100mm	3000K, 4000K	SMD	AC85-265V 50/60Hz	1-80	110lm/W	IP45
8*10W	Die-cast Aluminum	80x80x100mm	3000K, 4000K	SMD	AC85-265V 50/60Hz	1-80	110lm/W	IP45
16*10W	Die-cast Aluminum	80x80x100mm	3000K, 4000K	SMD	AC85-265V 50/60Hz	1-80	110lm/W	IP45
32*10W	Die-cast Aluminum	80x80x100mm	3000K, 4000K	SMD	AC85-265V 50/60Hz	1-80	110lm/W	IP45




Modelo	Material	Material de la pared	ETL	CE	Temperatura	Color	No.	Longitud x Ancho x Alto	Altura
6" W	Aluminio	Acabado mate negro	3000K/3000K	50C	ACER 20W 5000K	1.18" x 1.18" x 1.18"	1-80	110mm x 110mm x 110mm	110mm
6" W	Aluminio	Acabado mate negro	3000K/3000K	50C	ACER 20W 5000K	1.18" x 1.18" x 1.18"	1-80	110mm x 110mm x 110mm	110mm
6" W	Aluminio	Acabado mate negro	3000K/3000K	50C	ACER 20W 5000K	1.18" x 1.18" x 1.18"	1-80	110mm x 110mm x 110mm	110mm
6" W	Aluminio	Acabado mate negro	3000K/3000K	50C	ACER 20W 5000K	1.18" x 1.18" x 1.18"	1-80	110mm x 110mm x 110mm	110mm




	HTD-EW28320211									
	HTD-EW28320213									
	HTD-EW28320214									
Model	Power	Material	Size	Color	Control	Size	W	H	Mounting hole	Weight
HTD-EW28320211	10W	Aluminum	100mm x 100mm	Black	AC85-265V 0-10V	100mm x 100mm	100mm	100mm	100mm	100g
HTD-EW28320213	30W	Aluminum	300mm x 100mm	Black	AC85-265V 0-10V	300mm x 100mm	300mm	100mm	100mm	300g
HTD-EW28320214	40W	Aluminum	400mm x 100mm	Black	AC85-265V 0-10V	400mm x 100mm	400mm	100mm	100mm	400g




HTD-EW2932032/3



HTD-EW2932032/5



HTD-EW2932032/7



Modelo	Nombre	Material	Color	Dim.	Alto	Longitud	Paq.	Peso (kg)	IP
HTD-EW2932032/3	HTD-EW2932032/3	Aluminio	Blanco	1000x1000x100	100	1000x1000x100	1	100kg	IP65
HTD-EW2932032/5	HTD-EW2932032/5	Aluminio	Blanco	1000x1000x100	100	1000x1000x100	1	100kg	IP65
HTD-EW2932032/7	HTD-EW2932032/7	Aluminio	Blanco	1000x1000x100	100	1000x1000x100	1	100kg	IP65



Year	City	Population	Area	Population Density	Area	Population Density	Area	Population Density
2010	City of London	2,500,000	1,500 km ²	1,667/km ²	1,500 km ²	1,667/km ²	1,500 km ²	1,667/km ²
2010	City of London	2,500,000	1,500 km ²	1,667/km ²	1,500 km ²	1,667/km ²	1,500 km ²	1,667/km ²
2010	City of London	2,500,000	1,500 km ²	1,667/km ²	1,500 km ²	1,667/km ²	1,500 km ²	1,667/km ²



HTD-EW2938610/4




HTD-EW2938610/6




HTD-EW2938610/7



Model	Power	Material	Size	Color	Light Source	Beam Angle	Light Output	Life Span
HTD-EW2938610/4	20W	Aluminum	100mm x 100mm	Black	LED	120°	1800lm	50,000h
HTD-EW2938610/6	20W	Aluminum	100mm x 100mm	Black	LED	120°	1800lm	50,000h
HTD-EW2938610/7	20W	Aluminum	100mm x 100mm	Black	LED	120°	1800lm	50,000h



WFO-TV 30 JUNE 30



MTWTFSS 2838237-8






ИТОГОВЫЙ КОЭФФИЦИЕНТ





Case no.	Case name	Reference	DOI	Type	Material	Size	λ_0	Losses (dB)	Ref. [10]
1st	Fig. 1(a)	Wang et al. [2015]	10.1002/lcoe.12004	WCD	SiO ₂ /Si	1000 nm × 1000 nm	1.55	0.05 dB/cm	[14]
2nd	Fig. 1(b)	Wang et al. [2015]	10.1002/lcoe.12004	WCD	SiO ₂ /Si	1000 nm × 1000 nm	1.55	0.05 dB/cm	[14]
3rd	Fig. 1(c)	Wang et al. [2015]	10.1002/lcoe.12004	WCD	SiO ₂ /Si	1000 nm × 1000 nm	1.55	0.05 dB/cm	[14]



HTD-EM2938212/3




HTD-EM2938212/5




Modelo	Material	Acabamento	Tipo	Dim.	Voltagem	Consumo	Fluxo	Luminosidade	Garantia
4W	Alumínio	BR/WH/GR	Externa	120x120x120	120V	4W	400lm	1000lm	36m
10W	Alumínio	BR/WH/GR	Externa	120x120x120	120V	10W	1000lm	1000lm	36m




HTD-EN2938216/4



HTD-EN2938216/6




HTD-EN2938216/8




HTD-EN2938216/10




Model	Material	Finish	Color	Size	Power	Light Output	Beam Angle	Life Span	IP Rating
4W	Die-cast Aluminum	Brushed/Black	1000K, 4000K	50W	AC220-240V 50/60Hz	400lm/1000lm	> 80°	100,000h	IP65
6W	Die-cast Aluminum	Brushed/Black	1000K, 4000K	50W	AC220-240V 50/60Hz	600lm/1500lm	> 80°	100,000h	IP65
8W	Die-cast Aluminum	Brushed/Black	1000K, 4000K	50W	AC220-240V 50/60Hz	800lm/2000lm	> 80°	100,000h	IP65
10W	Die-cast Aluminum	Brushed/Black	1000K, 4000K	50W	AC220-240V 50/60Hz	1000lm/2500lm	> 80°	100,000h	IP65




HTE-EW293818




HTE-EW293818/4




HTE-EW293818/4





HTE-EW293818/8





Modelo	Material	Material	Color	Dim	Modelo	Material	Material	Color	Dim	Power	IP
EW	Aluminum	Aluminum	Black/White	180°	EW	Aluminum	Aluminum	Black/White	180°	18W	IP44
EW	Aluminum	Aluminum	Black/White	180°	EW	Aluminum	Aluminum	Black/White	180°	18W	IP44
EW	Aluminum	Aluminum	Black/White	180°	EW	Aluminum	Aluminum	Black/White	180°	18W	IP44
EW	Aluminum	Aluminum	Black/White	180°	EW	Aluminum	Aluminum	Black/White	180°	18W	IP44




HTD-EN293133/5




HTD-EN293133/6





HTD-EN293133/8




Modelo	Material	Alimentación	CC	Color	Temperatura de Color	Flujo luminoso	Alto	Diámetro (mm)	Profundidad
HTD-EN	Aluminio anodizado	80/240V	1000x1000	BLANCO	4000-6500K	2800lm	100	100x100	40
HTD-EN	Aluminio anodizado	80/240V	1000x1000	BLANCO	4000-6500K	2000lm	100	100x100	40
HTD-EN	Aluminio anodizado	80/240V	1000x1000	BLANCO	4000-6500K	2200lm	100	100x100	40



HTD-EW293133/3



HTD-EW293133/4



Modelo	Materia	Alimentación	Watt	Clase	Temperatura ambiente	Material	Color	Luminosidad	IP
4" W	Aluminio	230V/50Hz	10W/100lm	SMD	AC/DC 24V/50/60Hz	Aluminio negro	Blanco	> 80	IP65
2" W	Aluminio	230V/50Hz	10W/100lm	SMD	AC/DC 24V/50/60Hz	Aluminio negro	Blanco	> 80	IP65



HTEC HL 009-00000001
Size: 170x120x100 mm
Voltage: 12V
Voltage: 85-265V 50/60Hz
Material: Aluminium-PC
IP65



HTEC HL 009-00000002
Size: 120x120x100 mm
Voltage: 12V
Voltage: 85-265V 50/60Hz
Material: Aluminium-PC
IP65



HTEC HL 009-00000003
Size: 170x100x100 mm
Voltage: 12V
Voltage: 85-265V 50/60Hz
Material: Aluminium-PC
IP65



HTEC HL 009-00000004
Size: 180x150x100 mm
Voltage: 12V
Voltage: 85-265V 50/60Hz
Material: Aluminium-PC
IP65 180° rotation



HTEC HL 009-00000005
Size: 100x100x100 mm
Voltage: 12V
Voltage: 85-265V 50/60Hz
Material: Aluminium-PC
IP65 180° rotation



HTEC HL 009-00000006
Size: 180x200 mm
Voltage: 12V
Voltage: 85-265V 50/60Hz
Material: Aluminium-PC
IP65



HTEC HL 009-00000007
Size: 180x120x100 mm
Voltage: 12V
Voltage: 85-265V 50/60Hz
Material: Aluminium-PC
IP65




HTEC HL 009-00000008
Size: 120x120x110 mm
Voltage: 12V
Voltage: 85-265V 50/60Hz
Material: Aluminium-PC
IP65



HTEC HL 009-00000009
Size: 120x120x110 mm
Voltage: 12V
Voltage: 85-265V 50/60Hz
Material: Aluminium-PC
IP65



ITEM NO. HTS-000000047/1
Size: 75x200 mm
Parttype: 00
Voltage: 00-250V 50/60Hz
Material: Aluminium-PE
IP65 360 rotation



ITEM NO. HTS-000000048/1
Size: 175x100x500 mm
Parttype: 00
Voltage: 00-250V 50/60Hz
Material: Aluminium-PE
IP65 360 rotation



ITEM NO. HTS-000000049/1
Size: 100x50 mm
Parttype: 00
Voltage: 00-250V 50/60Hz
Material: Aluminium
IP65 360 rotation



ITEM NO. HTS-000000057/1
Size: 75x200 mm
Parttype: 2x00
Voltage: 00-250V 50/60Hz
Material: Aluminium-PE
IP65 360 rotation



ITEM NO. HTS-000000058/1
Size: 225x200x100 mm
Parttype: 2x00
Voltage: 00-250V 50/60Hz
Material: Aluminium-PE
IP65 360 rotation



ITEM NO. HTS-000000059/1
Size: 25x150 mm
Parttype: 00
Voltage: 00-250V 50/60Hz
Material: Aluminium
IP65 360 rotation



ITEM NO. HTS-000000050/1
Size: 80x50x100mm/54x50x150mm
Parttype: 2x00 / 0000
Voltage: 00-250V 50/60Hz
Material: Aluminium
IP65 00 rotation



ITEM NO. HTS-000000061/1
Size: 80x50x125 mm
Parttype: 00
Voltage: 00-250V 50/60Hz
Material: Aluminium
IP65 360 rotation



ITEM NO. HTS-000000062/1
Size: 80x50x100 mm
Parttype: 2x00
Voltage: 00-250V 50/60Hz
Material: Aluminium
IP65 00 rotation



ITEM NO. HTD-GR000001
Size: 180x180x110mm
Voltage: 0W
Voltage: 85-265V 50/60Hz
Material: Aluminum
1760



ITEM NO. HTD-GR000002
Size: 150x200x70mm
Voltage: 0W
Voltage: 85-265V 50/60Hz
Material: Aluminum
1760



ITEM NO. HTD-GR000003
Size: 180x170x110mm
Voltage: 0W
Voltage: 85-265V 50/60Hz
Material: Aluminum
1760



ITEM NO. HTD-GR000004
Size: 180x180x110mm
Voltage: 0W
Voltage: 85-265V 50/60Hz
Material: Aluminum
1760



ITEM NO. HTD-GR000005
Size: 180x180x70mm
Voltage: 0W
Voltage: 85-265V 50/60Hz
Material: Aluminum
1760



ITEM NO. HTD-GR000006
Size: 180x180x110mm
Voltage: 0W
Voltage: 85-265V 50/60Hz
Material: Aluminum
1760



ITEM NO. HTD-GR000007
Size: 180x80x100 mm
Voltage: 0W
Voltage: 85-265V 50/60Hz
Material: Aluminum
1760



ITEM NO. HTD-GR000008
Size: 180x180x120 mm
Voltage: 0W
Voltage: 85-265V 50/60Hz
Material: Aluminum
1760



ITEM NO. HTD-GR000009
Size: 200x100x100mm
Voltage: 0W
Voltage: 85-265V 50/60Hz
Material: Aluminum
1760



ITEM NO. HTD-00000000-0
Size: 180x12.5cm
Weight: 2kg
Voltage: 85-260V 50/60Hz
Material: Aluminum
IP65




ITEM NO. HTD-00000000-0
Size: 120.0x124cm
Weight: 2kg
Voltage: 85-260V 50/60Hz
Material: Aluminum
IP65




ITEM NO. HTD-00000000-1
Size: 200x124cm
Weight: 2kg
Voltage: 85-260V 50/60Hz
Material: Aluminum
IP65



ITEM NO. HTD-00000000-2
Size: 200x124cm
Weight: 2kg
Voltage: 85-260V 50/60Hz
Material: Aluminum
IP65




ITEM NO. HTD-00000000-3
Size: 200x124cm
Weight: 2kg
Voltage: 85-260V 50/60Hz
Material: Aluminum
IP65




ITEM NO. HTD-00000000-4
Size: 200x124cm
Weight: 2kg
Voltage: 85-260V 50/60Hz
Material: Aluminum
IP65




ITEM NO. HTD-00000000-5
Size: 200x124cm
Weight: 2kg
Voltage: 85-260V 50/60Hz
Material: Aluminum
IP65



ITEM NO. HTD-00000000-6
Size: 200x124cm
Weight: 2kg
Voltage: 85-260V 50/60Hz
Material: Aluminum
IP65




ITEM NO. HTD-00000000-7
Size: 84x110x100x140x150cm
Weight: 2kg
Voltage: 85-260V 50/60Hz
Material: Aluminum
IP65




Model	Material	Size	Power	Watt	Color	Beam Angle	Life	Dimming	Remote
HTD-EW293222	Aluminum Alloy	118x118x118mm	10W	10W	White	120°	50,000h	Yes	Yes
HTD-EW293221	Aluminum Alloy	118x118x118mm	10W	10W	White	120°	50,000h	Yes	Yes


HTD-EW293211





HTD-EW293213





HTD-EW293213



HTD-EW293230



Power	Material	Dimensions	Color	Package	Weight	LED	Beam Angle	IP Rating
12W	Plastic / Aluminum	80/94	2800K, 4000K	540	400g / 250g	1.5m / 1.5m / 1.5m	110°	IP55




Material	Material	Dimensions	CSF	CSF	Material	Size	CS	Control System	# of Bars
1W	On-Cell Aluminum	3000W	1000x1000x	000	ALUMINUM 3000W	2000x2000x15mm	-00	100 m ² /W	4000
1W	On-Cell Aluminum	3000W	1000x1000x	000	ALUMINUM 3000W	2000x2000x15mm	-00	100 m ² /W	4000
1W	On-Cell Aluminum	3000W	1000x1000x	000	ALUMINUM 3000W	2000x2000x15mm	-00	100 m ² /W	4000



Model: HIT2CDAD-1000
Maximal diameter: 100mm
Length: 1000mm
Weight: 10kg
Max. Power: 100W



Model: HIT2CDAD-1500
Maximal diameter: 150mm
Length: 1500mm
Weight: 15kg
Max. Power: 150W




Model: HIT2CDAD-2000
Maximal diameter: 200mm
Length: 2000mm
Weight: 20kg
Max. Power: 200W



Model: HIT2CDAD-1000
Maximal diameter: 100mm
Length: 1000mm
Weight: 10kg
Max. Power: 100W



Model: HIT2CDAD-1500
Maximal diameter: 150mm
Length: 1500mm
Weight: 15kg
Max. Power: 150W



Model: HIT2CDAD-2000
Maximal diameter: 200mm
Length: 2000mm
Weight: 20kg
Max. Power: 200W



