



RECIPROCATATING SAW BLADE

CONTACT US

Johnson Tools Manufactory Co., Ltd Suzhou Johnson Import and Export Co., Ltd

Since 2000 year, our company Johnson Tools Manufactory Co.,Ltd started to manufacture and export diamond tools for stone working and construction industry for worldwide countries. Since 2005 year, we established our own import and export company, named Johnson Import and Export Co.,Ltd.

We enjoy good reputation among customers with trustworthy product quality and creditable service. Provide good quality diamond tools on sawing, drilling, grinding and polishing, profiling industry.



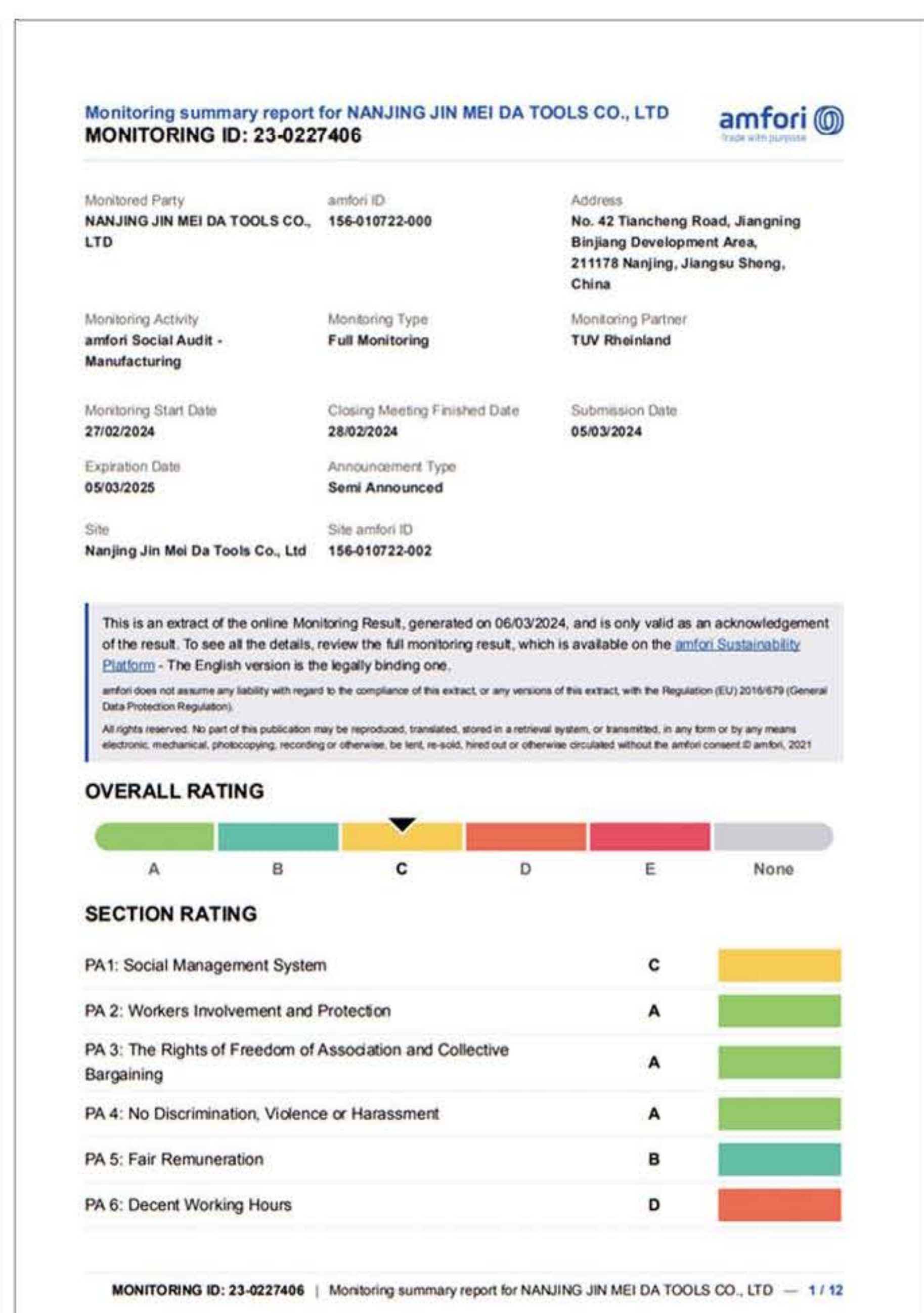
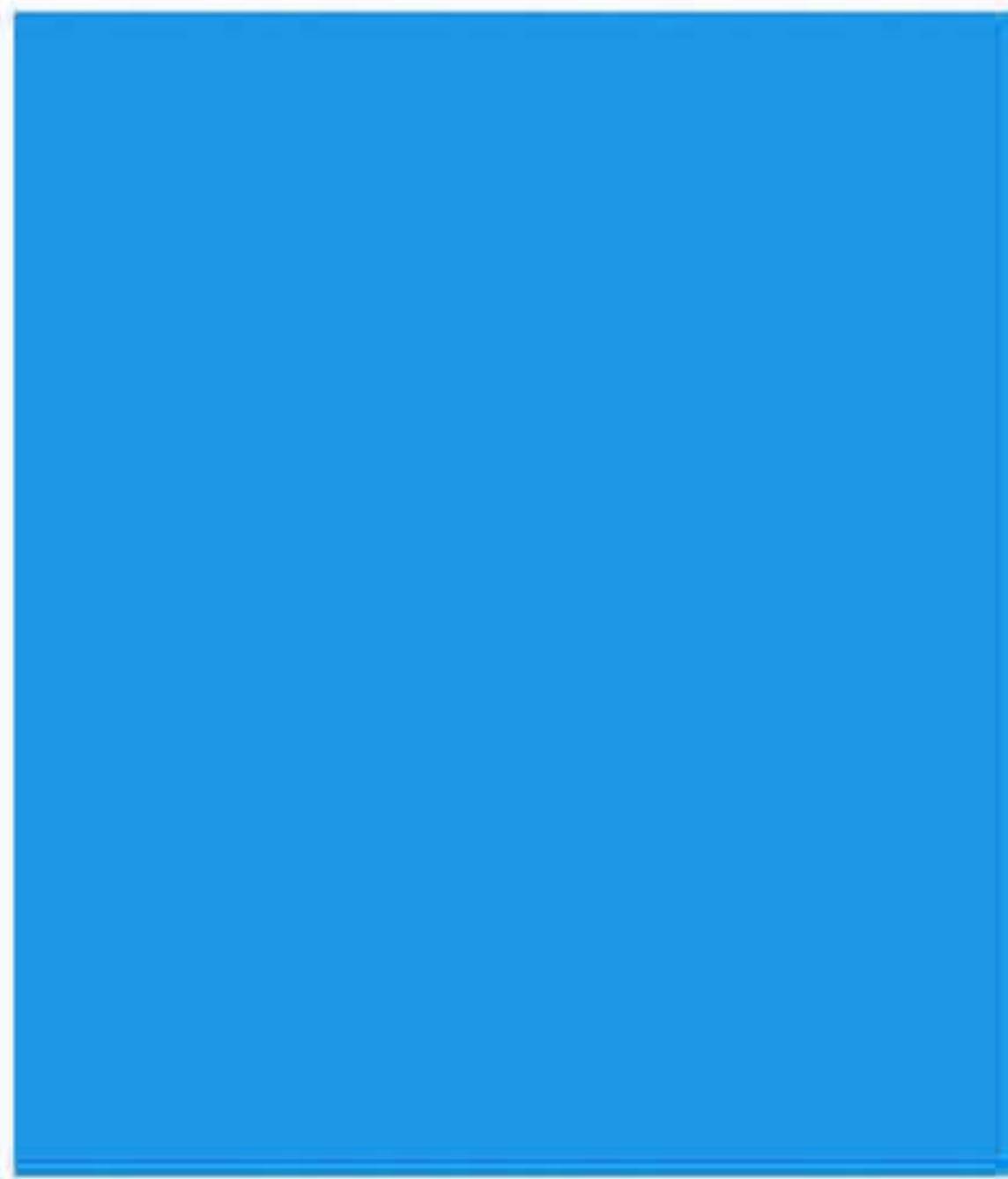


Producing
High-quality
Diamond Tools

CONTENTS

Reciprocating Saw Blades

- Basic for Wood
- Specialty (Diamond and Carbide Teeth)
- Flexible for Metal
- Progressive for Metal
- Heavy for Metal
- Flexible for Wood with Metal
- Heavy for Wood with Metal
- Metal Cutting
- Wood and All Purpose
- Special for Soft Material
- Hand Sawing and Other PTA



ISO9001:2005

BSCI

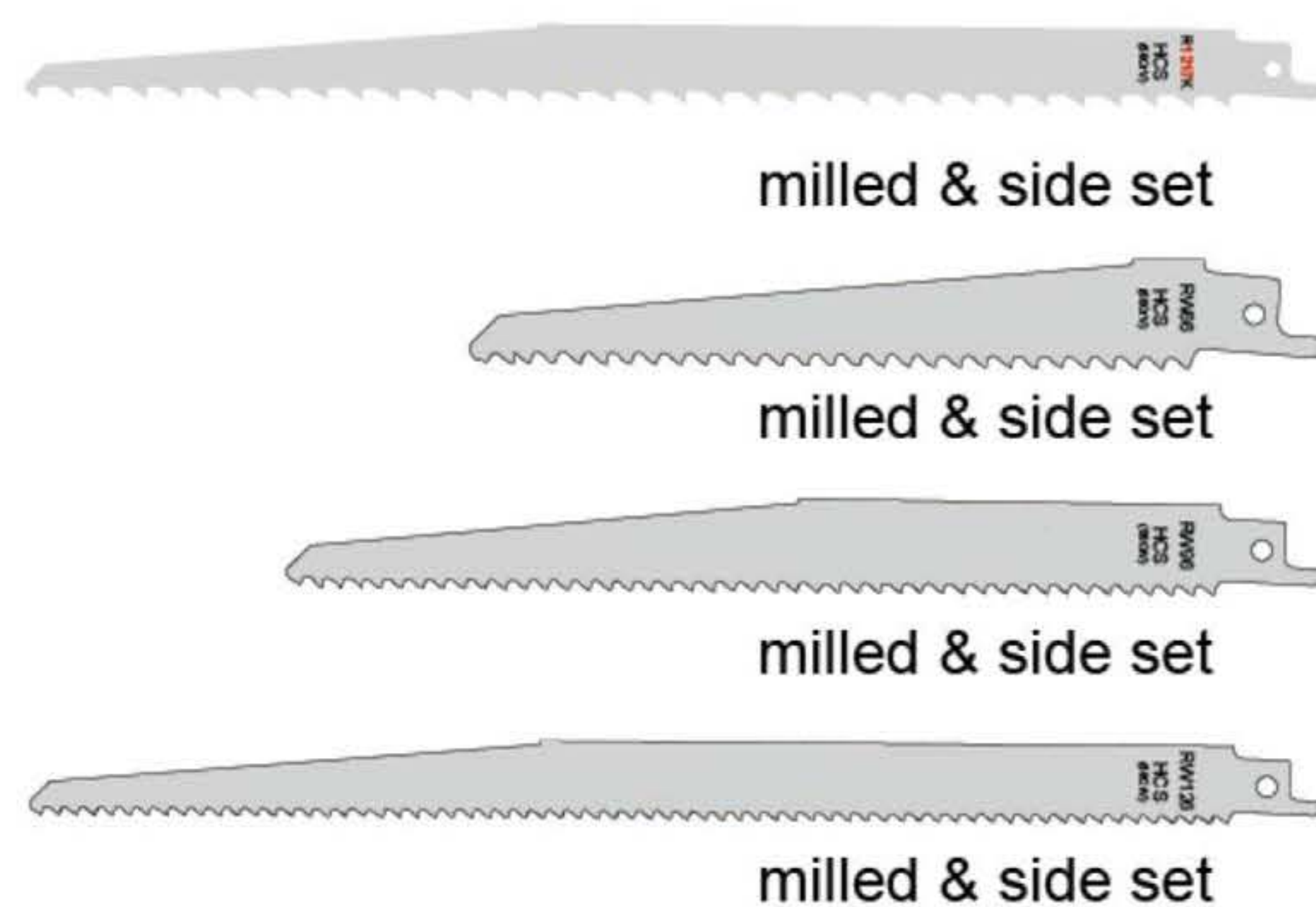
BEPI

RECIP SAW BLADES

1/2" shank for reciprocating saws

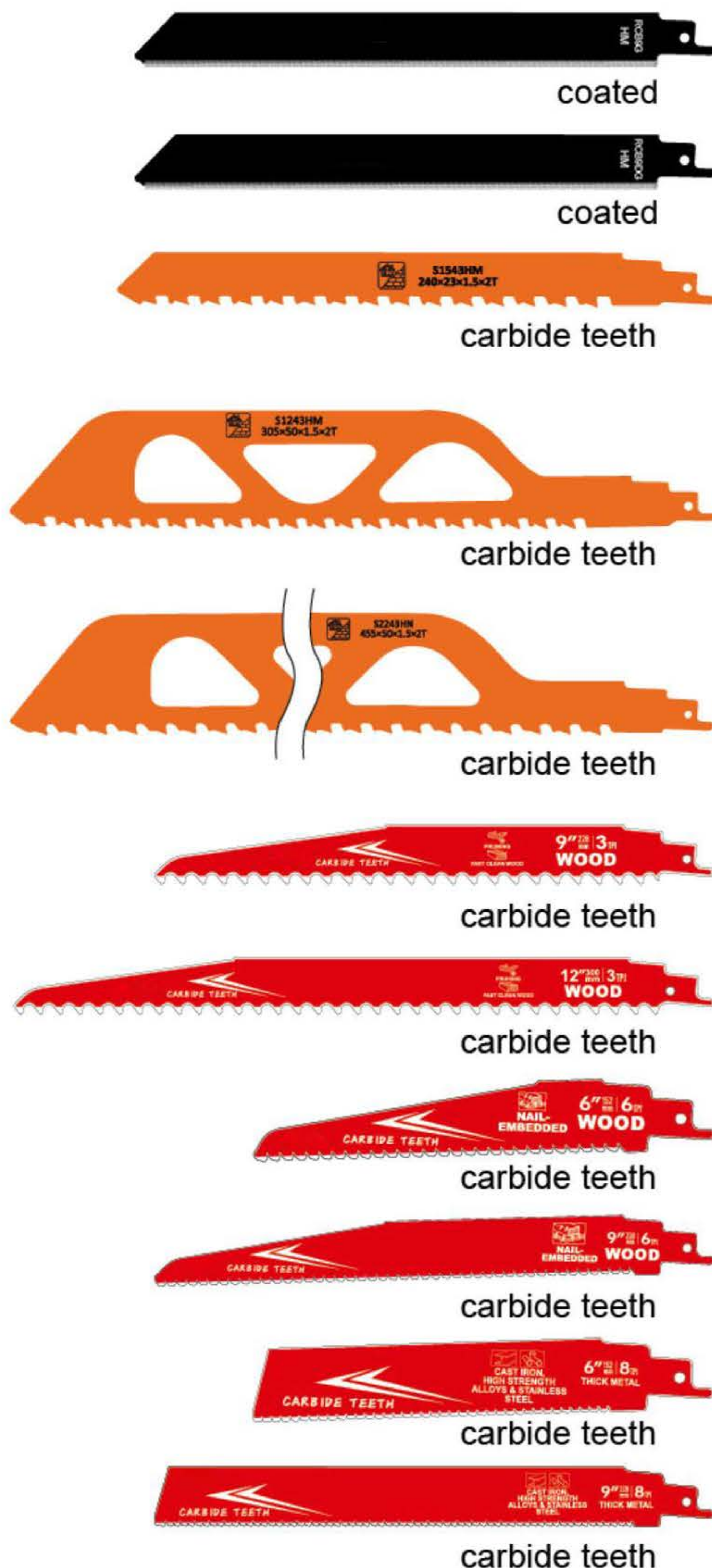
For Atlas Copco, Black&Decker, Bosch, Flex, Hitachi, Makita, Metabo, Milwaukee, Porter Cable, Skil, Rockwell.

Basic for wood



| 型号 Item | 锯条长 × 宽 × 厚 L×W×T(mm) | 齿数 Teeth Per Inch | 材料 Material |
|--|--------------------------|----------------------|----------------|
| R1217K | 300×19×1.25 | 3 | HCS(58CrV) |
| Coarse wood, free of nails (20-250mm), pruning green wood (dia. < 250mm) | | | |
| RW66 | 150×19×1.2 | 6 | HCS(58CrV) |
| Wood and PVC/plastics | | | |
| RW96 | 230×19×1.2 | 6 | HCS(58CrV) |
| Wood and PVC/plastics | | | |
| RW126 | 300×19×1.2 | 6 | HCS(58CrV) |
| Wood and PVC/plastics | | | |

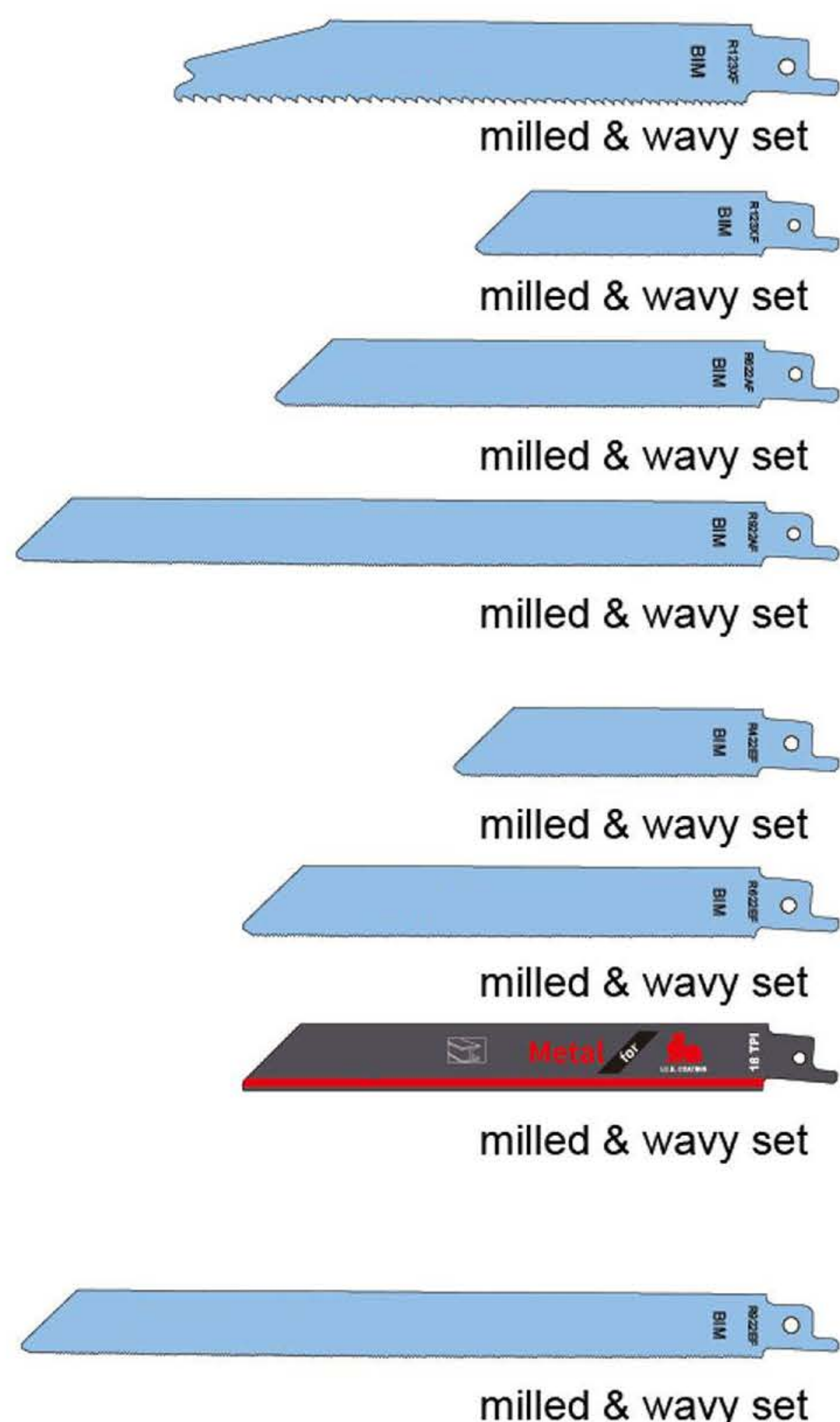
Specialty reciprocating saw blades



| | | | |
|---|------------|-------------|---------------|
| RCB9G | 225×19×1.0 | 30G | Carbide grit |
| Cast iron, brick, plaster/drywall, tile, fiberglass | | | |
| RCB9DG | 225×19×1.0 | 50G | Carbide grit |
| Cast iron, brick, plaster/drywall, tile, fiberglass | | | |
| RS1543HM | 240×23×1.5 | 2 | Carbide teeth |
| For small bricks up to a material thickness of 150 mm, suitable for masonry, brick, aerated concrete, sand-lime brick, cement composite panels | | | |
| RS1243HM | 305×50×1.5 | 2 | Carbide teeth |
| For medium-sized bricks up to a material thickness of 215 mm, suitable for masonry, brick, aerated concrete, sand-lime brick, cement composite panels | | | |
| RS2243HM | 455×50×1.5 | 2 | Carbide teeth |
| For large bricks up to a material thickness of 365 mm, suitable for masonry, brick, aerated concrete, sand-lime brick, cement composite panels | | | |
| RS924HM | 228×25×1.3 | 3(24 teeth) | Carbide+HCS |
| Pruning, fast clean wood | | | |
| RS1233HM | 300×25×1.3 | 3(33 teeth) | Carbide+HCS |
| Pruning, fast clean wood | | | |
| RS628HM | 152×25×1.3 | 6(28 teeth) | Carbide+HCS |
| Nailed-embedded wood | | | |
| RS945HM | 228×25×1.3 | 6(45 teeth) | Carbide+HCS |
| Nailed-embedded wood | | | |
| RS639HM | 152×25×1.3 | 8(39 teeth) | Carbide+HCS |
| Cast iron, high strength alloy&stainless steel | | | |
| RS965HM | 228×25×1.3 | 8(65 teeth) | Carbide+HCS |
| Cast iron, high strength alloy&stainless steel | | | |

RECIP SAW BLADES

Flexible for metal



型号
Item

锯条长 × 宽 × 厚
L×W×T(mm)

齿数
Teeth Per Inch

材料
Material

R123XF

150×19×0.9

8-14 Pro.

Bi-Metal

Thin to thick sheet metal (1-8mm), Thin to thick profiles (dia.5-100mm)

R422AF

100×19×0.9

24

Bi-Metal

Thin sheet metal (0.7-3mm) effortless, fine cut

R622AF

150×19×0.9

24

Bi-Metal

Thin sheet metal (0.7-3mm) fine pipes/profiles (dia.5-100mm)*effortless, fine cut

R922AF

225×19×0.9

24

Bi-Metal

Thin sheet metal (0.7-3mm) fine pipes/profiles (dia.5-175mm)*effortless, fine cut, flexible flush cut

R422EF

100×19×0.9

18

Bi-Metal

Thin sheet metal (1.5-4mm)

R622EF

150×19×0.9

18

Bi-Metal

Thin sheet metal (1.5-4mm) pipes/profiles (dia.5-100mm)

R622EF

150×19×0.9

18

Bi-Metal

Thin sheet metal (1.5-4mm) pipes/profiles (dia.5-100mm)

Designed with the **Black ICE Coating**, which have 4.5-5 × life vs. standard reciprocating saw blades

R922EF

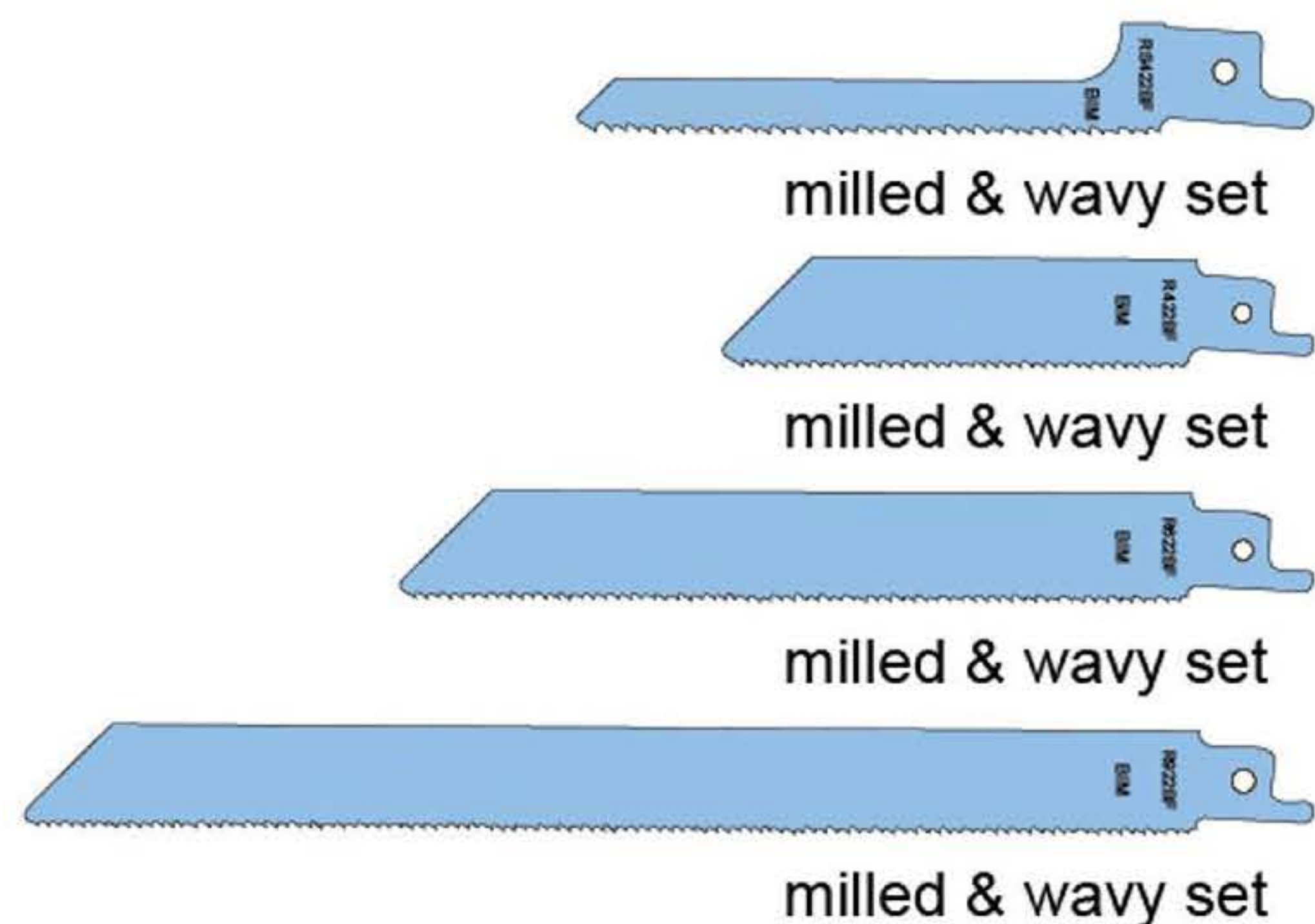
225×19×0.9

18

Bi-Metal

Thin sheet metal (1.5-4mm) pipes/profiles (dia.5-175mm)*flexible flush cut

Progressive for metal



RS422BF

100×16×0.9

14

Bi-Metal

Medium-thick sheet metal (1.5-6mm) especially for curved cuts

R422BF

100×19×0.9

14

Bi-Metal

Thick sheet metal (3-8mm) fast cut

R622BF

150×19×0.9

14

Bi-Metal

Thick sheet metal (3-8mm) Solid pipes/profiles (dia.10-100mm) fast cut

R922BF

225×19×0.9

14

Bi-Metal

Thick sheet metal (3-8mm) Solid pipes/profiles (dia.10-100mm) fast cut

Progressive for metal



R825BF

200×19×1.25

14

Bi-Metal

Medium-thick to thick sheet metal (2-8mm) Solid pipes/profiles (dia.10-150mm)

R825HF

200×19×1.25

10

Bi-Metal







Thick sheet metal (3-12mm), solid pipes/profiles (dia.10-150mm) fast cut

RECIP SAW BLADES






1/2" shank for reciprocating saws

For Atlas Copco, Black&Decker, Bosch, Flex, Hitachi, Makita, Metabo, Milwaukee, Porter Cable, Skil, Rockwell.


Heavy for metal

| | 型号 Item | 锯条长 × 宽 × 厚 L × W × T(mm) | 齿数 Teeth Per Inch | 材料 Material |
|--|--|------------------------------|----------------------|----------------|
|  Bi-metal double sides, milled & vavy set | R825HF-2 double side teeth | 200 × 25 × 1.27 | 10+10 | Bi-Metal |
| | Thick sheet metal (3-12mm), solid pipes/profiles (dia.10-150mm) fast cut | | | |
|  milled & wavy set | R825VF | 200 × 19 × 1.25 | 10-14 Pro. | Bi-Metal |
| | Medium-thick to thick sheet metal (2-12mm)Solid pipes/profiles (dia.10-150mm) effortless, fine cut | | | |
|  milled & side set | R620CF | 150 × 22 × 1.6 | 10 | Bi-Metal |
| | Steel plate (4-10mm), solid pipes/profiles (dia.20-100mm) ideal for pipe cutting device for rescue/demolition work powerful, coarse cut | | | |
|  milled & side set | R920CF | 225 × 22 × 1.6 | 10 | Bi-Metal |
| | Steel plate (4-10mm), solid pipes/profiles (dia.20-175mm) ideal for pipe cutting device for rescue/demolition work powerful, coarse cut | | | |
|  milled & side set | RB620F | 150 × 22 × 1.6 | 8+10 | Bi-Metal |
| | Demolition for metal 2x2 tooth pitch (8+12TPI) ideal for fast cutting in metals | | | |
|  milled & side set | RB920F | 225 × 22 × 1.6 | 8+10 | Bi-Metal |
| | Demolition for metal 2x2 tooth pitch (8+12TPI) ideal for fast cutting in metals | | | |

Flexible for wood with metal












| | | | | |
|--|---|----------------|------------|----------|
|  milled & side set | R622HF | 150 × 19 × 0.9 | 10 | Bi-Metal |
| | Wood with nails/metal (5-100mm), sheet metal, pipes, aluminium profiles (3-12mm), pallets | | | |
|  milled & side set | R922HF | 225 × 19 × 0.9 | 10 | Bi-Metal |
| | For pallet repair, wood with nails/metal (5-175mm), sheet metal, pipes, aluminium profiles (3-12mm) flexible flush cut | | | |
|  milled & wavy set | R622VF | 150 × 19 × 0.9 | 10-14 Pro. | Bi-Metal |
| | Wood with nails/metal (5-100mm), sheet metal, pipes, aluminium profiles (3-10mm), pallets profiles (dia.3-100mm) | | | |
|  milled & wavy set | R922VF | 225 × 19 × 0.9 | 10-14 Pro. | Bi-Metal |
| | Wood with nails/metal (5-100mm), sheet metal, pipes, aluminium profiles (3-10mm), pallets profiles (dia.3-100mm) | | | |
|  milled & wavy set | R1222VF | 300 × 19 × 0.9 | 10-14 Pro. | Bi-Metal |
| | Wood with nails/metal (5-250mm), sheet metal, aluminium profiles (3-10mm), plastic profiles (dia.3-250mm) flexible flush cut | | | |

Heavy for wood with metal



| | | | | |
|--|---|-----------------|---|----------|
|  milled & side set | R611DF | 150 × 19 × 1.25 | 6 | Bi-Metal |
| | Wood with nails/metal, chipboards (10-100mm), plastic profiles (dia.5-100mm), plastics/glass fibre reinforced plastics, solid (8-50mm), window frames: wood+metal especially for plunge cut | | | |

RECIP SAW BLADES

Metal reciprocating saw blades

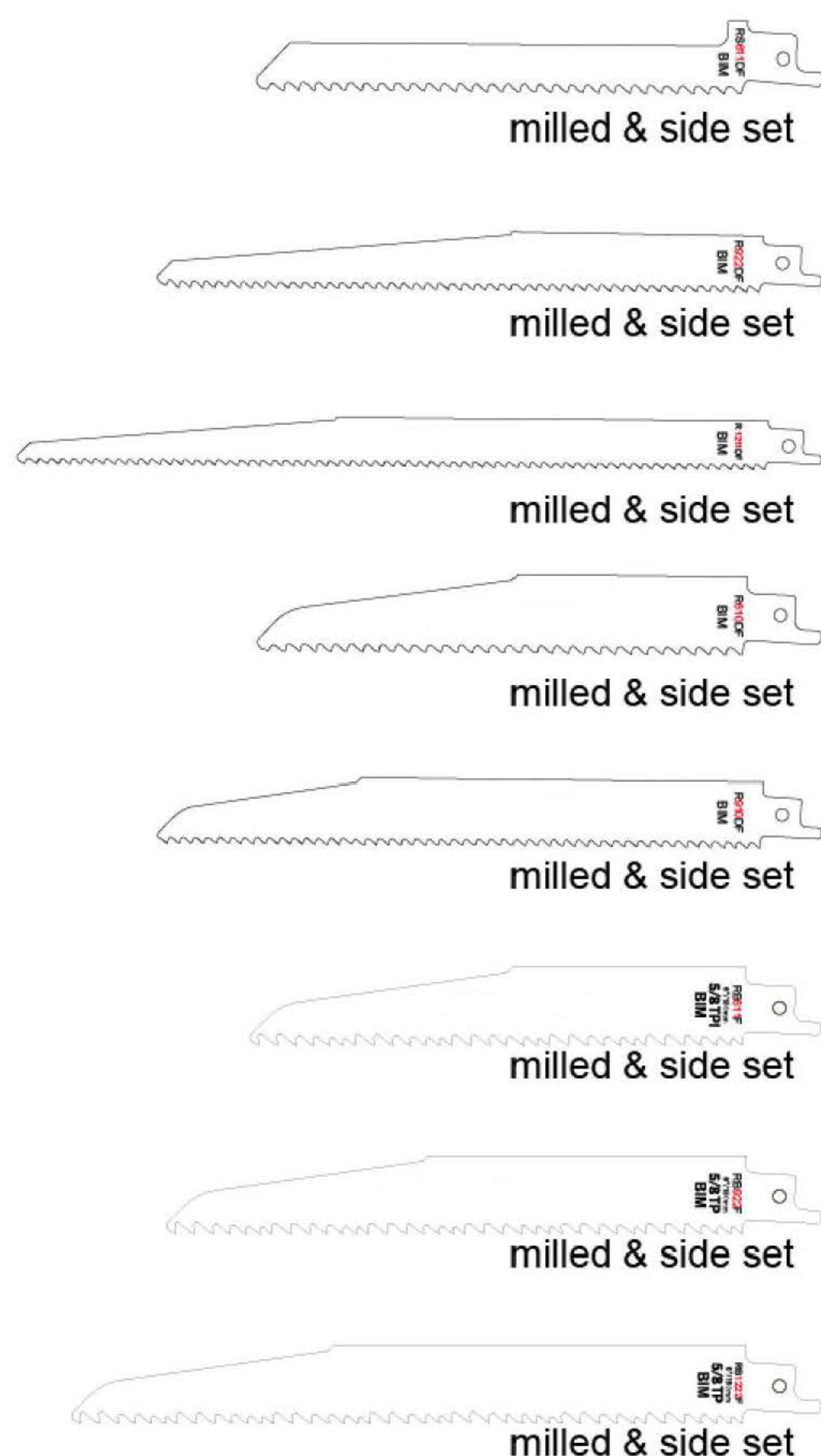
| | 型号 Item | 锯条长 × 宽 × 厚 L × W × T (mm) | 齿数 Teeth Per Inch | 材料 Material |
|--|--|-------------------------------|----------------------|----------------|
|  milled & wavy set | RM614 | 150 × 25 × 0.9 | 14 | Bi-Metal |
| | Thick metal (1/8"–1/2") | | | |
|  milled & wavy set | RM914 | 225 × 25 × 0.9 | 14 | Bi-Metal |
| | Thick metal (1/8"–1/2") | | | |
|  milled & wavy set | RM618 | 150 × 25 × 0.9 | 18 | Bi-Metal |
| | Metal (1/8"–5/16"), metal profiles and pipes | | | |
|  milled & wavy set | RM918 | 225 × 25 × 0.9 | 18 | Bi-Metal |
| | Metal (1/8"–5/16"), metal profiles and pipes | | | |
|  milled & wavy set | RM918 | 225 × 25 × 0.9 | 18 | Bi-Metal |
| | Metal (1/8"–5/16"), metal profiles and pipes | | | |
|  milled & wavy set | RM1218 | 300 × 25 × 0.9 | 18 | Bi-Metal |
| | Metal (1/8"–5/16"), metal profiles and pipes | | | |
|  milled & wavy set | RM624 | 150 × 25 × 0.9 | 24 | Bi-Metal |
| | Sheet metal (10–16 gauge) | | | |
|  milled & wavy set | RM924 | 225 × 25 × 0.9 | 24 | Bi-Metal |
| | Sheet metal (10–16 gauge) | | | |
|  milled & wavy set | RD6V | 150 × 19 × 1.25 | 10-14 | Bi-Metal |
| | All purpose demolition, wood with nails, PVC/plastics, metal (1/8"–1/4"), aluminum and other non-ferrous metals. | | | |
|  milled & wavy set | RD9V | 225 × 19 × 1.25 | 10-14 | Bi-Metal |
| | All purpose demolition, wood with nails, PVC/plastics, metal (1/8"–1/4"), aluminum and other non-ferrous metals. | | | |
|  milled & wavy set | RD12V | 300 × 19 × 1.25 | 10-14 | Bi-Metal |
| | All purpose demolition, wood with nails, PVC/plastics, metal (1/8"–1/4"), aluminum and other non-ferrous metals. | | | |

Wood and all purpose

| | | | | |
|--|--|-----------------|------|----------|
|  milled & side set | R3454XF | 150 × 19 × 1.27 | 6-12 | Bi-Metal |
| | Wood with nails/metal, chipboard (<100 mm), sheet metals, aluminium profiles (3-18 mm), glass fibre reinforced plastic/epoxy (<100 mm) | | | |
|  milled & side set | R3456XF | 200 × 19 × 1.27 | 6-12 | Bi-Metal |
| | Wood with nails/metal, chipboard (<150 mm), sheet metals, aluminium profiles (3-18 mm), glass fibre reinforced plastic/epoxy (<150 mm) | | | |

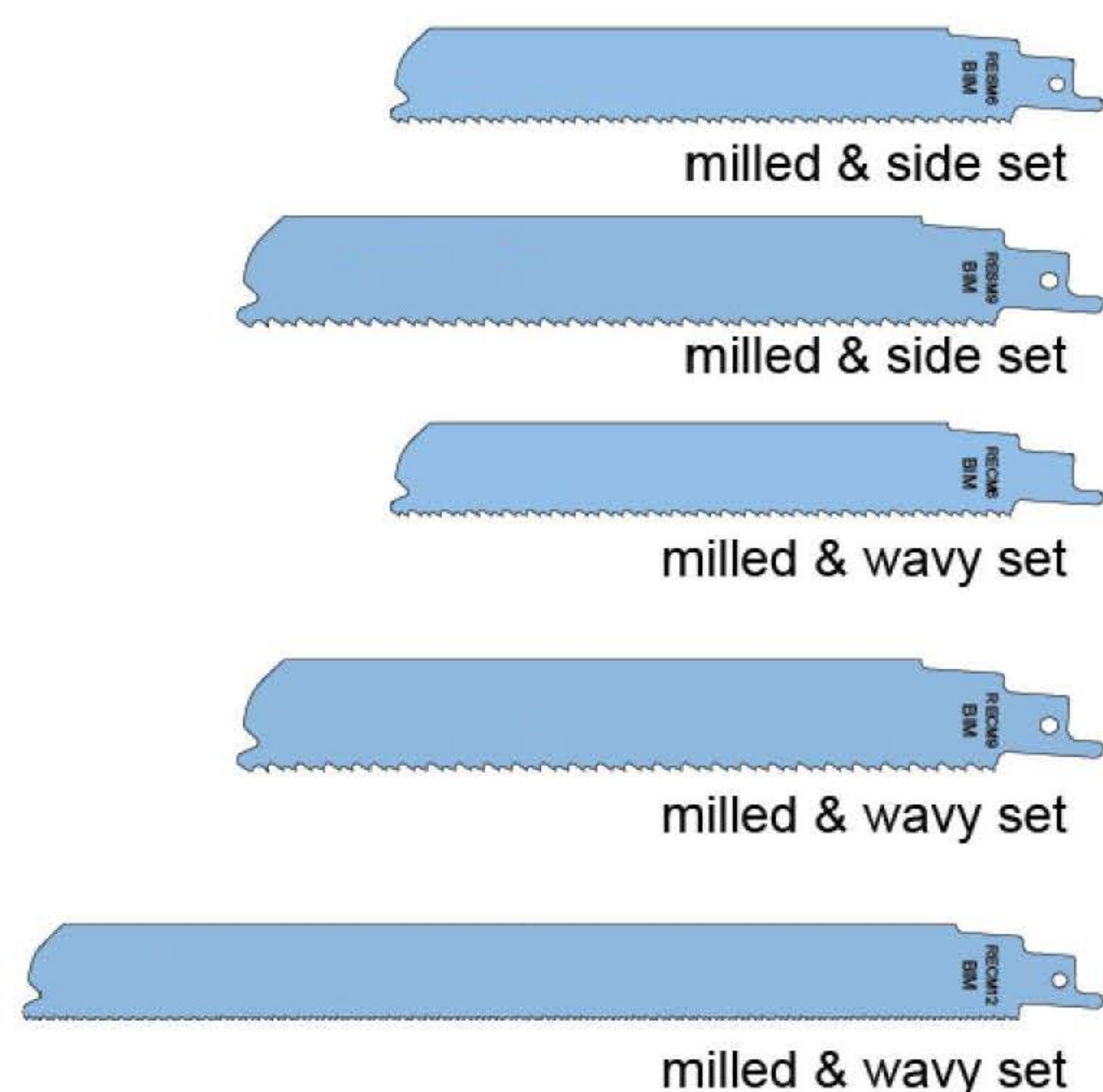
RECIP SAW BLADES

Heavy for wood with metal



| 型号 Item | 锯条长 × 宽 × 厚 L×W×T(mm) | 齿数 Teeth Per Inch | 材料 Material |
|---|--------------------------|----------------------|----------------|
| RS611DF | 150×16×1.25 | 6 | Bi-Metal |
| Wood with nails/metal, chipboards (10-100mm), plastics/glass fibre reinforced plastics, solid (8-50mm) especially for curve cut | | | |
| R922DF | 225×19×1.25 | 6 | Bi-Metal |
| Wood with nails/metal, chipboards (10-175mm), plastic profiles (dia.5-175mm), plastics/glass fibre reinforced plastics, solid (8-50mm) | | | |
| R1211DF | 300X19X1.25 | 6 | Bi-Metal |
| Wood with nails/metal, chipboards (10-250mm), aerated concrete (10-250mm), plastics/glass fibre reinforced plastics, profiles (5-60mm) | | | |
| R610DF | 150×22×1.6 | 6 | Bi-Metal |
| Wood with nails/metal, chipboards (10-100mm), plastics/glass fibre reinforced plastics, solid (8-50mm), wall cutouts: wood+metal (< 75mm) *for rescue/demolition work | | | |
| R910DF | 225×22×1.6 | 6 | Bi-Metal |
| Wood with nails/metal, chipboards (10-175mm), plastic profiles (dia.5-175mm), plastics/glass fibre reinforced plastics, solid (8-50mm) | | | |
| RB611F | 150×22×1.6 | 5-8 Pro. | Bi-Metal |
| Demolition for wood nails Variable 5/8 tooth pitch ideal for heavy demolition work in wood with nails, but strong enough to handle thick metals and other materials | | | |
| RB922F | 225×22×1.6 | 5-8 Pro. | Bi-Metal |
| Demolition for wood nails Variable 5/8 tooth pitch ideal for heavy demolition work in wood with nails, but strong enough to handle thick metals and other materials | | | |
| RB1222F | 300×22×1.6 | 5-8 Pro. | Bi-Metal |
| Demolition for wood nails Variable 5/8 tooth pitch ideal for heavy demolition work in wood with nails, but strong enough to handle thick metals and other materials | | | |

Metal reciprocating saw blades



| | | | |
|---|------------|-------|----------|
| RESM6 | 150×25×1.1 | 8/10 | Bi-Metal |
| Speed for heavy metal Patented 2x2 tooth pitch (8+10TPI) ideal for fast cuts in metal | | | |
| RESM9 | 225×25×1.1 | 8/10 | Bi-Metal |
| Speed for heavy metal Patented 2x2 tooth pitch (8+10TPI) ideal for fast cuts in metal | | | |
| RECM6 | 150×25×0.9 | 14/18 | Bi-Metal |
| Clean for heavy metal 2x2 tooth geometry (14+18 TPI) ideal for clean cutting in thick metals and provides longer blade life | | | |
| RECM9 | 225×25×0.9 | 14/18 | Bi-Metal |
| Clean for heavy metal 2x2 tooth geometry (14+18 TPI) ideal for clean cutting in thick metals and provides longer blade life | | | |
| RECM12 | 300×25×0.9 | 14/18 | Bi-Metal |
| Clean for heavy metal 2x2 tooth geometry (14+18 TPI) ideal for clean cutting in thick metals and provides longer blade life | | | |

RECIP SAW BLADES

Wood and all purpose

型号
Item

锯条长 × 宽 × 厚
L×W×T(mm)

齿数
Teeth Per Inch

材料
Material



milled & side set

R3458XF

225×19×1.27

6-12

Bi-Metal

Wood with nails/metal, chipboard (<175 mm), sheet metals, aluminium profiles (3-18 mm), glass fibre reinforced plastic/epoxy (<175 mm)



milled & side set

R3459XF

300X19X1.27

6-12

Bi-Metal

Wood with nails/metal, chipboard (<250 mm), sheet metals, aluminium profiles (3-18 mm), glass fibre reinforced plastic/epoxy (<250 mm)



milled & side set

R123XF

150×19×0.9

8-14 Pro.

Bi-Metal

Thin to thick sheet metal (1-8mm), Thin to thick profiles (dia.5-100mm)



milled & side set

R126XF

225×19×0.9

8-14

Bi-Metal

Thin to thick sheet metal (1-8mm), Thin to thick profiles (dia.5-175mm)



milled & side set

RFM12

300×19×0.9

9/12

Bi-Metal

Flush Cuts All Purpose: Wood with nails, PVC/plastics, metal (1/8"-1/4")



ground & side set

RPRW8

200×19×1.3

9/12

HCS(58CrV)

Wood, plywood, chipboard



ground & side set


R644D

150×19×1.3

6

HCS(58CrV)

Construction timber (6-100mm), wooden panels (< 75mm), boards: chip, MDF (6-60mm), plywood, plastic (6-100mm) especially for plunge cuts



ground & side set

R3706D

373×1.2

6

HCS(58CrV)

Coarse wood, free of nails, pruning green wood, firewood



ground & side set


R1531L

240×19×1.5

5

HCS(58CrV)

Coarse wood, free of nails (15-190mm), pruning green wood (dia. < 190mm), fuel wood (dia.15-190mm)



ground & side set

R1532L

300×19×1.5

5

HCS(58CrV)

Coarse wood, free of nails (15-250mm), pruning green wood (dia. < 190mm), fuel wood (dia.15-250mm)



ground & side set

R1542L

240×19×1.5

3

HCS(58CrV)

Coarse wood, free of nails (15-190mm), pruning green wood (dia. < 190mm), fuel wood (dia.15-190mm)



ground & side set

R234X

200×19×1.25

6-10 Pro.

HCS(58CrV)

Construction timber (6-150mm), boards: chip, MDF (medium-density fibreboard) (6-60mm), plywood, plastic (6-150mm), wooden panels (< 175mm)



milled & side set

R617K

150×19×1.25

3

HCS(58CrV)

Coarse wood, free of nails (20-100mm), pruning green wood (dia. < 100mm) especially for curved cuts



milled & side set

R922K



225×19×1.25

3

HCS(58CrV)

Coarse wood, free of nails (20-175mm), fuel wood (dia.20-175mm)

RECIP SAW BLADES

| Special for soft-material | | 型号 Item | 锯条长 × 宽 × 厚 L×W×T(mm) | 齿数 Teeth Per Inch | 材料 Material |
|--|------------------------------------|-------------------------------------|--------------------------|----------------------|----------------|
|  edge | R613A | 150×19×1.0 | knife edge | HCS(58CrV) | |
| | Polystyrene, insulation (10-100mm) | | | | |
|  ground and side set | RS1211K | 300×19×1.2 | 3 | Stainless steel | |
| | | Desined for frozen material cutting | | | |

PACKAGING REFERENCE



10pc CD box



25pc single blister



1pc sandwich packing



1pc single blister



2pc single blister



2pc single blister

The background of the page features abstract, layered blue geometric shapes. At the top, there are several light blue, angular shapes pointing downwards. Below these, a series of darker blue, curved, ribbon-like shapes overlap each other, creating a sense of depth and movement. These shapes are positioned in the upper and middle sections of the page, framing the text area.

Johnson Tools Manufactory Co., Ltd.

Tel:+86-512-62524550,62521716

Fax:+86-512-62524564

<http://www.johnsontoolscn.com>

E-Mail:sales@johnsontoolsscn.com

MF/Whatsapp:+86-18936085316