

iMeetion



BTM010R
USER'S MANUAL

Right-handed ergonomic
Vertical mouse 2.4G&bluetooth

TECHNICAL SPECIFICATION

Operation Mode:	Opto-electronic
Type:	2.4GHz & Bluetooth Dual Mode
Power Type:	Rechargeable
Interface:	USB/Type-C
Key life:	5 million times
Wireless distance:	10m
Gross weight:	105±5g
Product Size:	112*83.5*69.5mm
Resolution:	2400dpi
Battery capacity:	700mA
Tracking speed:	30IPS
Acceleration:	10G
Frame rate:	4000FPS

COMPATIBILITY

Applicable system:

Windows (windows XP / Vista / 7 / 8 / 10 / 11 / Server 2003 / 2000 ,etc) MacOS (macOS 10.10 above is recommended)

In 2.4G mode:

Suitable for desktop computers, notebook computers, smart TV with USB interface, etc

In bluetooth mode:

Suitable for desktop computers, notebook computers, mobile phone, smart TV, etc

GENERAL

The product is made in accordance with FCC standard.

The safe product, conforming to the US and EU requirements.

The product is made in accordance with RoHS standard.

BTM010R
QUICK INSTRUCTIONS

2.4G CONNECTION
Step 1



Take out the usb receiver on the
bottom of the mouse



Insert computer USB interface

(When the product is used for the first time, an automatic hardware installation prompt will pop up in the lower right corner of the computer)

BTM010R
QUICK INSTRUCTIONS

2.4G CONNECTION
Step 3



- 1 Turn on the power switch to green
- 2 Short press the mode switch button to green



The mouse is connected and
used normally

BTM010R
QUICK INSTRUCTIONS

1

BT CONNECTION
Step 1




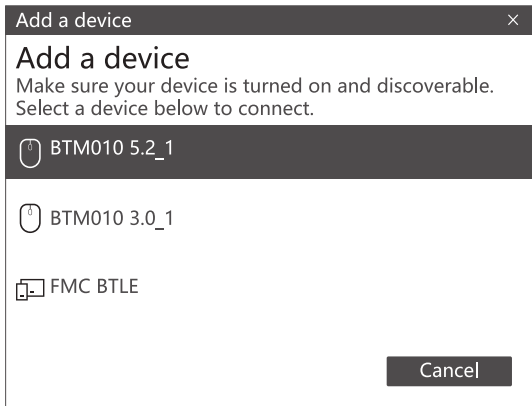
Turn on the power switch to green

BTM010R
QUICK INSTRUCTIONS

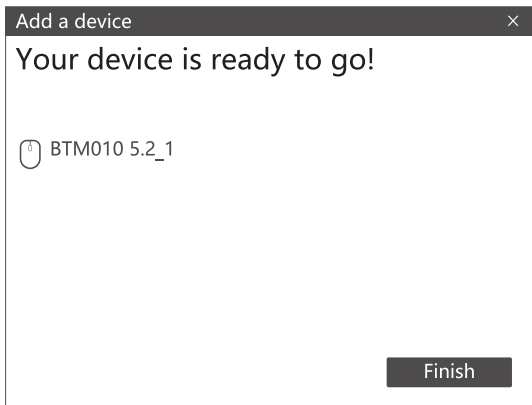
BT CONNECTION
Step 2



Short press the mode switch button
at the bottom of the mouse,
the 1 blue light flashes slowly



When connecting for the first time, pairing is required. Press and hold the mode switch button for more than 3 seconds, and the Bluetooth light will change to flash mode

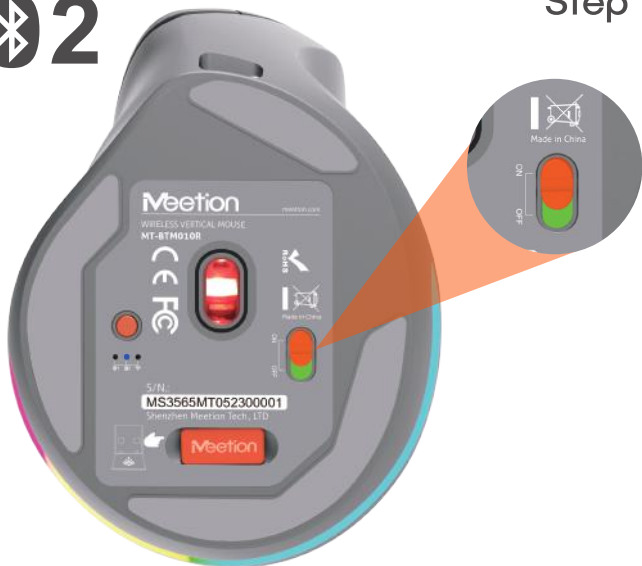


Open the search bluetooth device,
click connect to pair successfully

BTM010R
QUICK INSTRUCTIONS



BT CONNECTION
Step 1



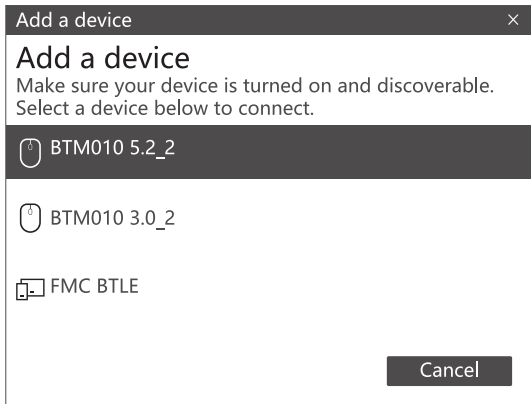
Turn on the power switch to green

BTM010R
QUICK INSTRUCTIONS

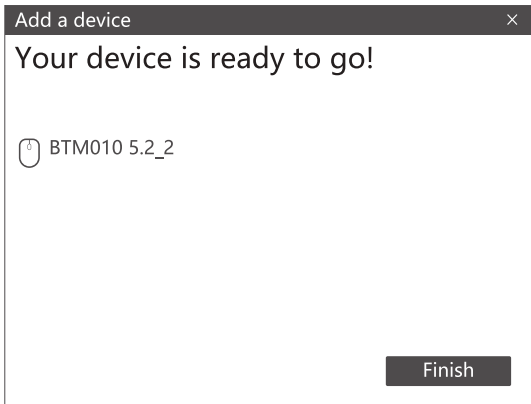
BT CONNECTION
Step 2



Short press the mode switch button
at the bottom of the mouse,
the 2 blue light flashes slowly



When connecting for the first time, pairing is required. Press and hold the mode switch button for more than 3 seconds, and the Bluetooth light will change to flash mode



Open the search bluetooth device,
click connect to pair successfully

WARRANTY CARD

Model No. 型号	
Date of Sale 购买日期	
Seller 销售商	
Serial Number 序列号	

Address of the Seller _____
销售商地址: _____

Phone of the Seller _____
销售商电话: _____

Seller Signature & Stamp
销售商签字盖章



To be Filled in by Service Center 以下由服务中心填写

Date of Receipt 收货日期 _____	Date of Receipt 收货日期 _____	Date of Receipt 收货日期 _____
Date of Return 返回日期 _____	Date of Return 返回日期 _____	Date of Return 返回日期 _____
Special Marks 特殊记录 _____	Special Marks 特殊记录 _____	Special Marks 特殊记录 _____



TECHNICAL SUPPORT

Having technical problems with this product?

Send an email to service@meetion.com

For more information please visit:

www.meetion.com

BTM010R指示卡-风琴页

材质：100g书纸

印刷：四色印刷

成品尺寸：98×105mm