

iMeetion



BTM010L
USER'S MANUAL

Left-handed ergonomic
Vertical mouse 2.4G&bluetooth

TECHNICAL SPECIFICATION

Operation Mode:	Opto-electronic
Type:	2.4GHz & Bluetooth Dual Mode
Power Type:	Rechargeable
Interface:	USB/Type-C
Key life:	5 million times
Wireless distance:	10m
Gross weight:	105±5g
Product Size:	112*83.5*69.5mm
Resolution:	2400dpi
Battery capacity:	700mA
Tracking speed:	30IPS
Acceleration:	10G
Frame rate:	4000FPS

COMPATIBILITY

Applicable system:

Windows (windows XP / Vista / 7 / 8 / 10 / 11 / Server 2003 / 2000 ,etc) MacOS (macOS 10.10 above is recommended)

In 2.4G mode:

Suitable for desktop computers, notebook computers, smart TV with USB interface, etc

In bluetooth mode:

Suitable for desktop computers, notebook computers, mobile phone, smart TV, etc

GENERAL

The product is made in accordance with FCC standard.

The safe product, conforming to the US and EU requirements.

The product is made in accordance with RoHS standard.

BTM010L
QUICK INSTRUCTIONS

2.4G CONNECTION
Step 1



Take out the usb receiver on the
bottom of the mouse



Insert computer USB interface

(When the product is used for the first time, an automatic hardware installation prompt will pop up in the lower right corner of the computer)

BTM010L
QUICK INSTRUCTIONS

2.4G CONNECTION
Step 3



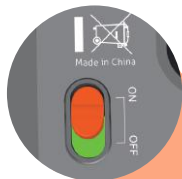
- 1 Turn on the power switch to green
- 2 Short press the mode switch button to green



The mouse is connected and
used normally

BTM010L
QUICK INSTRUCTIONS

BT CONNECTION
Step 1



Turn on the power switch to green

BTM010L
QUICK INSTRUCTIONS

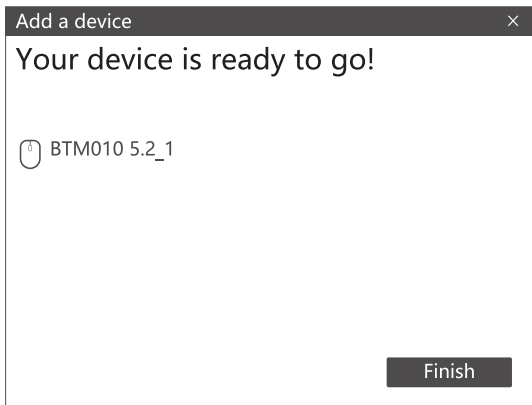
BT CONNECTION
Step 2



Short press the mode switch button
at the bottom of the mouse,
the 1 blue light flashes slowly



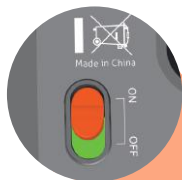
When connecting for the first time, pairing is required. Press and hold the mode switch button for more than 3 seconds, and the Bluetooth light will change to flash mode



Open the search bluetooth device,
click connect to pair successfully

BTM010L
QUICK INSTRUCTIONS

BT CONNECTION
Step 1



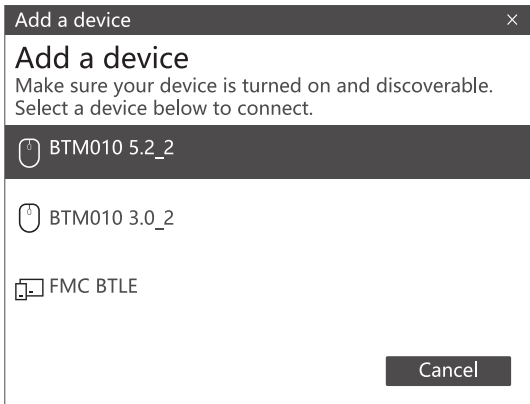
Turn on the power switch to green

BTM010L
QUICK INSTRUCTIONS

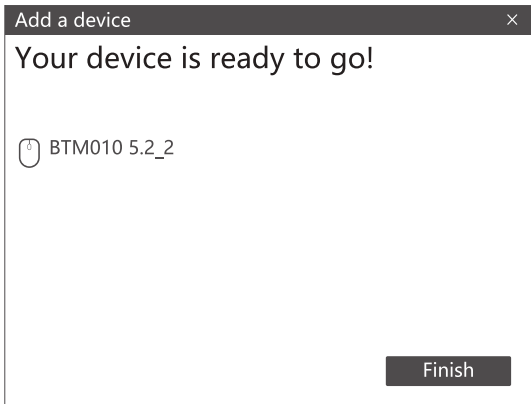
BT CONNECTION
Step 2



Short press the mode switch button
at the bottom of the mouse,
the  2 blue light flashes slowly



When connecting for the first time, pairing is required. Press and hold the mode switch button for more than 3 seconds, and the Bluetooth light will change to flash mode



Open the search bluetooth device,
click connect to pair successfully

WARRANTY CARD

Model No.
型号

Date of Sale
购买日期

Seller
销售商

Serial Number
序列号

Address of the Seller
销售商地址

Phone of the Seller
销售商电话

Seller Signature & Stamp
销售商签字盖章



To be Filled in by Service Center 以下由服务中心填写

Date of Receipt 收货日期

Date of Receipt 收货日期

Date of Receipt 收货日期

Date of Return 返回日期

Date of Return 返回日期

Date of Return 返回日期

Special Marks 特殊记录

Special Marks 特殊记录

Special Marks 特殊记录



TECHNICAL SUPPORT

Having technical problems with this product?

Send an email to service@meetion.com

For more information please visit:

www.meetion.com

BTM010R指示卡-风琴页

材质：100g书纸

印刷：四色印刷

成品尺寸：98×105mm