



PRANCE[®]

柏尔斯建材有限公司
PRANCE BUILDING MATERIAL CO.,LTD.

生产中心：佛山市三水区白坭镇“国家火炬计划佛山电子电器产业基地”南区169号
No 169, South Area, Base of Electrical and Electronic Industry (National Torch Program),
BaiNi Town, SanShui Area, Foshan City, Guangdong Province

营销中心：佛山市禅城区季华六路九鼎国际金融中心1区2座1701-1705室
Office Add: Room 1701, 17/F, Tower 2, District 1, Worldwide Complex, Jihua 6th Road,
Chancheng Foshan, Guangdong, China.

电话 Tel: +86-757-83138155 传真 Fax: +86-757-83139722

邮箱 E-Mail: info@prancebuilding.com

网址 Website: http://www.prancebuilding.com




PRANCE[®]
柏尔斯



Interior High Partition System
室内隔断系统

PRANCE[®]



CONTENTS

WELCOME TO PRANCE

83-A high partition	02
83-A high partition structure diagram	03
83-B high partition	04
83-B high partition structure diagram	05
83 high partition case show	07
80-A high partition	08
80-A high partition structure diagram	09
80-B high partition	10
80-B high partition structure diagram	11
80 high partition case show	15
100 high partition	16
100 high partition structure diagram	17
100 high partition case show	19

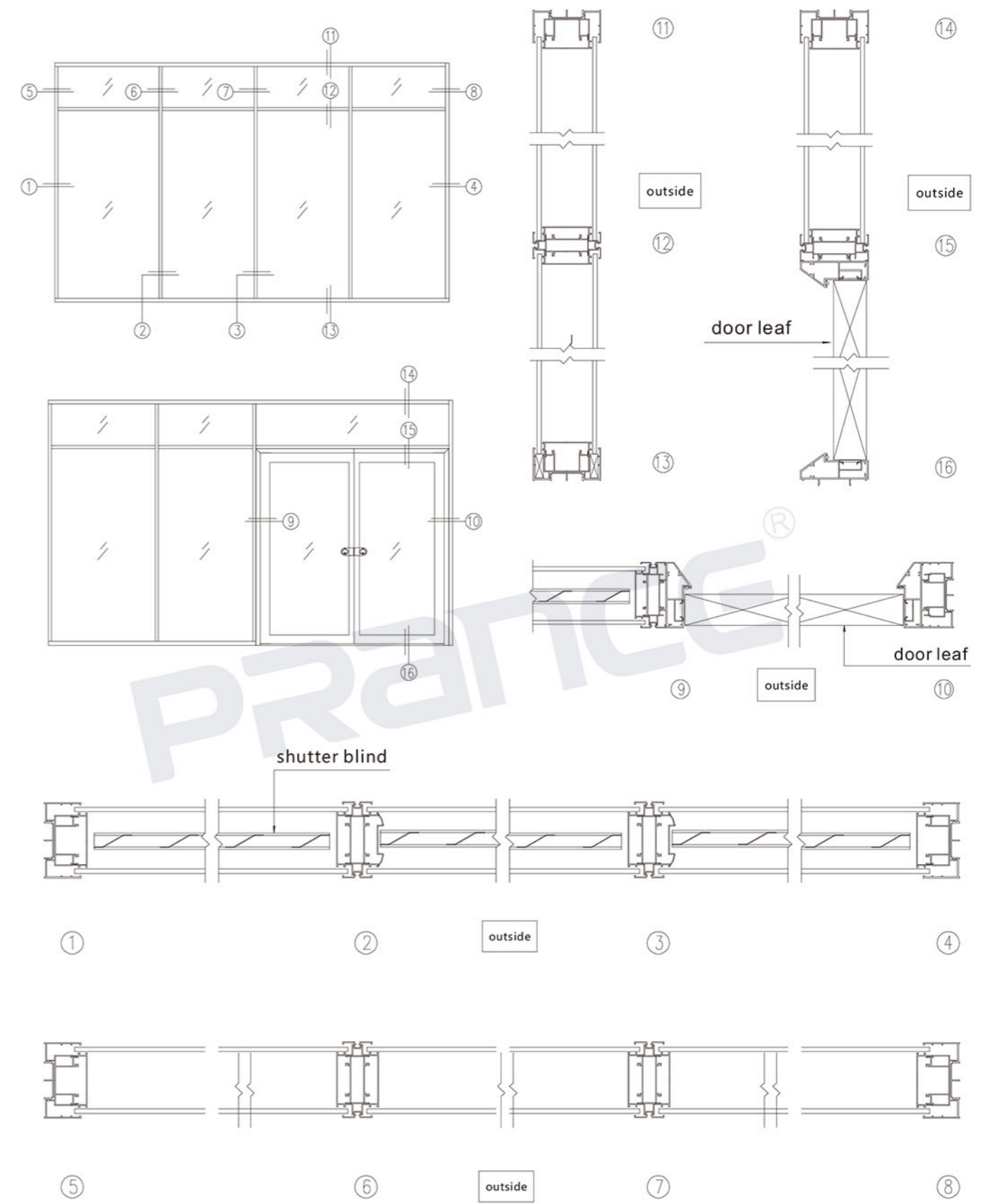
ABOUT PRANCE

PRANCE has achieved more than 20 years of experience in the field of interior high partition system.

After two decades of focus and hard work, Prance accumulates a large amount of clients from all over the world.

Our factory located in Foshan has 40000m² production area. There are more than 500 workers in our professional production line. Each day our production could be up to 10000m² of interior high partition system. We focus on product innovation and quality control.





PRODUCT INSTRUCTION

Model: 83-A High partition (single/double glass)

Wall Width: 83mm

Specification of wall Panel: 1. Normal Height: any height within the range of normal height 3000mm. The height exceeds 3000mm or the height of the wall does not achieve the range between 2400~2800mm, Galvanized steel boards have to be added inside the keel pillars, height limit 3500mm

2. Normal width: 900-1200mm, increase horizontal crosspiece can upgrade the width to 1500-2000mm. The maximum width can be extended to 10000mm.

Frame Structure: 1. 40mm high skirting*83mm wide wall, using high quality aluminum profile. Profile thickness average 1.2mm Dual-core 1.2mm keel, steel can be added inside the keel.

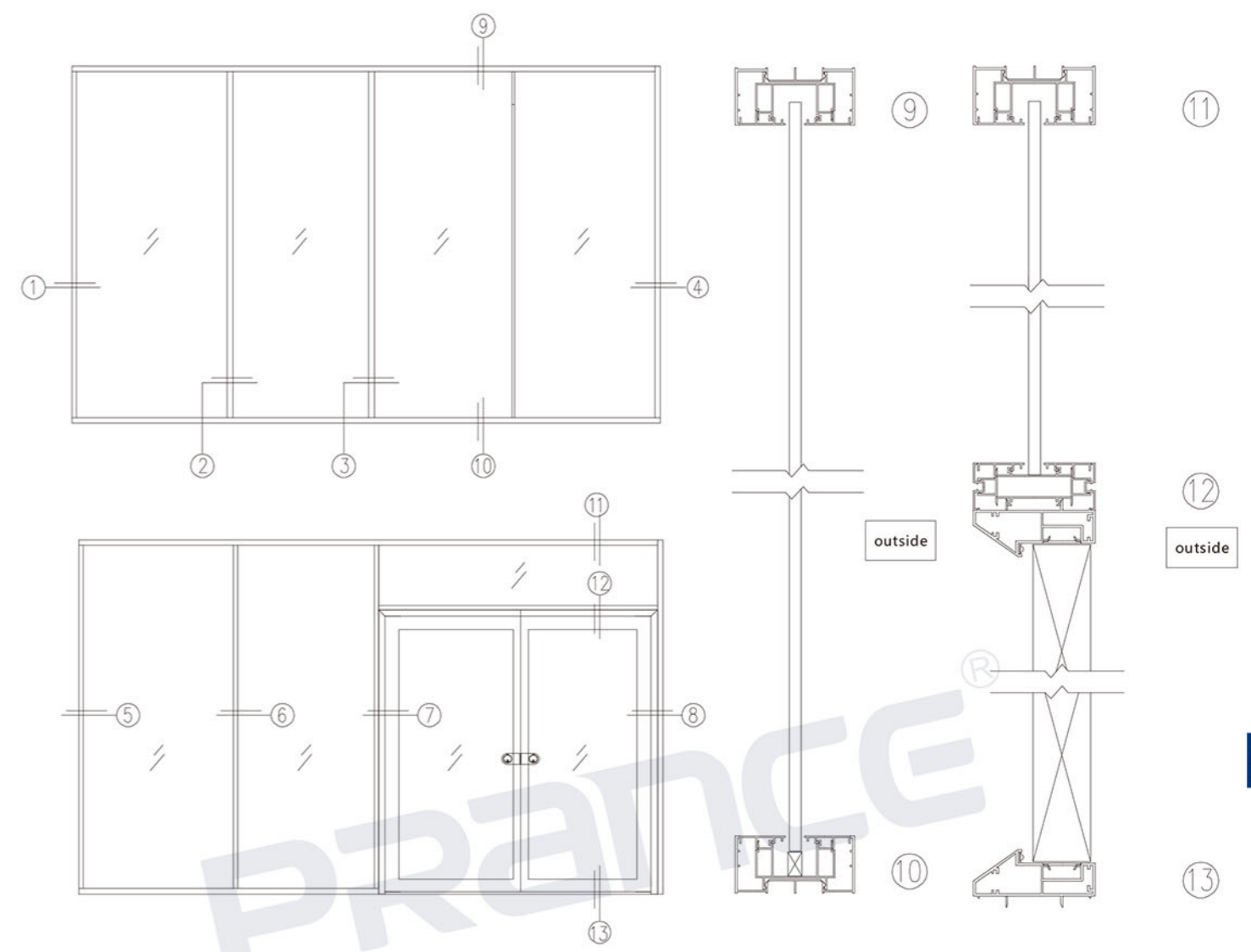
2. Single side partition profile is matched with 5-8mm-thick glasses or 9mm-thick Melamine panels. Double side partition profile is matched with 5-6mm-thick glasses or 9mm-thick Melamine panels (Inside double glasses can put shutters). Glasses and profiles can be matched one another.

Surface work and color: Anodization, coloring electrophoresis, powder coating, PVDF coating, wood grain transfer printing, etc.

Normal color: Oxidized silver, black, white, and gray spray. According to customer requirement, other specific color and surface work can be customized.

Soundproofing: 25dB-35dB

Fire rating: B1



04

05

PRODUCT INSTRUCTION

Model: 83-B High partition (single/double glass)

Wall Width: 83mm

Specification of wall Panel: 1. Normal Height: 2300-2700mm

2. Normal width: 900-1200mm

Frame Structure: 1. 40mm high skirting*83mm wide wall, using high quality aluminum profile. Profile thickness: average 1.2mm.

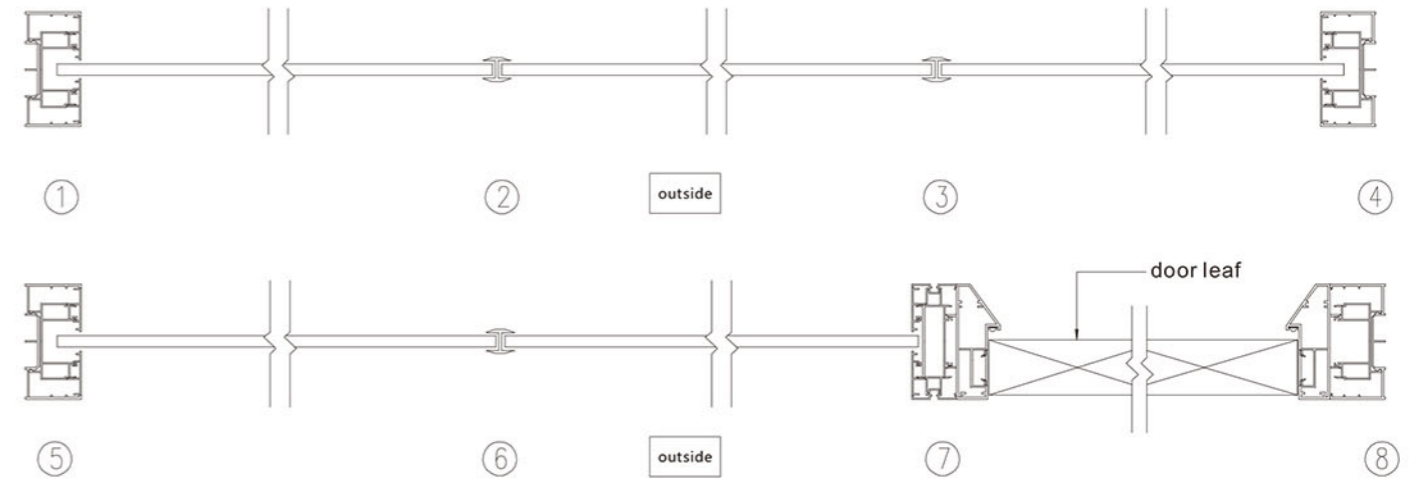
2. Aluminum profile installed with thickness 10-12mm glass.

Surface work and color: Anodization, coloring electrophoresis, powder coating, PVDF coating, wood grain transfer printing, etc.

Normal color: Oxidized silver, black, white, and gray spray. According to customer requirement, other specific color and surface work can be customized.

Soundproofing: 25dB-35dB

Fire rating: B1





By using glass partition, space is extended. Glass partition is a special method to divide the space, and not to limit the boundary of the space.



SHOWING

