


Product name: Dynamic face recognition terminal

Product model: TGW-KF-ABE (Face+IC/ID recognition wall-mounted type)

The Face Recognition Terminal is a biological recognition passage entrance access control device that integrates card reading and face identification. It's based on TCP/IP network communication. The terminal device is centralized managed by Internet and it can remotely control the turnstile gates to open and close, meanwhile it can implement data synchronous backup with the management platform.

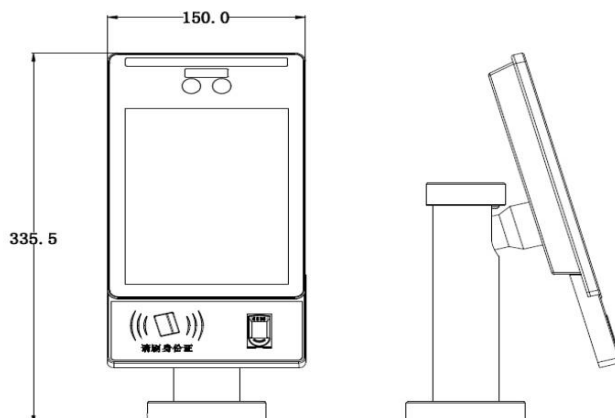


This terminal device can be compatible with human-card authentication scenario (1:1), human-face authentication scenario (1: N), and it could be switched between 1:1 and 1: N according to the users' requirements.


Functions and Features

- ✧ Binocular camera module, dual algorithm fusion, multi-pattern recognition (1:1/1:N), higher recognition accuracy, faster recognition speed.
- ✧ The active light source is visible light and near-infrared light, which is resistant to environmental interference, does not affect vision, and is harmless to the human body.
- ✧ Two different types of face recognition algorithms to eliminate non-living face recognition.
- ✧ Intelligent hardware terminal + centralized management service mode deployment, easy to use, easy to manage

Dimension drawing



Technical parameters

Product Name	Face+IC/ID recognition device	
Model Number	TGW-KF-ABE	
Operating System	Android 5.0	
Recognition Speed	<1 second	
False Recognition Rate	<0.01 %	
Rejection rate	<0.1%	
Operating Mode	Standalone/Network Version	
Hardware Specification	CPU	Contex A17
	Dimension	230mmx150mmx32mm
	Working Voltage	DC12V/3A
	Rated Power	15W
	Flash	8-16GB
	Memory	2-4GB DDR3
	Camera	Dedicated Binocular Camera 2M+1.3M
	ID Card Reading	Meet GA/T-2003 standard
	Screen	768x1024 8inch IPS capacitive touch screen
	Memory Card	Micro SD
Capacity Extension	8-128GB	
Recognition Function	User Capacity	20000-50000people
	Recognition mode	1:N/1:1
	Face Anti-Fake	Support
	Recognition Distance	50-100cm
Device management	Built-in Administrator	Support
	Storage Capacity Alarming	Support
	Timing	Built-in RTC Network Auto-timing
I/O	Network	RJ45X1
	Wiegand	Wiegandx1
	Dry contact	Dry contactx1
	USB	USBX1
	Output Control	Output Controlx2
Wireless configuration	WIFI	Dual 2.4G/5G 802.11a/b/g/n/ac
	4G	Optional